

Inovaks

www.inovaks.com



Teknik Katalog

İÇİNDEKİLER

Sayfa 3	Hakkımızda
YKF Sayfa 4	Yuvarlak Kanal Tipi Fan
YKF EC Sayfa 7	Yuvarlak Kanal Tipi Fan (EC Motorlu)
KF Sayfa 9	Dikdörtgen Kanal Tipi Fan (Kendinden Motorlu)
KF EC Sayfa 12	Dikdörtgen Kanal Tipi Fan (EC Motorlu)
DKF Sayfa 15	Dikdörtgen Kanal Tipi Fan (Dıştan Motorlu)
DKF EX Sayfa 18	Dikdörtgen Kanal Tipi Fan (Ex-Proof)
CF Sayfa 20	Yatay Atışlı Radyal Çatı Tipi Fan (Kendinden Motorlu)
CF V Sayfa 22	Dikey Atışlı Radyal Çatı Tipi Fan (Kendinden Motorlu)
CF EC Sayfa 24	Yatay Atışlı Radyal Çatı Tipi Fan (Kendinden Motorlu, EC Motorlu)
DCF Sayfa 27	Yatay Atışlı Radyal Çatı Tipi Fan (Dıştan Motorlu)
DCF V Sayfa 30	Dikey Atışlı Radyal Çatı Tipi Fan (Dıştan Motorlu)
DCF EX Sayfa 33	Yatay Atışlı Radyal Çatı Tipi Fan (Dıştan Motorlu - Ex-Proof)
ACF Sayfa 36	Yatay Atışlı Aksiyel Çatı Tipi Fan (Kendinden Motorlu)
SV Sayfa 39	Sığınak Vantilatörü (Paket Tipi)
SV-WM Sayfa 41	Sığınak Vantilatörü (V-Modül)
HSV-W Sayfa 43	Sığınak Vantilatörü (Hücreli W Modül)
BF Sayfa 46	Aksiyel Basınçlandırma Fanı
CAF Sayfa 66	Çatı Tipi Aksiyel Basınçlandırma Fanı
HAF Sayfa 56	Aksiyel Basınçlandırma Fanı (Hücreli)
DTF Sayfa 61	Duman Tahliye Fanı
CDTF Sayfa 66	Duman Tahliye Fanı (Çatı Tipi)
HDTF Sayfa 71	Duman Tahliye Fanı (Hücreli)
AF Sayfa 76	Aksiyel Duvar Tipi Fan
AF EX Sayfa 78	Aksiyel Duvar Tipi Fan (Ex-Proof)
AJF Sayfa 81	Aksiyel Jet Fan
RJF Sayfa 83	Radyal Jet Fan
SH Sayfa 84	Hücreli Aspiratör (Sık Kanatlı)
SYH Sayfa 91	Hücreli Aspiratör (Seyrek Kanatlı)
PH Sayfa 98	Hücreli Aspiratör (Plug Fanlı)
ESF Sayfa 104	Elektrostatik Filtreli Santral
Sayfa 105	Belgelerimiz
Sayfa 106	Referanslarımız



25 yıllık bilgi ve tecrübesi ile artık kendi rotasında hareket etmek üzere yola çıkan bir ekip firmasıyız.

Amacımız yıllardır beraber çalıştığımız, ihtiyaçları doğrultusunda çözümler sunduğumuz müşterilerimize kendi bilgi ve deneyimlerimiz ile hizmet vermeye devam etmektedir.

Hizmette en önemli kriterlerimizden biri olan, üretimde de kalite anlayışından asla taviz vermemeyi kendine amaç edinen şirketimiz, İnovasyonel üretim anlayışını hep dinamik tutarak üretimine devam etmektedir.

Ekip arkadaşlarımız ile beraber, temel değerlerimize sadık kalmak suretiyle iş ortaklarımız ile hep aynı pencereden baktığımızı emin olup sizlere hep daha iyi hizmet vermek için çalışıyor ve sorumlüğümüzün ne kadar büyük olduğunu biliyoruz.

Güvenilir olmak ve her zaman çözüm odaklı olmanın önemi ile birlikte, bu önemi sadece üretim,satış olarak değil, satış sonrası hizmetimiz de önemseyerek her daim ulaşılabilir olmanın bilincini dinamik tutuyoruz.

İNOVAKS olarak üretim kalitemizi ve kapasitemizi her zaman dinamik tutabilmek için, çok çalışmamızın ne kadar önemli olduğunu biliyoruz. Her zaman daha iyisini yapabilmek için de var gücümüzle çalışmaya devam ediyoruz.

Başta ülkemize olmak üzere, siz değerli iş ortaklarımıza ,ekip arkadaşlarımıza mümkün olan en büyük katma değeri sağlamak ve hep birlikte akıl ve menfaat birliği oluşturmak için, sürekli kendini yenileyen, inovaktif bilinçle sizlerin yanındayız.

Saygı, selam ve sevgilerimle...

Genel Müdür
Şaziye ÖZCAN

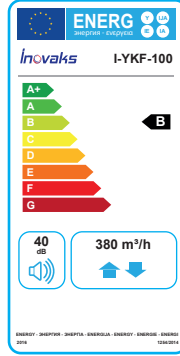
İ-YKF

Yuvarlak Kanal
Tipi Fan

İnovaks



Genel Özellikler

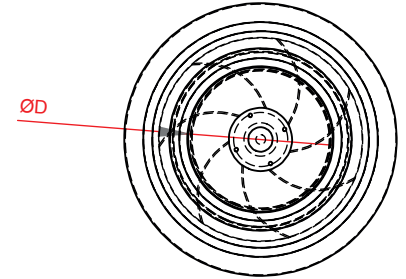
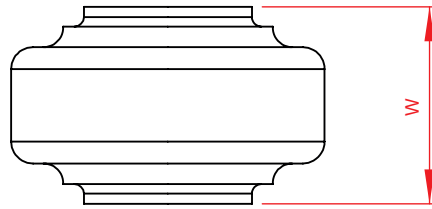
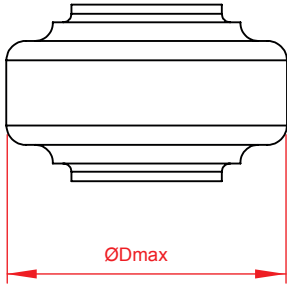


- Kendinden motorlu tüm cihazlar için termik koruma
- Hız ayarı (opsiyonel)
- Düşük ses seviyesi
- Düşük enerji tüketimi
- IP44 motor koruma sınıfı
- Min/Max ortam sıcaklığı -25/60°C
- Galvaniz sac kasa
- Geriye eğik radyal kanatlar
- Kolay kurulum ve montaj

Teknik Özellikler

MODELLER	DEBİ (m³/h)	GÜÇ (W)	VOLTAJ (V)	AKIM (A)	HIZ (rpm)	FREKANS (Hz)	SES (dbA)	AĞIRLIK (kg)	IP SINIFI	ÇALIŞMA SICAKLIĞI (°C)	KABLO KESİTİ
İ-YKF 100	380	67	230	0,35	2300	50	40	10	IP 44	-25 / 60 °C	3 X 1,5
İ-YKF 125	540	70	230	0,38	2330	50	41	12	IP 44	-25 / 60 °C	3 X 1,5
İ-YKF 150	650	73	230	0,40	2400	50	44	14	IP 44	-25 / 60 °C	3 X 1,5
İ-YKF 200 A	780	95	230	0,57	1400	50	46	16	IP 44	-25 / 60 °C	3 X 1,5
İ-YKF 200 B	1000	103	230	0,66	2600	50	49	21	IP 44	-25 / 60 °C	3 X 1,5
İ-YKF 250 A	1100	145	230	0,71	2500	50	49	30	IP 44	-25 / 60 °C	3 X 1,5
İ-YKF 250 B	1200	165	230	0,85	2700	50	54	32	IP 44	-25 / 60 °C	3 X 1,5
İ-YKF 315 A	1550	180	230	1,2	2400	50	52	40	IP 44	-25 / 60 °C	3 X 1,5
İ-YKF 315 B	1900	195	230	1,3	2500	50	56	42	IP 44	-25 / 60 °C	3 X 1,5

Teknik Çizim



Ölçüler

MODELLER	D (mm)	W (mm)	Dmax (mm)
İ-YKF 100	98	210	233
İ-YKF 125	123	203	233
İ-YKF 150	149	230	322
İ-YKF 200 A	199	228	342
İ-YKF 200 B	199	228	342
İ-YKF 250 A	248	227	342
İ-YKF 250 B	248	227	342
İ-YKF 315 A	311	220	397
İ-YKF 315 B	311	220	397


Aksesuarlar



İ-HKC.1



İ-ZS



İ-HCP



İ-DPS.02



İ-EI-Y



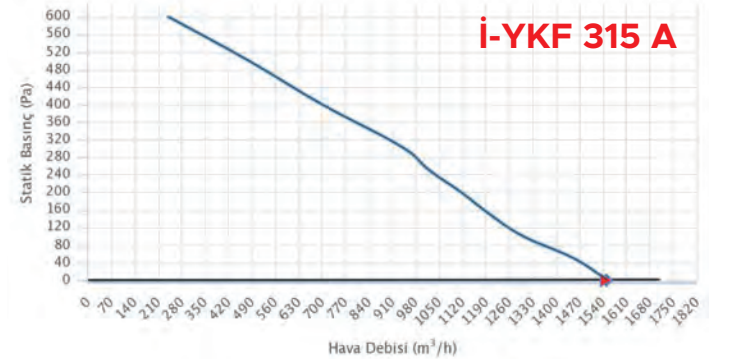
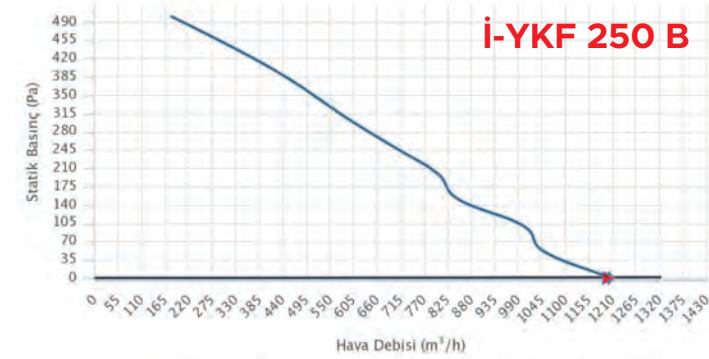
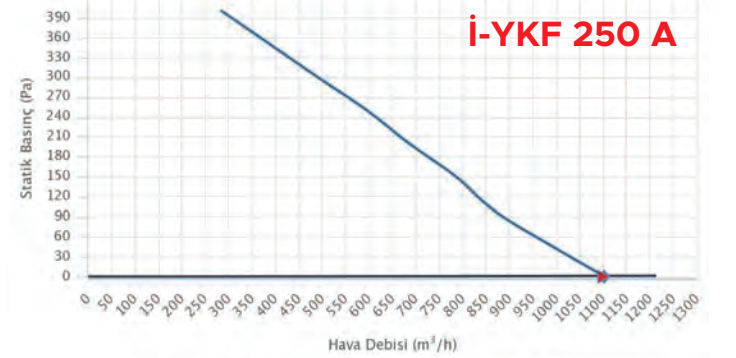
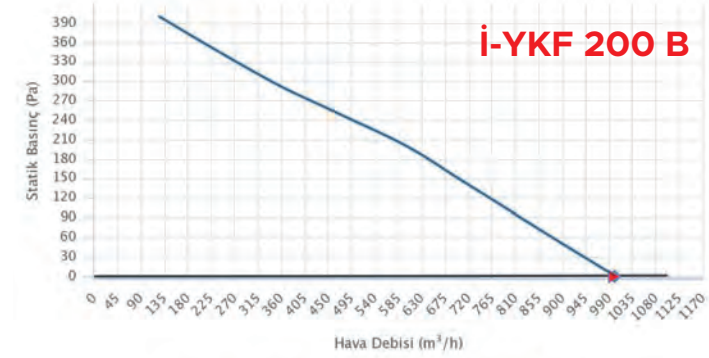
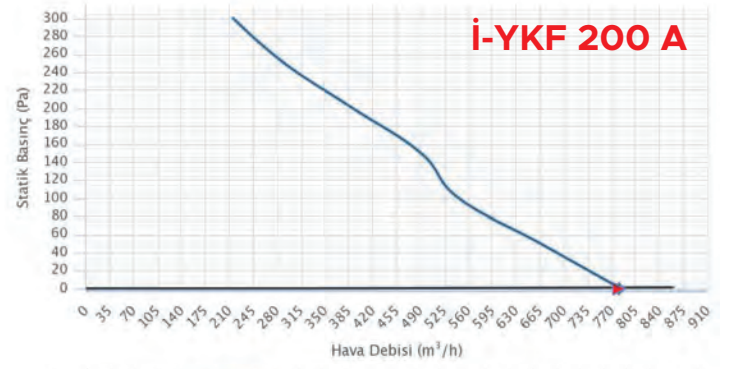
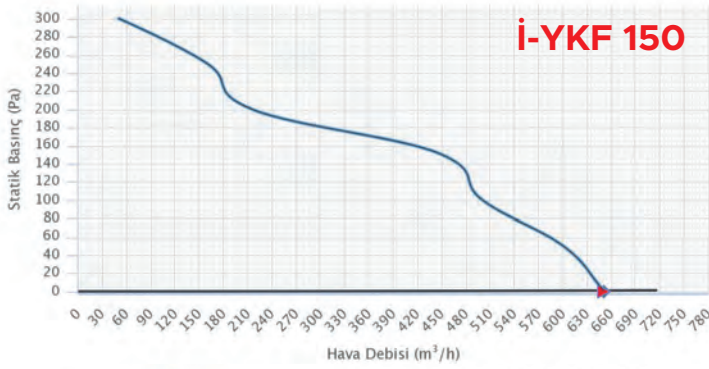
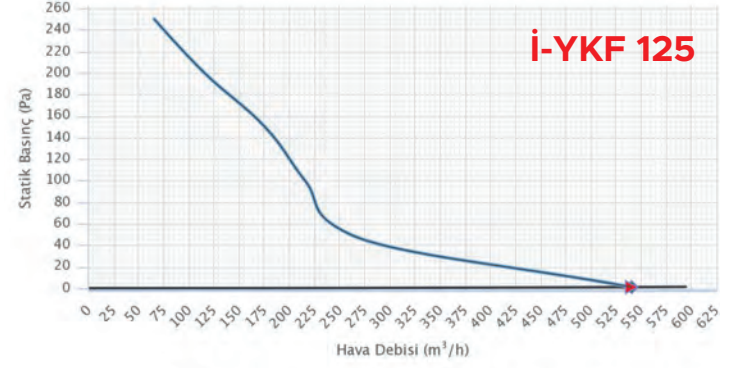
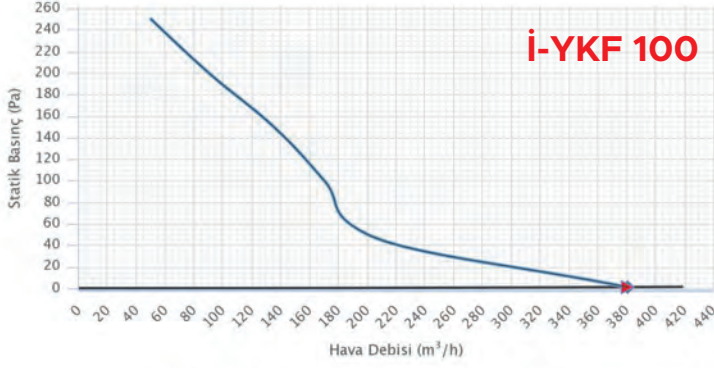
İ-VD


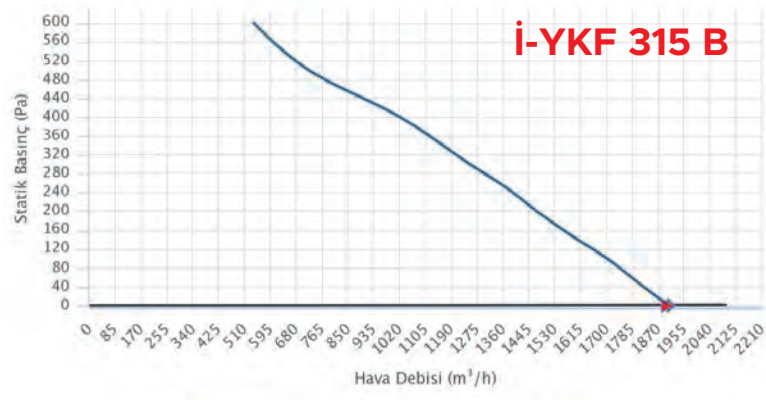


İ-A-SRS

* İ-HKC : HIZ KONTROL CİHAZI * İ-ZS : ZAMAN SAATİ * İ-HCP : KUMANDA PANELİ 3 KADEME * İ-DPS.02 : BASINÇ SENSÖRÜ
* İ-EI-Y : KANAL TİPİ YUVARLAK ELEKTRİKLİ ISITICI * İ-VD : BY PASS HAVA DAMPERİ * İ-A-SRS : YUVARLAK KANAL TİPİ SUSTURUCU

Performans Eğrileri





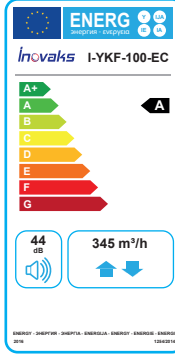
İ-YKF-EC

Yuvarlak Kanal
Tipi Fan (Kendinden EC Motorlu)

İnovaks



Genel Özellikler



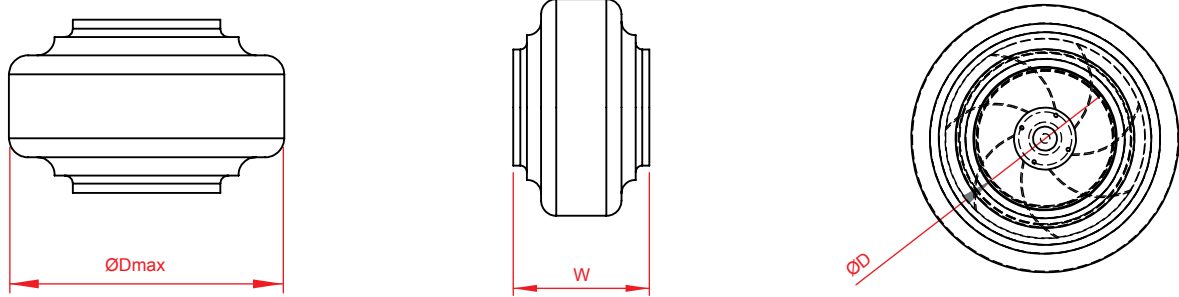
- Kendinden motorlu tüm cihazlar için termik koruma
- Yüksek verim
- Düşük ses seviyesi
- Düşük enerji tüketimi
- IP44 motor koruma sınıfı
- Min/Max Ortam sıcaklığı -25/60°C
- Geriye eğik radyal kanatlar
- Galvaniz sac
- Kolay kurulum ve montaj

Teknik Özellikler

MODELLER	DEBİ (m³/h)	GÜÇ (W)	VOLTAJ (V)	AKIM (A)	HIZ (rpm)	FREKANS (Hz)	SES (dbA)	AĞIRLIK (kg)	IP SINIFI	ÇALIŞMA SICAKLIĞI (°C)	KABLO KESİTİ
İ-YKF 100-EC	345	90	230	0,7	3600	50	44	4	IP44	-25 / 60 °C	3 X 1,5
İ-YKF 125-EC	480	83	230	0,58	3400	50	45	5	IP44	-25 / 60 °C	3 X 1,5
İ-YKF 150-EC	700	107	230	0,89	3060	50	48	5	IP44	-25 / 60 °C	3 X 1,5
İ-YKF 200-EC	845	83	230	0,63	2500	50	47	6	IP44	-25 / 60 °C	3 X 1,5
İ-YKF 250 -EC	1230	164	230	1,15	2900	50	46	7	IP44	-25 / 60 °C	3 X 1,5
İ-YKF 315-EC	1370	164	230	1,15	2900	50	48	8	IP44	-25 / 60 °C	3 X 1,5

EC Motorlar HVAC sistemlerinde en yüksek verimi gösterirler , bu da %90'a varan oranlarda demektir. Özellikle kısmi yük aralığında, klasik AC sürücü konseptlerine kıyasla %50'ye varan toplam enerji tasarrufu sağlar. Özellikle elektronik sürücülerin çok sık olarak kısmi yük işletiminde kullanıldığı HVAC uygulamalarında bu son derece önemlidir. Özel darbe deseni, değişken frekanslı sürücülere (VFD) kıyasla gürültünün azaltılmasına yardımcı olur.

Teknik Çizim



Ölçüler

MODELLER	D (mm)	W (mm)	Dmax (mm)
İ-YKF 100-EC	98	203	255
İ-YKF 125-EC	123	203	255
İ-YKF 150-EC	149	240	305
İ-YKF 200-EC	198	245	345
İ-YKF 250 -EC	248	250	345
İ-YKF 315-EC	314	260	405


Aksesuarlar



İ-CDT E0-10



İ-ZS



İ-HCP



İ-DPS.02



İ-EI-Y



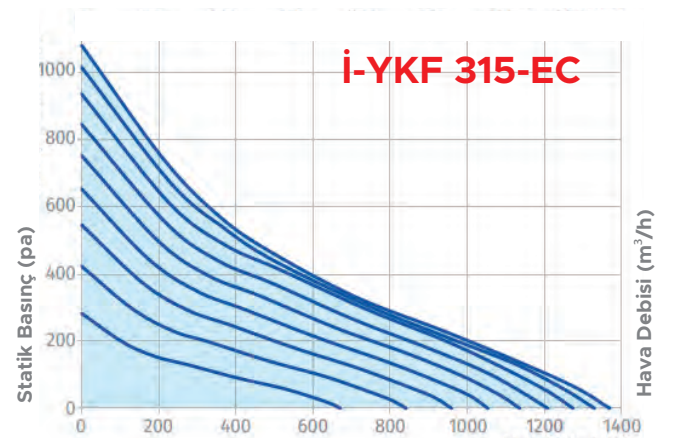
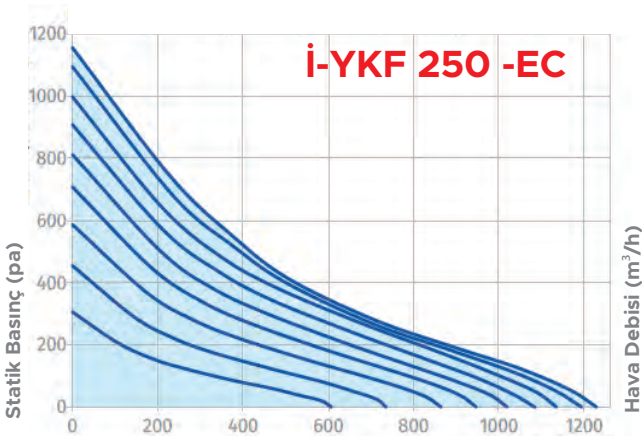
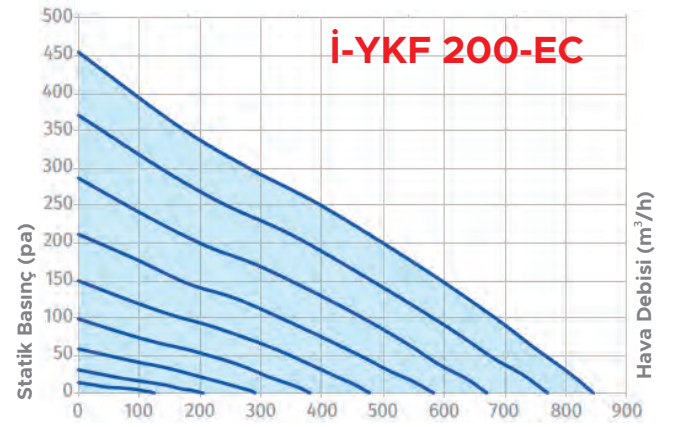
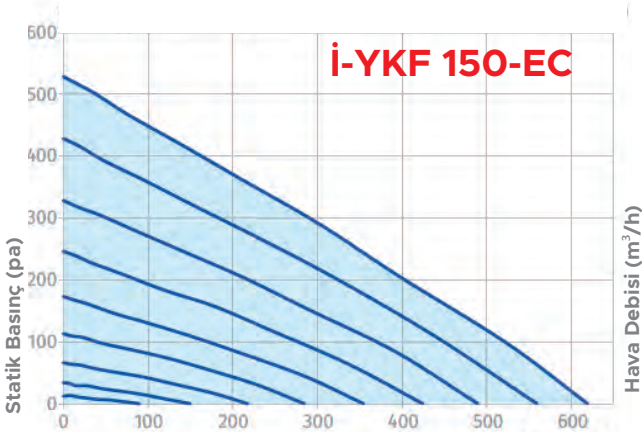
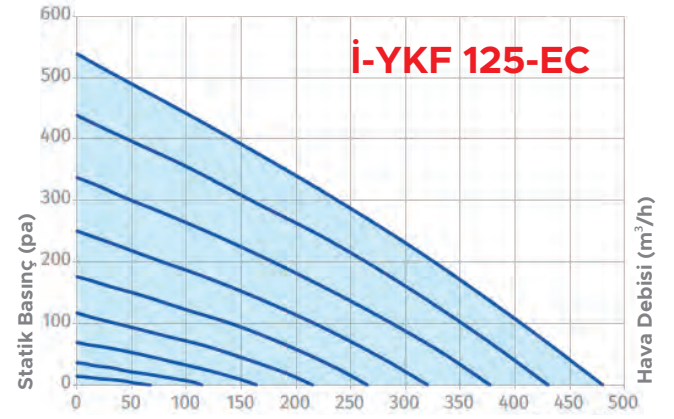
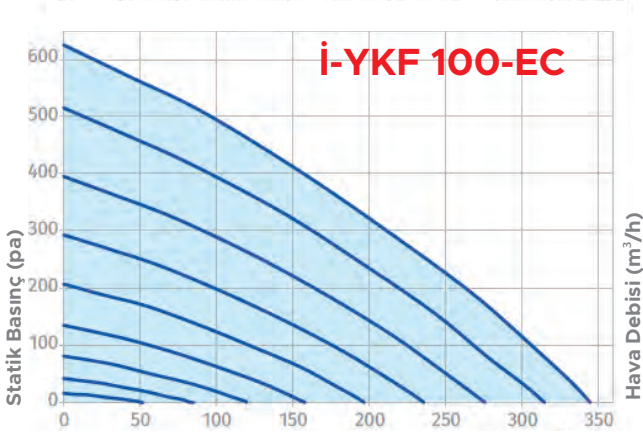
İ-VD



İ-A-SRS

* İ-CDT E0-10 : HIZ ANAHTARI EC 0-10V * İ-ZS : ZAMAN SAATİ * İ-HCP: KUMANDA PANELİ 3 KADEME * İ-DPS.02 : BASINÇ SENSÖRÜ
* İ-EI-Y : KANAL TİPİ YUVARLAK ELEKTRİKLİ ISITICI * İ-VD : BY PASS HAVA DAMPERİ * İ-A-SRS : YUVARLAK KANAL TİPİ SUSTURUCU

Performans Eğrileri

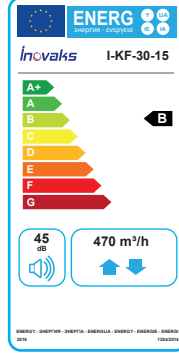



İ-KF

Dikdörtgen Kanal Tipi Fan

İnovaks

Genel Özellikler

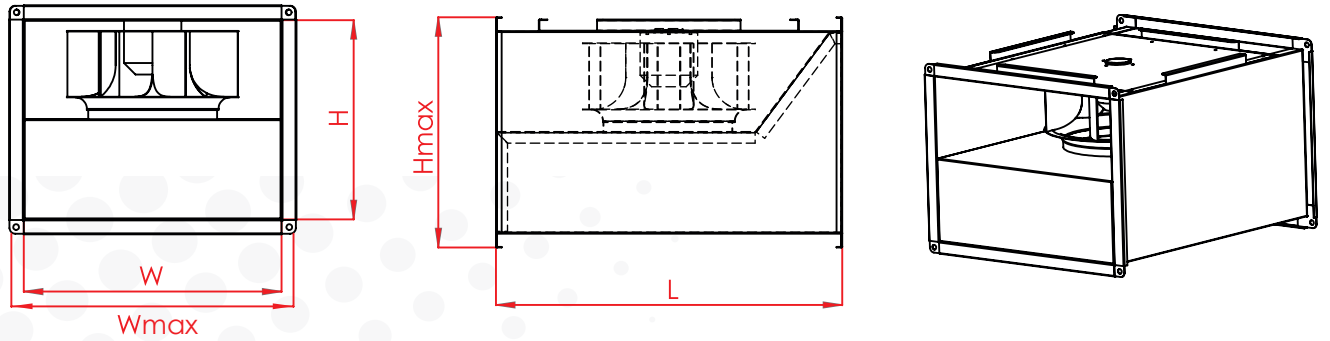


- Kendinden motorlu tüm cihazlar için termik koruma
- Hız ayarı (opsiyonel)
- Düşük ses seviyesi
- Düşük enerji tüketimi
- IP44 motor koruma sınıfı
- Min/Max ortam sıcaklığı -25/70°C
- Galvaniz sac kasa
- Azaltılmış türbülans
- Yüksek Basınç
- Kolay kurulum ve montaj

Teknik Özellikler

MODELLER	DEBİ (m³/h)	GÜÇ (W)	VOLTAJ (V)	AKIM (A)	HIZ (rpm)	FREKANS (Hz)	SES (dB)	AĞIRLIK (kg)	IP SINIFI	ÇALIŞMA SICAKLIĞI (°C)	KABLO KESİTİ
İ-KF 30-15	470	76	230	0.29	2350	50	45	10	IP 44	-25 / 70 °C	3 X 1,5
İ-KF 40-20 A	960	110	230	0.47	2200	50	52	12	IP 44	-25 / 70 °C	3 X 1,5
İ-KF 40-20 B	1160	155	230	0.70	1600	50	56	14	IP 44	-25 / 70 °C	3 X 1,5
İ-KF 50-25	1620	187	230	0.83	2700	50	54	16	IP 44	-25 / 70 °C	3 X 1,5
İ-KF 60-30	1860	187	230	0,83	2500	50	50	21	IP 44	-25 / 70 °C	3 X 1,5
İ-KF 60-35 A	2750	124	230	0,40	1400	50	54	30	IP 44	-25 / 70 °C	3 X 1,5
İ-KF 60-35 B	3350	216	230	0,90	1350	50	58	32	IP 44	-25 / 70 °C	3 X 1,5
İ-KF 70-40 A	4400	270	230	1,25	1380	50	58	40	IP 44	-25 / 70 °C	3 X 1,5
İ-KF 70-40 B	5850	425	230	1,90	1350	50	60	42	IP 44	-25 / 70 °C	3 X 1,5
İ-KF 80-50	7540	425	230	1,90	1400	50	64	46	IP 44	-25 / 70 °C	4 X 2,5
İ-KF 100-50	9650	425	230	1,90	1400	50	66	66	IP 44	-25 / 70 °C	4 X 2,5

Teknik Çizim



Ölçüler

MODELLER	W (mm)	Wmax (mm)	H (mm)	Hmax (mm)	L (mm)
İ-KF 30-15	300	355	150	205	405
İ-KF 40-20 A	400	455	200	255	505
İ-KF 40-20 B	400	455	200	255	505
İ-KF 50-25	500	555	250	305	565
İ-KF 60-30	600	655	300	355	755
İ-KF 60-35 A	600	655	350	405	755
İ-KF 60-35 B	600	655	350	405	755
İ-KF 70-40 A	700	755	400	455	805
İ-KF 70-40 B	700	755	400	455	805
İ-KF 80-50	800	855	500	555	925
İ-KF 100-50	1000	1055	500	555	1060


Aksesuarlar



İ-ZS



İ-HKC.1



İ-HCP



İ-DPS.02



İ-EB



İ-VD



İ-EI



İ-DKTS



İ-G2



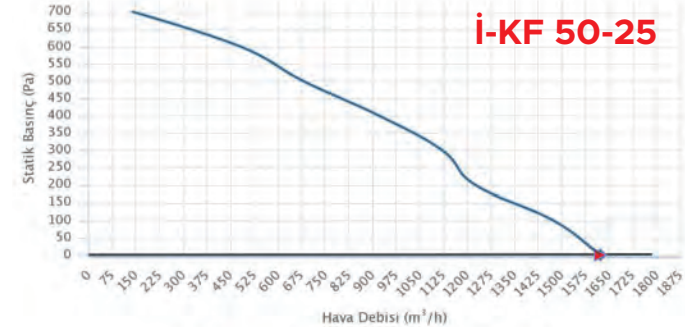
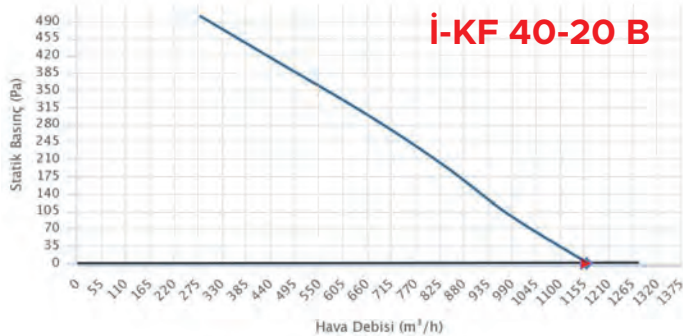
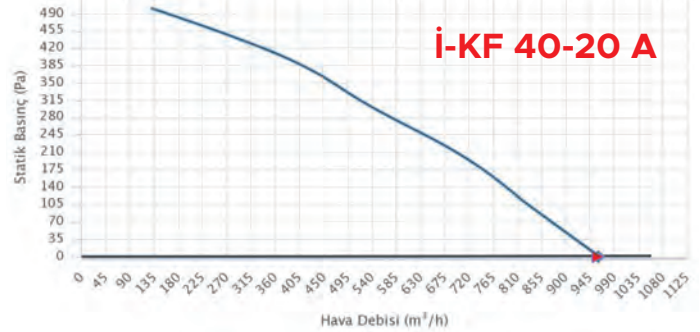
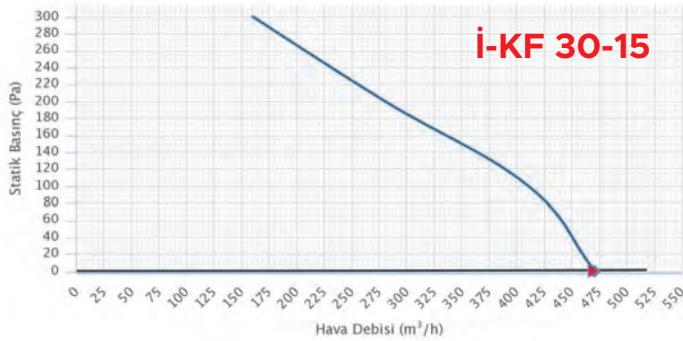
İ-G4



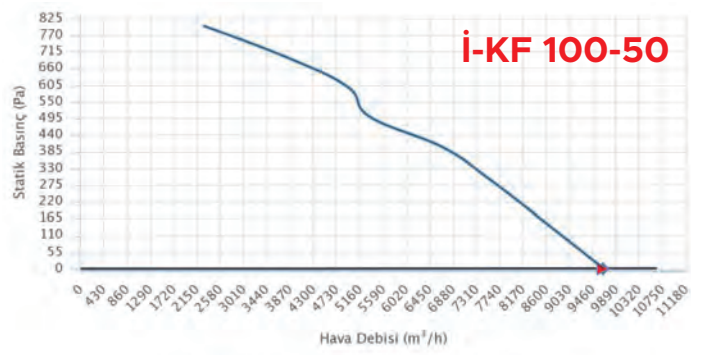
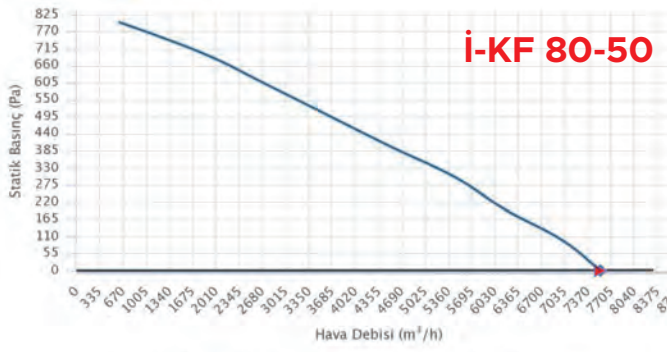
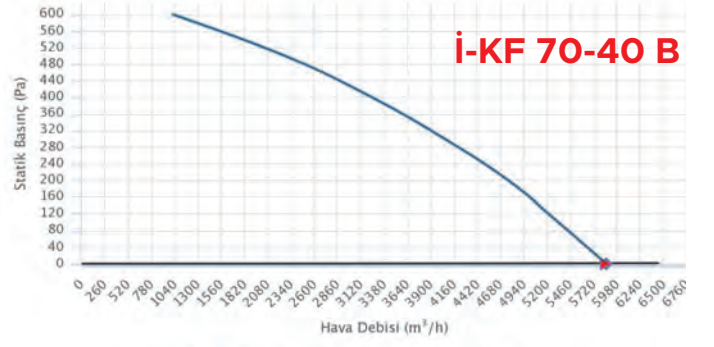
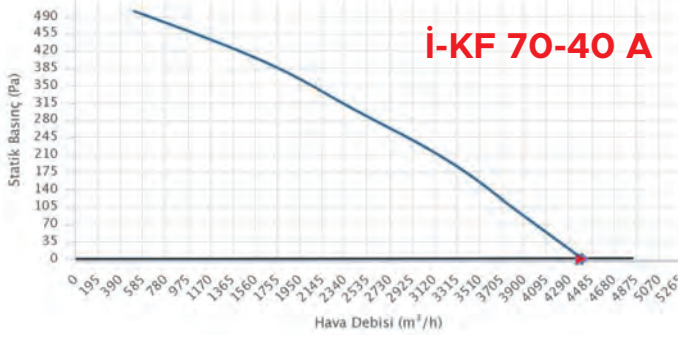
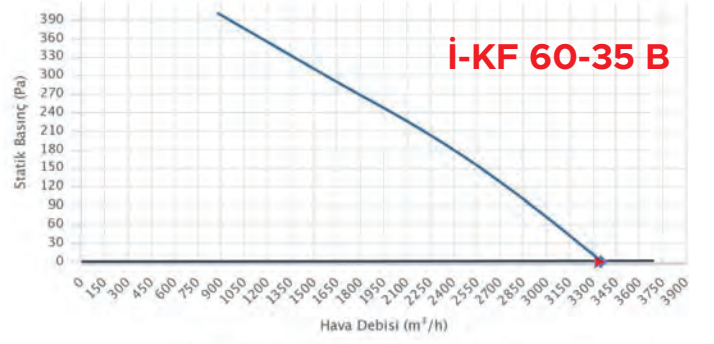
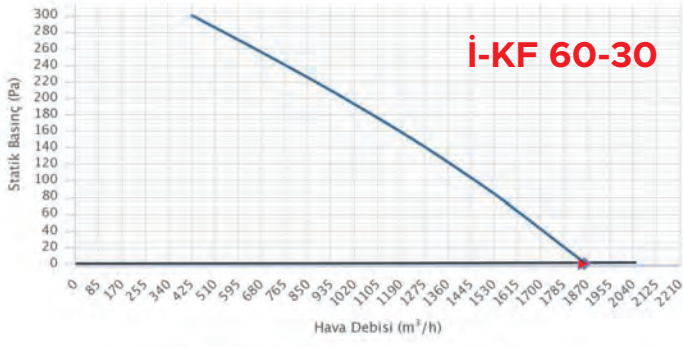
İ-AC

- * İ-ZS: ZAMAN SAATİ * İ-HKC: HIZ KONTROL CİHAZI * İ-HCP: KUMANDA PANELİ 3 KADEME * İ-DPS.02: BASINÇ SENSÖRÜ * İ-EB: ESNEK BAĞLANTI
 * İ-VD: BY PASS HAVA DAMPERİ * İ-EI: ELEKTRİKLİ ISITICI * İ-DKTS: DİK DÖRTGEN KANAL TİPİ SUSTURUCU * İ-G2: G2 METAL FİLTRE
 * İ-G4: G4 KABA FİLTRE * İ-AC: AKTİF KARBON KASET TİP FİLTRE

Performans Eğrileri



Performans Eğrileri



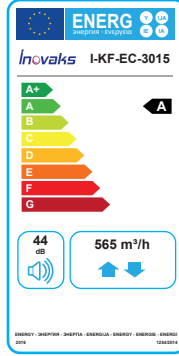
İ-KF-EC

Dikdörtgen Kanal
Tipi Fan (Kendinden EC Motorlu)

İnovaks



Genel Özellikler

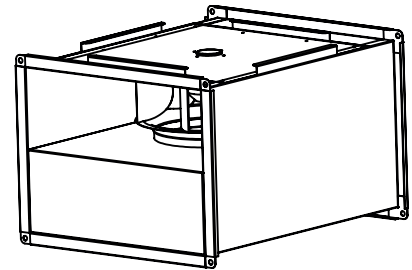
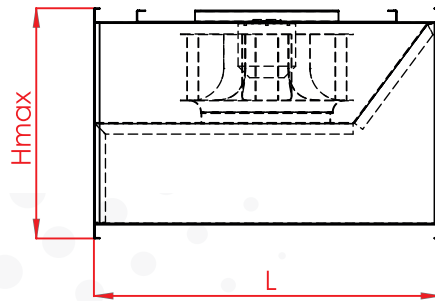
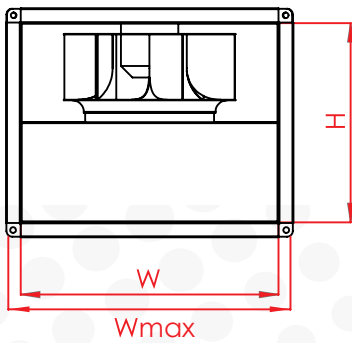


- Kendinden motorlu tüm cihazlar için termik koruma
- Yüksek verim
- Düşük ses seviyesi
- Düşük enerji tüketimi
- *IP44 motor koruma sınıfı
- Min/Max Ortam sıcaklığı -25/60°C
- Geriye eğik radyal kanatlar
- Azaltılmış türbülans
- Yüksek Basınç
- Kolay kurulum ve montaj

Teknik Özellikler

MODELLER	DEBİ (m³/h)	GÜÇ (W)	VOLTAJ (V)	AKIM (A)	HIZ (rpm)	FREKANS (Hz)	SES (dbA)	AĞIRLIK (kg)	IP SINIFI	ÇALIŞMA SICAKLIĞI (°C)	KABLO KESİTİ
İ-KF-EC 30-15	565	97	230	0,73	3300	50	44	10	IP55	-35 / 60 °C	3 X 1,5
İ-KF-EC 40-20 A	810	91	230	0,69	2470	50	43	12	IP55	-35 / 60 °C	3 X 1,5
İ-KF-EC 40-20 B	1190	192	230	1,43	3010	50	47	14	IP55	-35 / 60 °C	3 X 1,5
İ-KF-EC 50-25	1590	252	230	1,85	2500	50	45	16	IP55	-35 / 60 °C	3 X 1,5
İ-KF-EC 60-30	2545	326	230	2,45	2000	50	48	21	IP55	-35 / 60 °C	3 X 1,5
İ-KF-EC 60-35 A	2815	361	230	2,62	2000	50	49	30	IP55	-35 / 60 °C	3 X 1,5
İ-KF-EC 60-35 B	4290	1308	230	2,35	3160	50	55	32	IP55	-35 / 60 °C	3 X 1,5
İ-KF-EC 70-40 A	5710	795	230	3,48	1400	50	53	40	IP55	-35 / 60 °C	3 X 1,5
İ-KF-EC 70-40 B	6810	2748	230	2,80	2530	50	57	42	IP55	-35 / 60 °C	3 X 1,5
İ-KF-EC 80-50	8395	2025	230	2,01	1470	50	60	46	IP55	-35 / 60 °C	4 X 2,5
İ-KF-EC 100-50	11190	3429	230	5,00	1800	50	66	66	IP55	-35 / 60 °C	4 X 2,5

Teknik Çizim



Ölçüler

MODELLER	W (mm)	Wmax (mm)	H (mm)	Hmax (mm)	L (mm)
İ-KF-EC 30-15	300	355	150	205	405
İ-KF-EC 40-20 A	400	455	200	255	505
İ-KF-EC 40-20 B	400	455	200	255	505
İ-KF-EC 50-25	500	555	250	305	565
İ-KF-EC 60-30	600	655	300	355	755
İ-KF-EC 60-35 A	600	655	350	405	755
İ-KF-EC 60-35 B	600	655	350	405	755
İ-KF-EC 70-40 A	700	755	400	455	805
İ-KF-EC 70-40 B	700	755	400	455	805
İ-KF-EC 80-50	800	855	500	555	925
İ-KF-EC 100-50	1000	1055	500	555	1060

Aksesuarlar



İ-DPS.02



İ-EI



İ-CDT E0-10



İ-DKTS




İ-VD




İ-ZS



İ-HCP



İ-EB



İ-AC



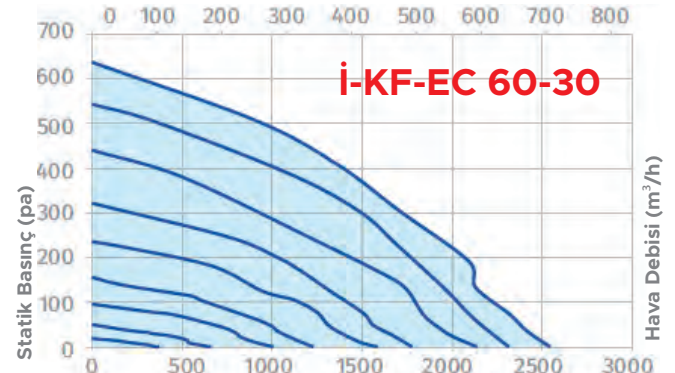
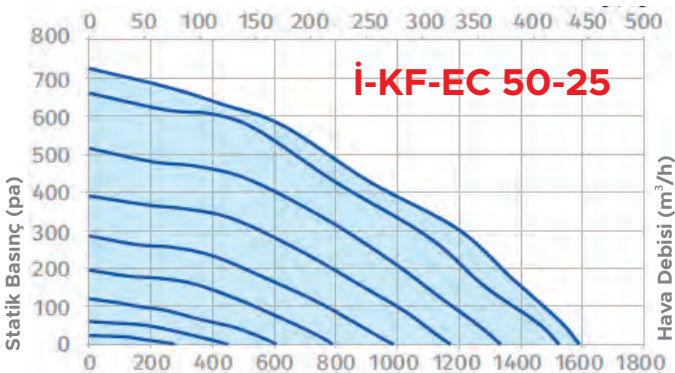
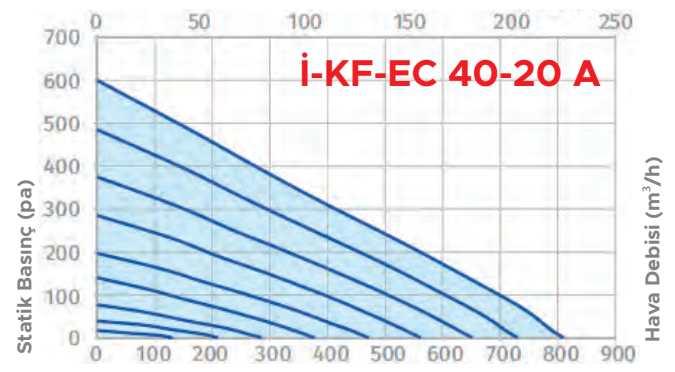
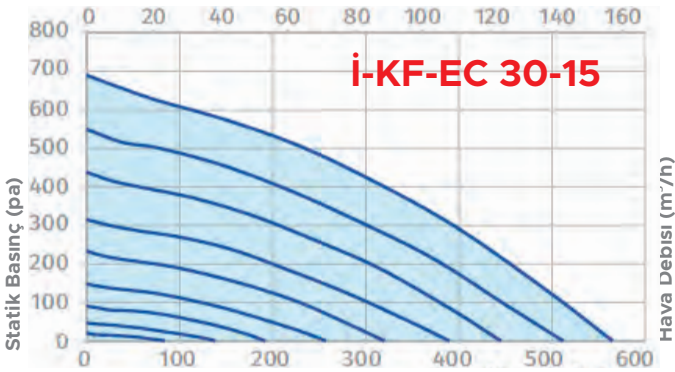
İ-G2



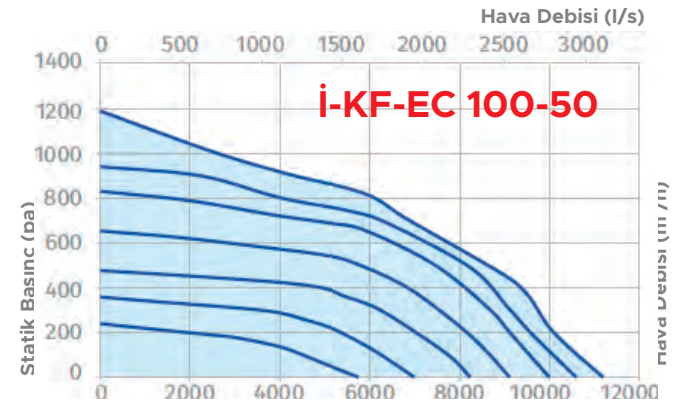
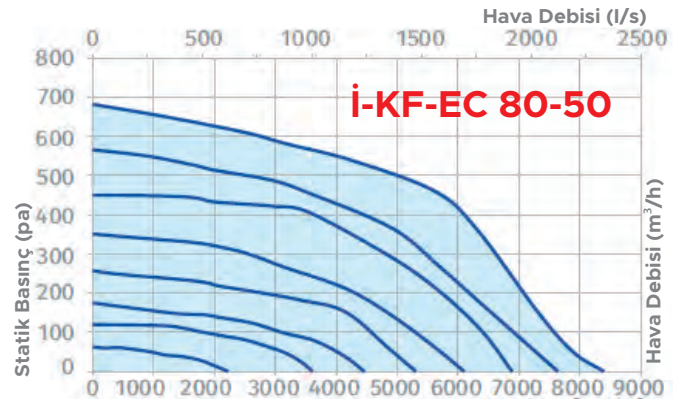
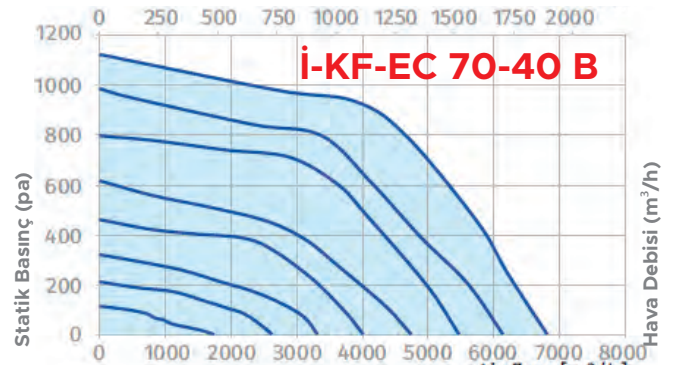
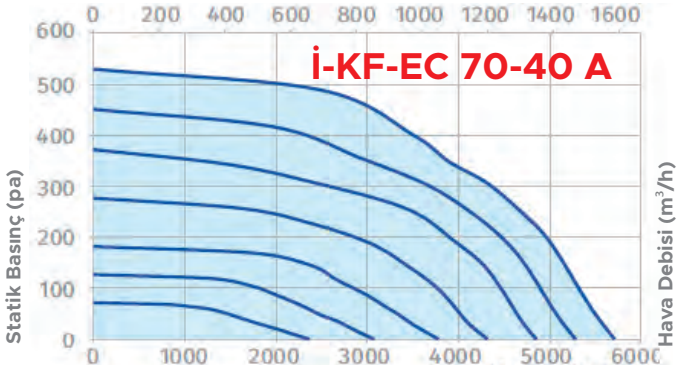
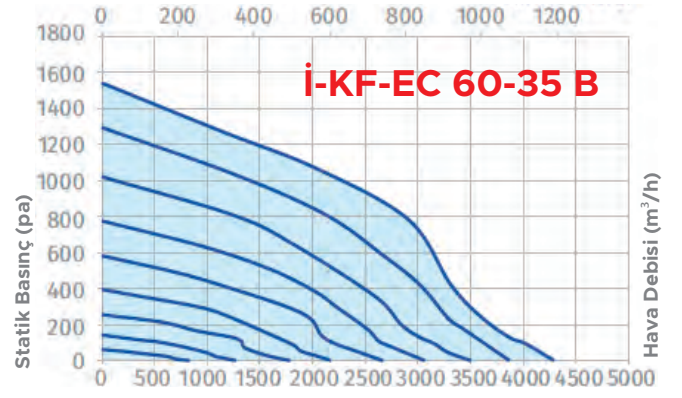
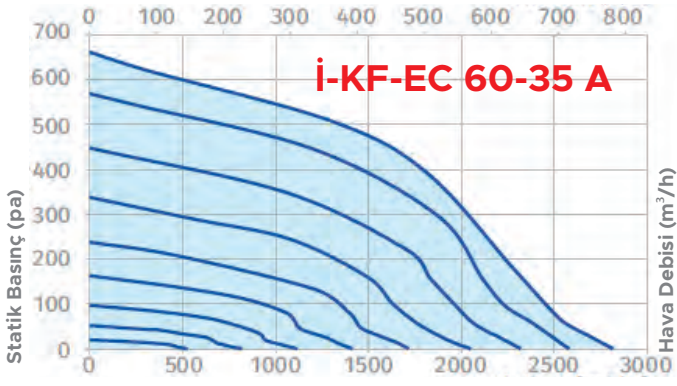
İ-G4

- * İ-DPS.02 : BASINÇ SENSÖRÜ * İ-EI : ELEKTRİKLİ ISITICI * İ-CDT E0-10 : HIZ ANAHTARI EC 0-10V * İ-DKTS : DIKDÖRTGEN KANAL TİPİ SUSTURUCU
 * İ-VD : BY PASS HAVA DAMPERİ * İ-ZS : ZAMAN SAATİ * İ-HCP : KUMANDA PANELİ 3 KADEME * İ-EB : ESNEK BAĞLANTI
 * İ-AC : AKTİF KARBON KASET TİP FİLTRE * İ-G2 : G2 METAL FİLTRE * İ-G4 : G4 KABA FİLTRE

Performans Eğrileri



Performans Eğrileri



İnovaks


EC
Technology



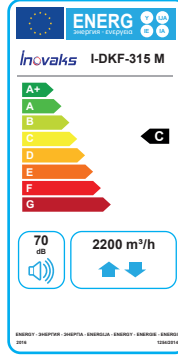
İ-DKF

Dikdörtgen Kanal
Tipi Fan (Dıştan Motorlu)

İnovaks



Genel Özellikler

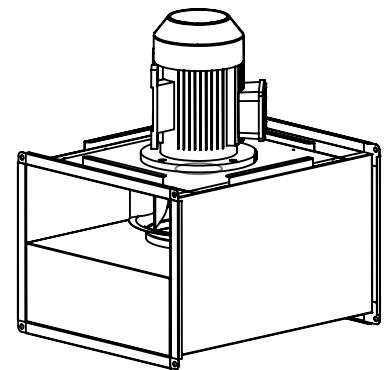
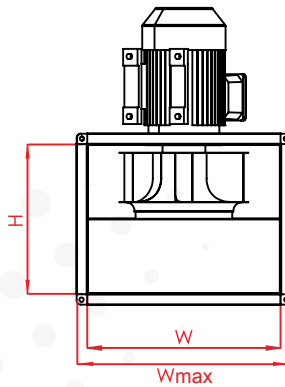
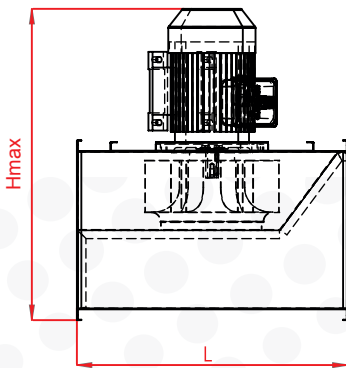


- Motor hava akımı dışında
- Hız ayarı (opsiyonel)
- Düşük ses seviyesi
- Düşük enerji tüketimi
- IP55 motor koruma sınıfı
- Min/Max Ortam sıcaklığı -35/120°C
- Kendinden flanşlı kasa
- Müdahale kapağı
- Kolay kurulum ve montaj

Teknik Özellikler

MODELLER	DEBİ (m³/h)	GÜÇ (kW)	VOLTAJ (V)	AKIM (A)	HIZ (rpm)	FREKANS (Hz)	SES (dB)	AĞIRLIK (kg)	IP SINIFI	ÇALIŞMA SICAKLIĞI (°C)	KABLO KESİTİ
İ-DKF 315 M	2200	0,25	230	2	1500	50	70	20	IP55	-35 / 120 °C	3 X 1,5
İ-DKF 355 M	3100	0,25	230	2	1500	50	75	24	IP55	-35 / 120 °C	3 X 1,5
İ-DKF 400 M	4200	0,37	230	3.20	1500	50	79	35	IP55	-35 / 120 °C	3 X 1,5
İ-DKF 450 M	5500	0,55	230	4.20	1500	50	82	41	IP55	-35 / 120 °C	3 X 1,5
İ-DKF 500 M	8100	1,1	230	7.10	1500	50	85	54	IP55	-35 / 120 °C	3 X 1,5
İ-DKF 560 M	10500	2,2	230	13.40	1500	50	90	71	IP55	-35 / 120 °C	3 X 1,5
İ-DKF 315 T	2200	0,25	380	0.80	1500	50	97	21	IP55	-35 / 120 °C	4 X 1,5
İ-DKF 355 T	3100	0,25	380	0.80	1500	50	97	26	IP55	-35 / 120 °C	4 X 1,5
İ-DKF 400 T	4200	0,37	380	1.15	1500	50	97	36	IP55	-35 / 120 °C	4 X 1,5
İ-DKF 450 T	5500	0,55	380	1.60	1500	50	97	43	IP55	-35 / 120 °C	4 X 1,5
İ-DKF 500 T	8100	1,1	380	2.60	1500	50	97	55	IP55	-35 / 120 °C	4 X 1,5
İ-DKF 560 T	10500	2,22	380	5	1500	50	97	73	IP55	-35 / 120 °C	4 X 1,5

Teknik Çizim



Ölçüler

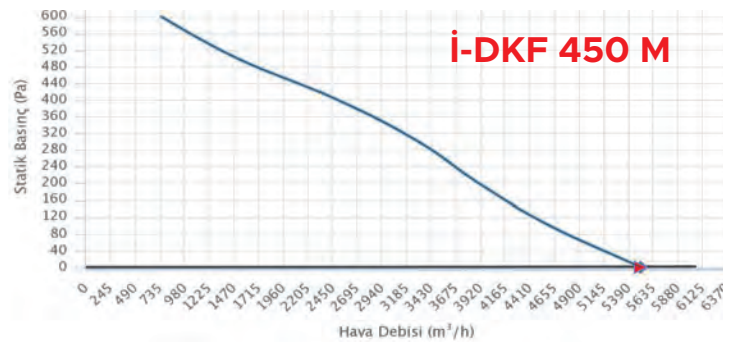
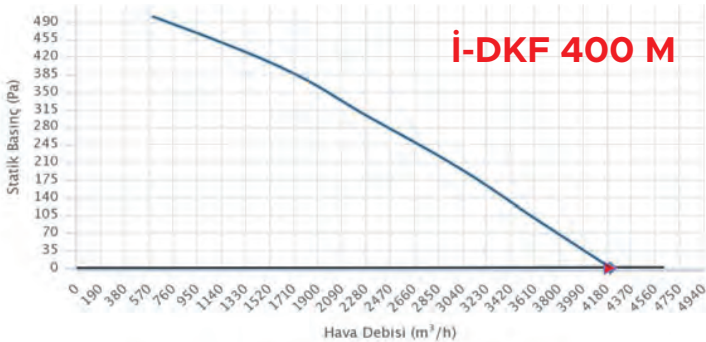
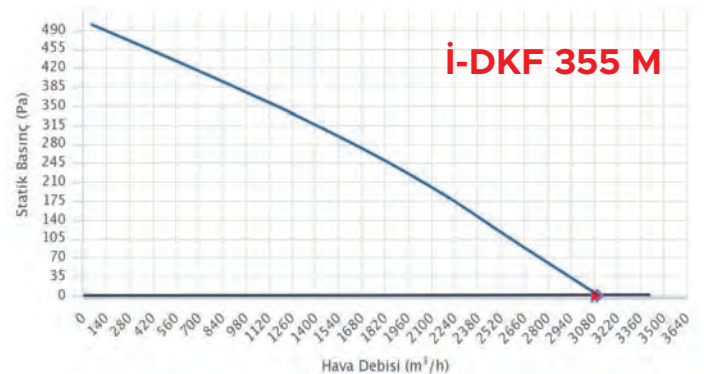
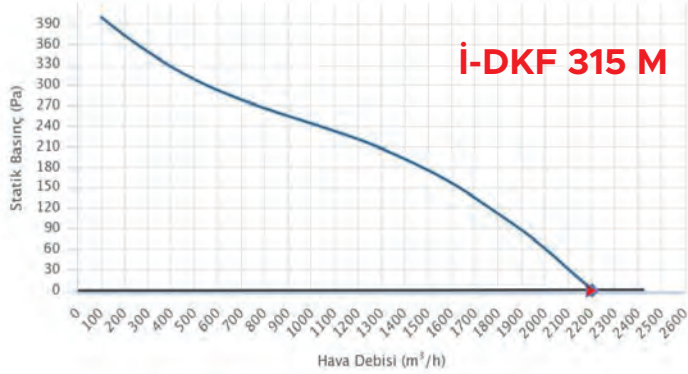
MODELLER	W (mm)	Wmax (mm)	H (mm)	Hmax (mm)	L (mm)
İ-DKF 315 M	600	655	350	655	755
İ-DKF 355 M	600	655	350	655	755
İ-DKF 400 M	700	755	400	710	805
İ-DKF 450 M	700	755	400	710	805
İ-DKF 500 M	800	855	500	855	925
İ-DKF 560 M	1000	1055	500	955	1060
İ-DKF 315 T	600	655	350	655	755
İ-DKF 355 T	600	655	350	655	755
İ-DKF 400 T	700	755	400	710	805
İ-DKF 450 T	700	755	400	710	805
İ-DKF 500 T	800	855	500	855	925
İ-DKF 560 T	1000	1055	500	955	1060

Aksesuarlar

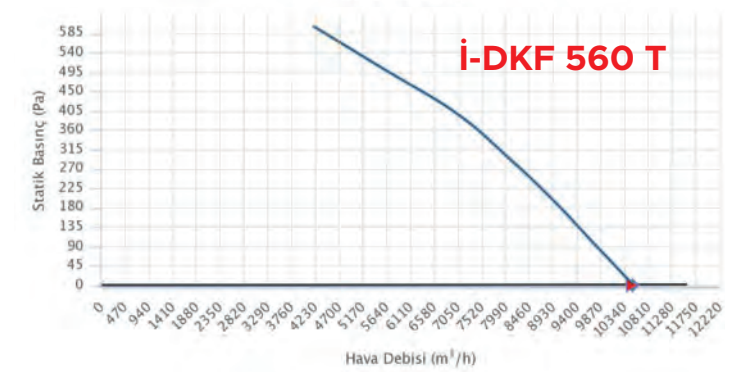
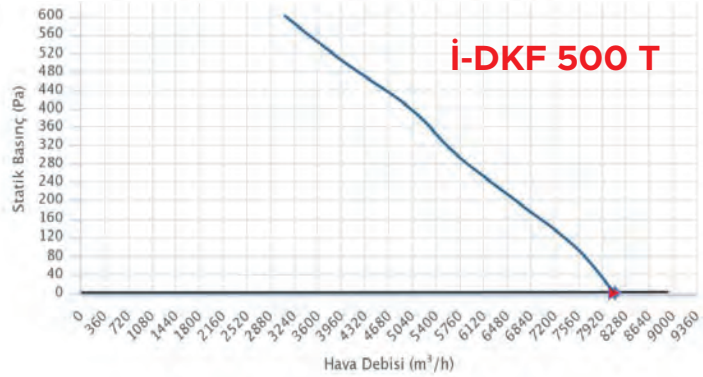
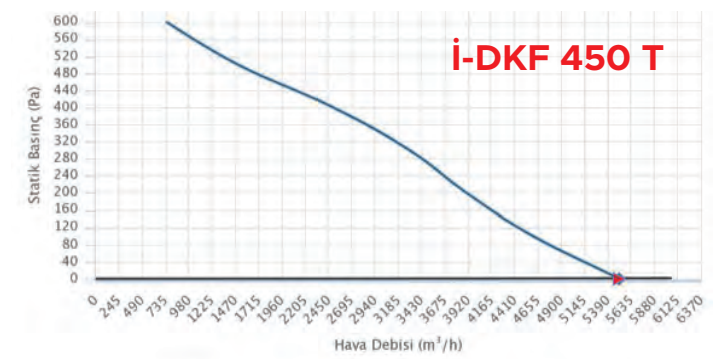
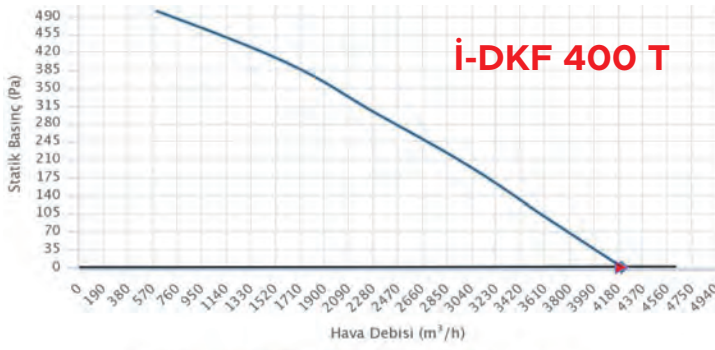
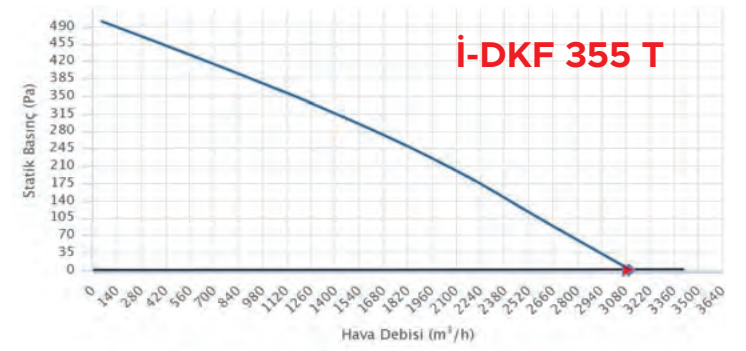
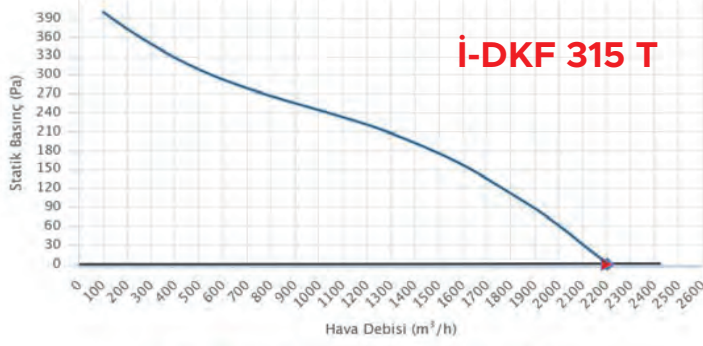
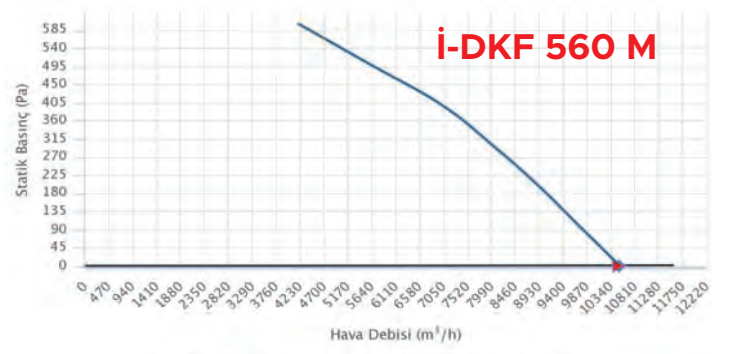
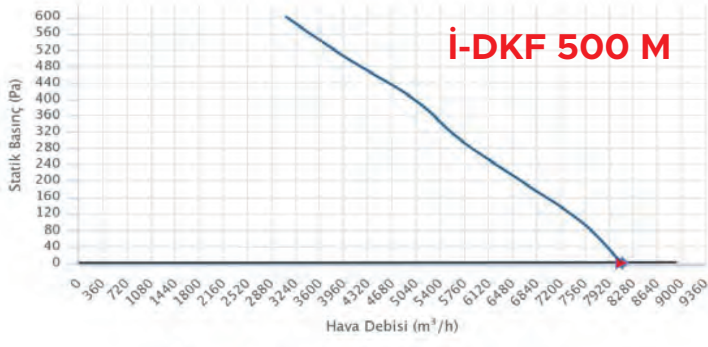


- * İ-FI-GMT : FREKANS SÜRÜCÜ GMT * İ-DKTS : DİKDÖRTGEN KANAL TİPİ SUSTURUCU * İ-EI : ELEKTRİKLİ ISITICI * İ-VD : BY PASS HAVA DAMPERİ
 * İ-ZS : ZAMAN SAATİ * İ-HCP : KUMANDA PANELİ 3 KADEME * İ-AC : AKTİF KARBON KASET TİP FİLTRE * İ-EB : ESNEK BAĞLANTI
 * İ-DPS.02 : BASINÇ SENSÖRÜ * İ-G2 : G2 METAL FİLTRE * İ-G4 : G4 KABA FİLTRE

Performans Eğrileri



Performans Eğrileri



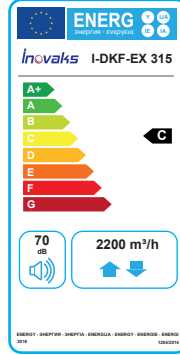
İ-DKF-EX

Dikdörtgen Kanal
Tipi Fan (Ex-Proof Dıştan Motorlu)

İnovaks



Genel Özellikler

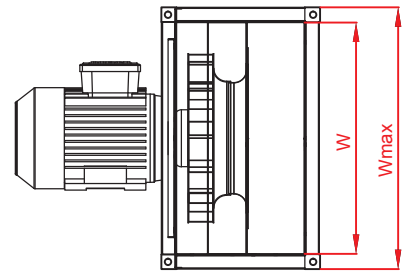
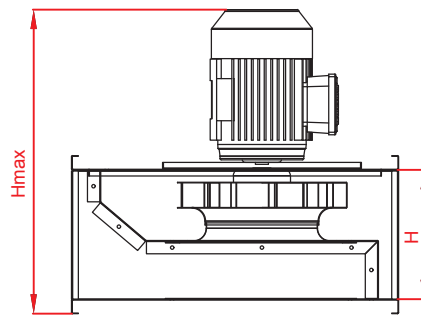
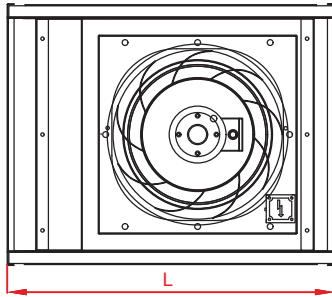


- Exproof motoru ATEX sertifikalıdır
- Motor hava akımı dışında
- Kolay kurulum ve montaj
- Hız ayarı (opsiyonel)
- Düşük ses seviyesi
- Düşük enerji tüketimi
- IP55 motor koruma sınıfı
- Min/Max Ortam sıcaklığı -35/120°C
- Kendinden flanşlı kasa
- Müdahale kapağı
- Ex-Proof motor

Teknik Özellikler

MODELLER	DEBİ (m³/h)	GÜÇ (kW)	VOLTAJ (V)	AKIM (A)	HIZ (rpm)	FREKANS (Hz)	SES (dbA)	AĞIRLIK (kg)	IP SINIFI	ÇALIŞMA SICAKLIĞI (°C)	KABLO KESİTİ
İ-DKF EX 315	2200	0.25	380	0.8	1500	50	70	20	IP55	-35 / 120 °C	4 X 1,5
İ-DKF EX 355	3100	0.25	380	0.8	1500	50	75	24	IP55	-35 / 120 °C	4 X 1,5
İ-DKF EX 400	4200	0.37	380	1.15	1500	50	79	35	IP55	-35 / 120 °C	4 X 1,5
İ-DKF EX 450	5500	0.55	380	1.60	1500	50	82	41	IP55	-35 / 120 °C	4 X 1,5
İ-DKF EX 500	8100	1.1	380	2.70	1500	50	85	54	IP55	-35 / 120 °C	4 X 1,5
İ-DKF EX 560	10500	2.2	380	5,30	1500	50	85	71	IP55	-35 / 120 °C	4 X 1,5

Teknik Çizim



Ölçüler


MODELLER	W (mm)	Wmax (mm)	H (mm)	Hmax (mm)	L (mm)
İ-DKF EX 315	600	655	350	655	755
İ-DKF EX 355	600	655	350	655	755
İ-DKF EX 400	700	755	400	710	805
İ-DKF EX 450	700	755	400	710	805
İ-DKF EX 500	800	855	500	855	925
İ-DKF EX 560	1000	1055	500	955	1060



Aksesuarlar



İ-FI-GMT



İ-DKTS




İ-EI



İ-VD



İ-ZS



İ-HCP



İ-EB



İ-DPS.02



İ-G2



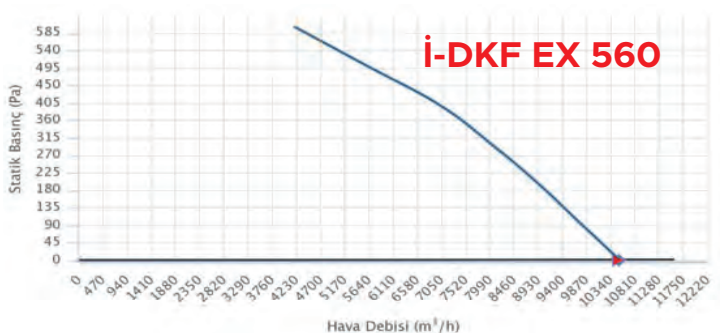
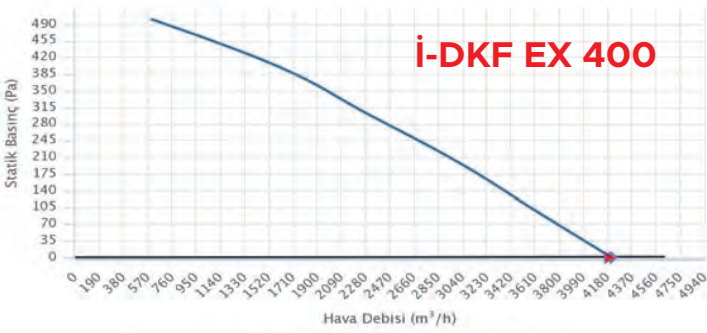
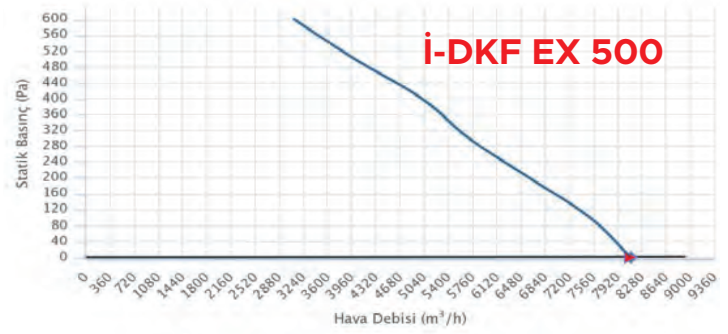
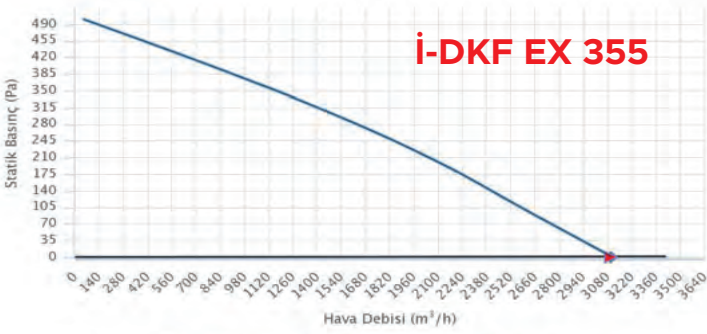
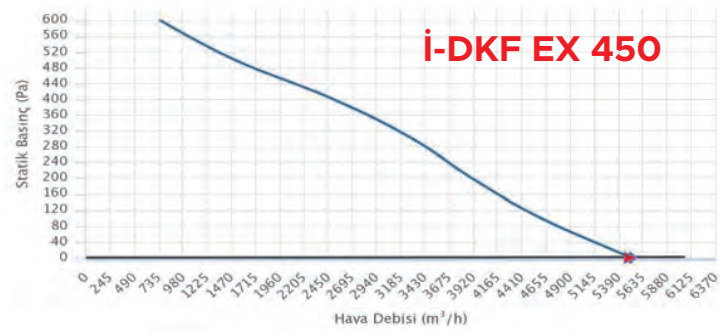
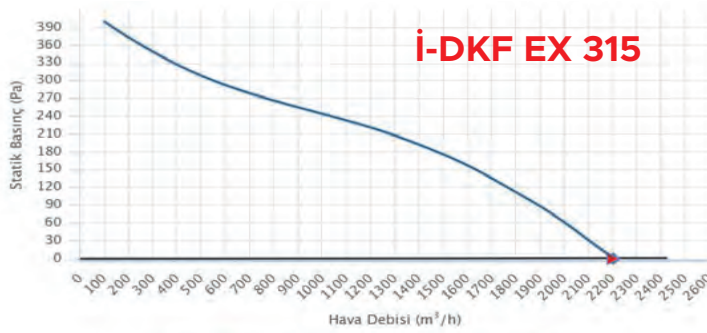
İ-G4



İ-AC

- * İ-FI-GMT : FREKANS SÜRÜCÜ GMT * İ-DKTS : DİKDÖRTGEN KANAL TİPİ SUSTURUCU * İ-EI : ELEKTRİKLİ ISITICI * İ-VD : BY PASS HAVA DAMPERİ
 * İ-ZS : ZAMAN SAATİ * İ-AC : AKTİF KARBON KASET TİP FİLTRE * İ-EB : ESNEK BAĞLANTI * İ-HCP : KUMANDA PANELİ 3 KADEME
 * İ-DPS.02 : BASINÇ SENSÖRÜ * İ-G2 : G2 METAL FİLTRE * İ-G4 : G4 KABA FİLTRE

Performans Eğrileri



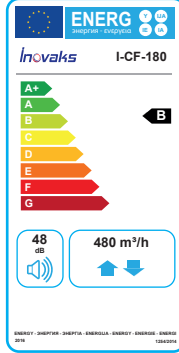
i-CF

Radyal Çatı Tipi Fan
Yatay Atışlı (Kendinden Motorlu)

Inovaks



Genel Özellikler

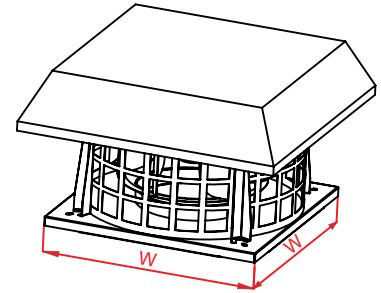
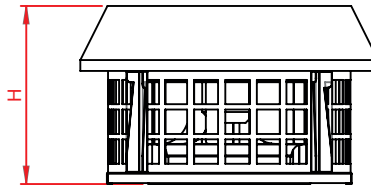
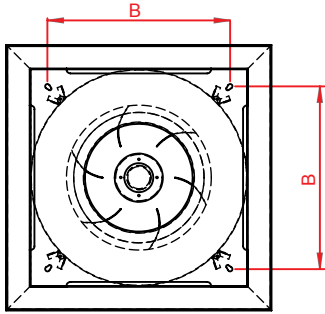


- Kendinden motorlu tüm cihazlar için termik koruma
- Hız ayarı (opsiyonel)
- Düşük ses seviyesi
- Düşük enerji tüketimi
- IP44 motor koruma sınıfı
- Min/Max Ortam sıcaklığı, -25/70°C
- Geriğe eğik radyal kanatlar
- Galvaniz sac
- Kolay kurulum ve montaj

Teknik Özellikler

MODELLER	DEBİ (m³/h)	GÜÇ (W)	VOLTAJ (V)	AKIM (A)	HIZ (rpm)	FREKANS (Hz)	SES (dbA)	AĞIRLIK (kg)	IP SINIFI	ÇALIŞMA SICAKLIĞI (°C)	KABLO KESİTİ
i-CF 180	480	76	230	0.29	2600	50	48	4	IP44	-25 / 70 °C	3 X 1,5
i-CF 225	910	110	230	0.47	2600	50	49	6	IP44	-25 / 70 °C	3 X 1,5
i-CF 250	1250	155	230	0.70	2700	50	51	9	IP44	-25 / 70 °C	3 X 1,5
i-CF 280	2000	187	230	0,83	2500	50	46	12	IP44	-25 / 70 °C	3 X 1,5
i-CF 355	2930	216	230	0,90	1400	50	45	16	IP44	-25 / 70 °C	3 X 1,5
i-CF 400	4120	270	230	1.25	1350	50	50	22	IP44	-25 / 70 °C	3 X 1,5
i-CF 450	5350	425	230	1,90	1350	50	51	34	IP44	-25 / 70 °C	3 X 1,5
i-CF 500	7650	425	230	1,90	1400	50	55	41	IP44	-25 / 70 °C	3 X 1,5
i-CF 560	9890	425	230	1,90	1340	50	65	54	IP44	-25 / 70 °C	3 X 1,5

Teknik Çizim



Ölçüler

MODELLER	B (mm)	W (mm)	H (mm)
i-CF 180	210	250	165
i-CF 225	276	340	211
i-CF 250	310	370	215
i-CF 280	390	452	235
i-CF 355	375	445	347
i-CF 400	425	490	374
i-CF 450	465	540	423
i-CF 500	515	590	480
i-CF 560	565	640	480



Aksesuarlar




i-HKC



i-I.01



i-ZS



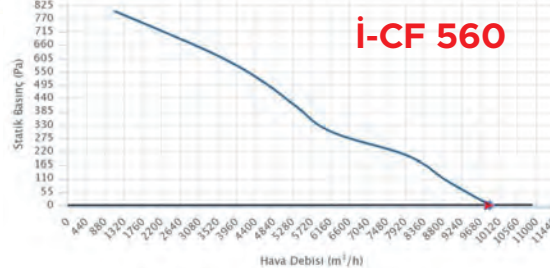
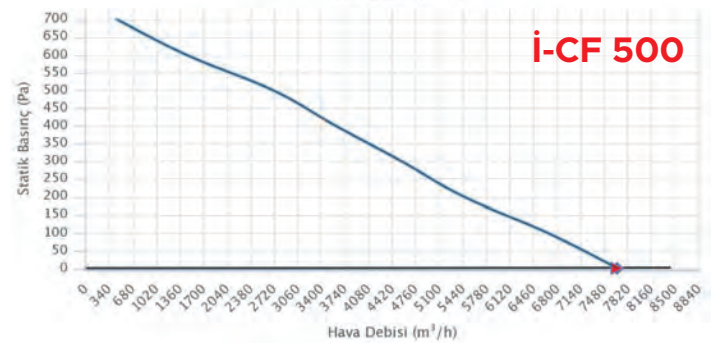
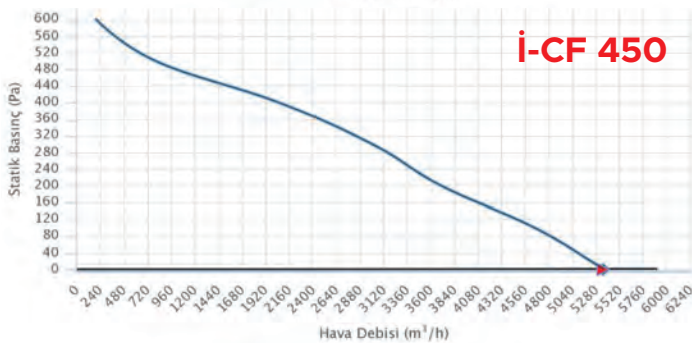
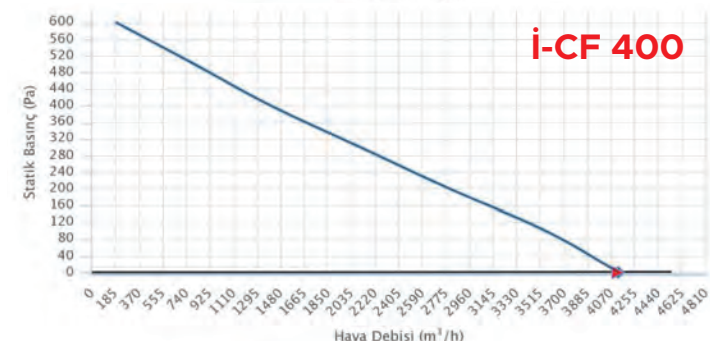
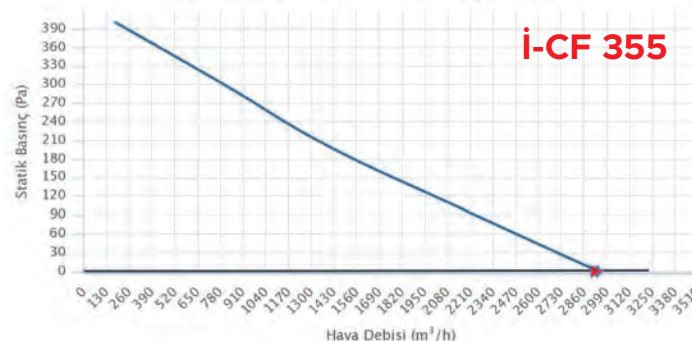
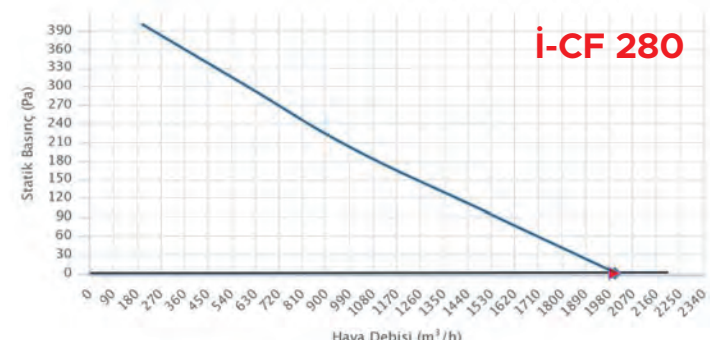
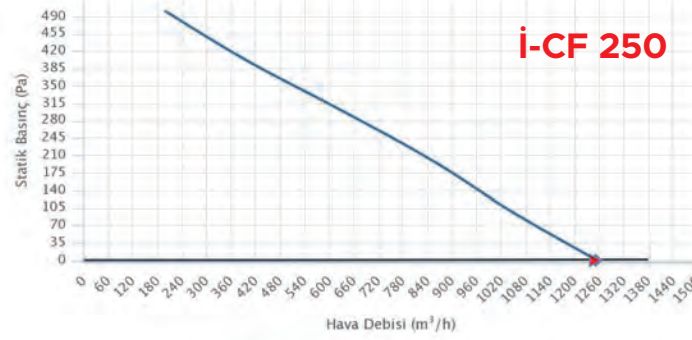
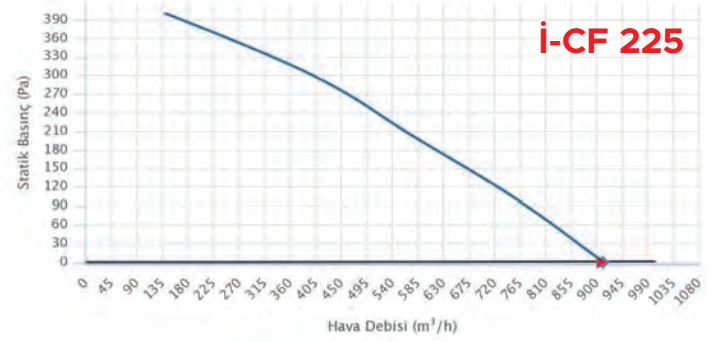
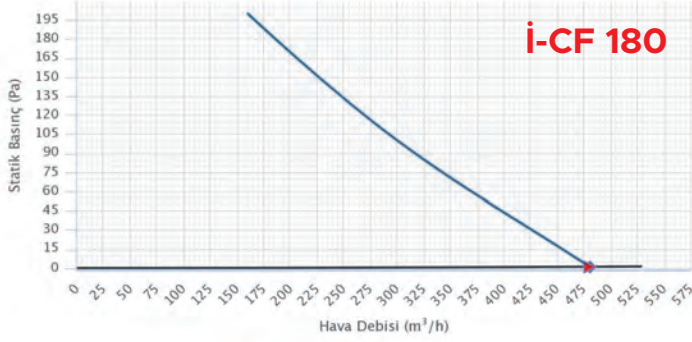
i-HCP



i-DPS.02

* **i-HKC** : HIZ KONTROL CİHAZI * **i-I.01** : TİTREŞİM TAKOZU * **i-ZS** : ZAMAN SAATİ * **i-HCP** : KUMANDA PANELİ 3 KADEME * **i-DPS.02** : BASINÇ SENSÖRÜ

Performans Eğrileri



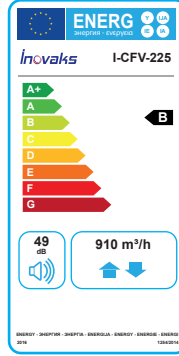
İ-CF-V

Radyal Çatı Tipi Fan
Dikey Atışlı (Kendinden Motorlu)

İnovaks



Genel Özellikler

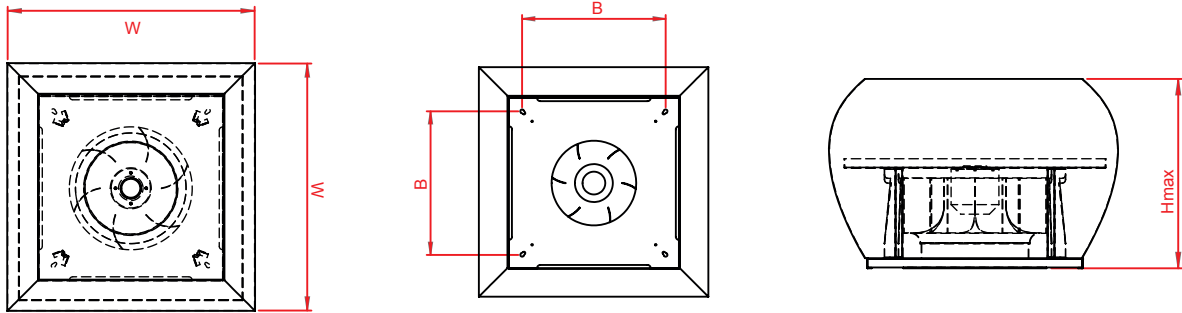


- Kendinden motorlu tüm cihazlar için termik koruma
- Hız ayarı (opsiyonel)
- Düşük ses seviyesi
- Düşük enerji tüketimi
- IP44 motor koruma sınıfı
- Min/Max Ortam sıcaklığı -25/70°C
- Geriye eğik radyal kanatlar
- Galvaniz sac
- Kolay kurulum ve montaj

Teknik Özellikler

MODELLER	DEBİ (m³/h)	GÜÇ (kW)	VOLTAJ (V)	AKIM (A)	HIZ (rpm)	FREKANS (Hz)	SES (dbA)	AĞIRLIK (kg)	IP SINIFI	ÇALIŞMA SICAKLIĞI (°C)	KABLO KESİTİ
İ-CF V 225	910	0,11	230	0,47	2750	50	49	6	IP44	-25 / 70 °C	3 X 1,5
İ-CF V 280	2000	0,18	230	0,83	1400	50	46	12	IP44	-25 / 70 °C	3 X 1,5
İ-CF V 355	2930	0,21	230	0,90	1400	50	45	16	IP44	-25 / 70 °C	3 X 1,5
İ-CF V 400	4120	0,27	230	1,25	1400	50	50	22	IP44	-25 / 70 °C	3 X 1,5
İ-CF V 450	5350	0,42	230	1,90	1400	50	51	34	IP44	-25 / 70 °C	3 X 1,5
İ-CF V 500	7650	0,42	230	1,90	1400	50	55	41	IP44	-25 / 70 °C	3 X 1,5
İ-CF V 560	9890	0,42	230	1,90	1400	50	65	54	IP44	-25 / 70 °C	3 X 1,5

Teknik Çizim



Ölçüler

MODELLER	B (mm)	W (mm)	Hmax (mm)
İ-CF V 225	400	450	280
İ-CF V 280	500	550	280
İ-CF V 355	530	590	280
İ-CF V 400	580	640	280
İ-CF V 450	630	690	340
İ-CF V 500	680	740	340
İ-CF V 560	730	790	340



Aksesuarlar




i-HKC



i-I.01



i-ZS



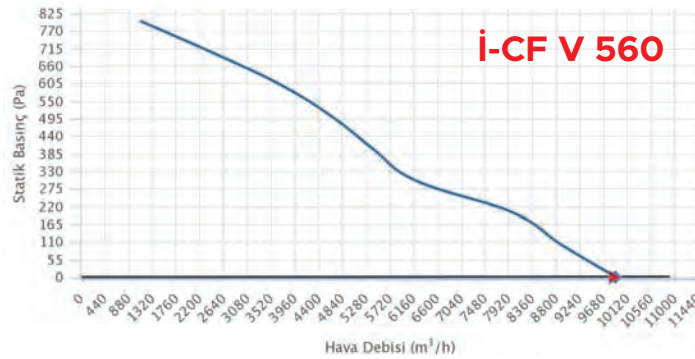
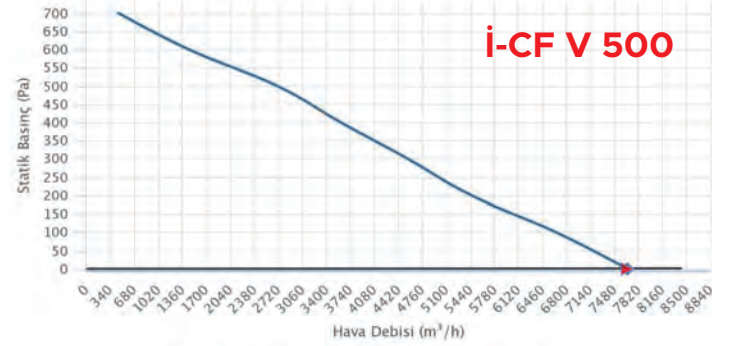
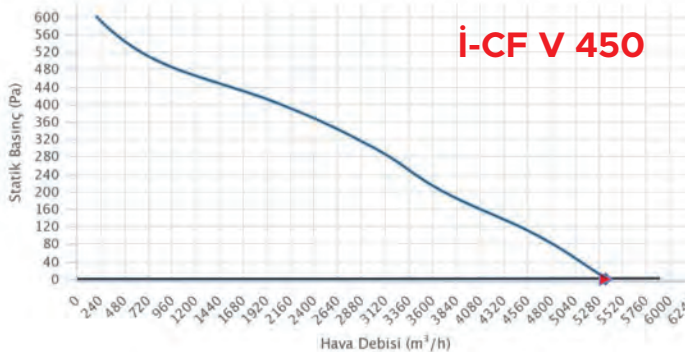
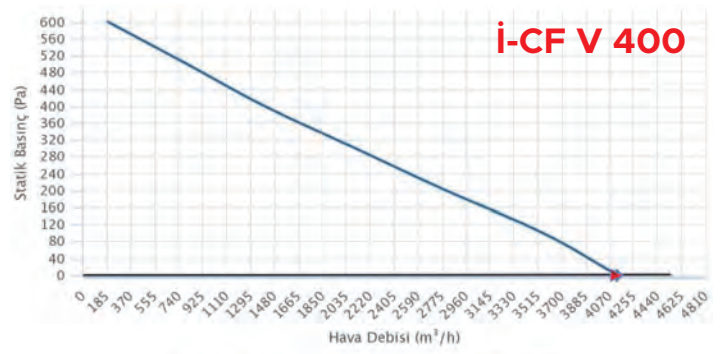
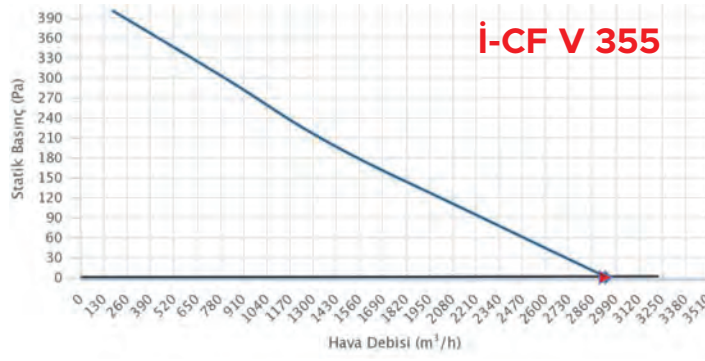
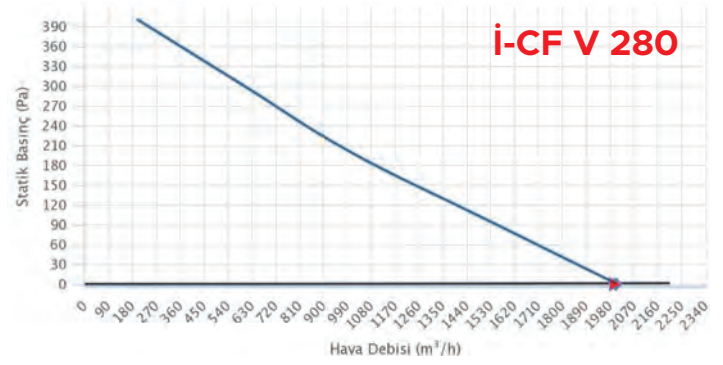
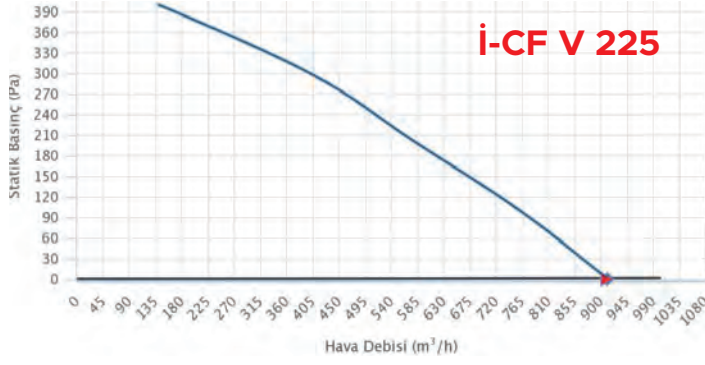
i-HCP



i-DPS.02

* **i-HKC** : HIZ KONTROL CİHAZI * **i-I.01** : TITREŞİM TAKOZU * **i-ZS** : ZAMAN SAATİ * **i-HCP** : KUMANDA PANELİ 3 KADEME * **i-DPS.02** : BASINÇ SENSÖRÜ

Performans Eğrileri



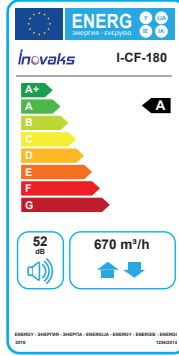
İ-CF-EC

Radyal Çatı Tipi Fan
Yatay Atışlı (Kendinden EC Motorlu)

Inovaks



Genel Özellikler

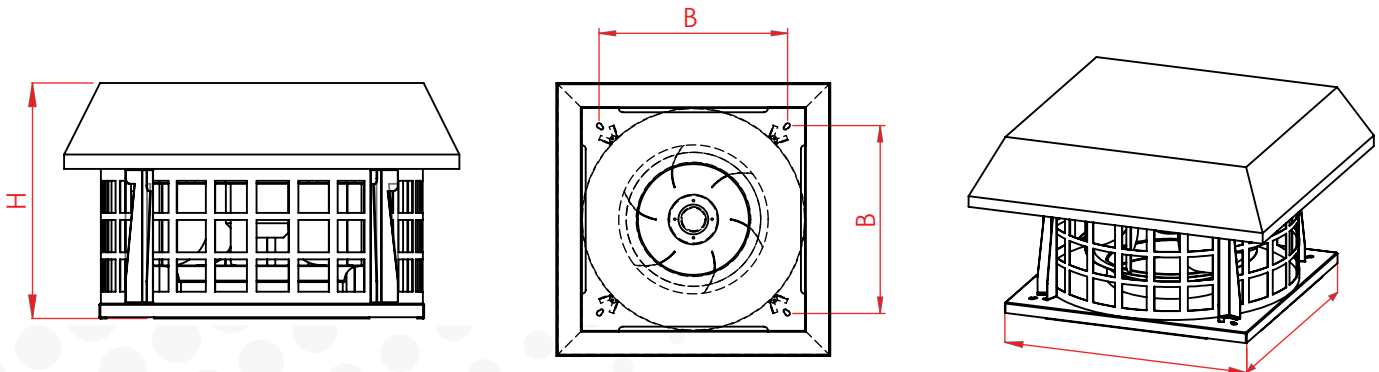


- Kendinden motorlu tüm cihazlar için termik koruma
- Yüksek verim
- Düşük ses seviyesi
- Düşük enerji tüketimi
- *IP44 motor koruma sınıfı
- Min/Max Ortam sıcaklığı -25/60°C
- Geriye eğik radyal kanatlar
- Azaltılmış türbülans
- Yüksek Basınç
- Kolay kurulum ve montaj

Teknik Özellikler

MODELLER	DEBİ (m³/h)	GÜÇ (W)	VOLTAJ (V)	AKIM (A)	HIZ (rpm)	FREKANS (Hz)	SES (dbA)	AĞIRLIK (kg)	IP SINIFI	ÇALIŞMA SICAKLIĞI (°C)	KABLO KESİTİ
İ-CF 180-EC	670	102	230	0.77	3520	50	52	5	IP44	-25 / 60 °C	3 X 1,5
İ-CF 225-EC	1290	101	230	0.80	2400	50	47	7	IP44	-25 / 60 °C	3 X 1,5
İ-CF 250-EC	1470	161	230	1.29	3300	50	54	10	IP44	-25 / 60 °C	3 X 1,5
İ-CF 280-EC	2330	182	230	1.34	2610	50	48	13	IP44	-25 / 60 °C	3 X 1,5
İ-CF 355-EC	3830	669	230	3.36	1550	50	51	17	IP44	-25 / 60 °C	3 X 1,5
İ-CF 400-EC	5380	526	230	3.90	1450	50	58	23	IP44	-25 / 60 °C	3 X 1,5
İ-CF 450-EC	8110	1323	230	3.27	1560	50	63	35	IP44	-25 / 60 °C	3 X 1,5
İ-CF 500-EC	10900	1350	380	2.08	1480	50	67	42	IP44	-25 / 60 °C	4 X 1,5
İ-CF 560-EC	13640	2142	380	3.83	1540	50	69	55	IP44	-25 / 60 °C	4 X 1,5

Teknik Çizim




Ölçüler

MODELLER	B (mm)	W (mm)	H (mm)
İ-CF 180-EC	210	250	165
İ-CF 225-EC	276	340	211
İ-CF 250-EC	310	370	215
İ-CF 280-EC	390	452	235
İ-CF 355-EC	375	445	347
İ-CF 400-EC	425	490	374
İ-CF 450-EC	465	540	423
İ-CF 500-EC	515	590	480
İ-CF 560-EC	565	640	480

Aksesuarlar




İ-CDT E0-10



İ-I.01



İ-ZS



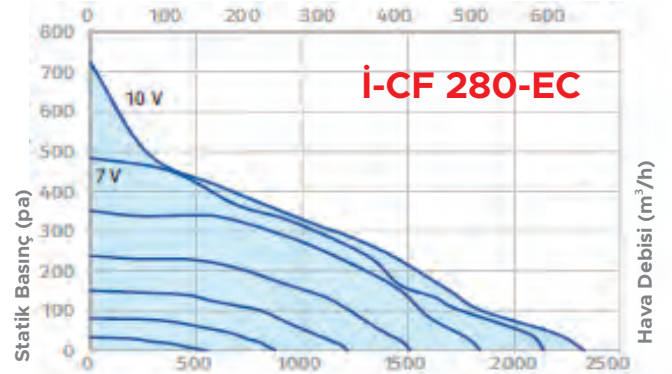
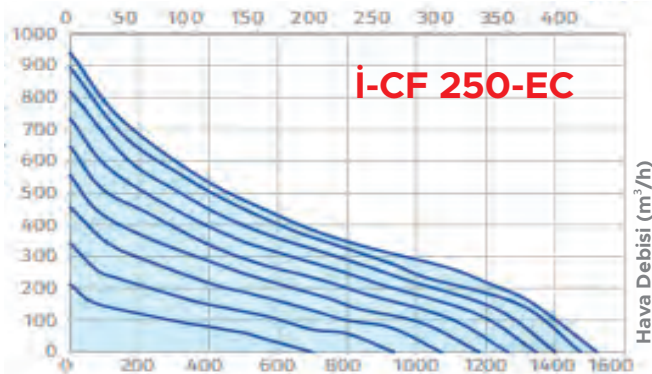
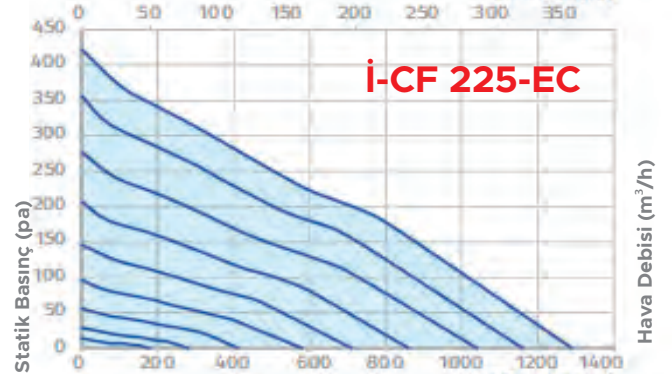
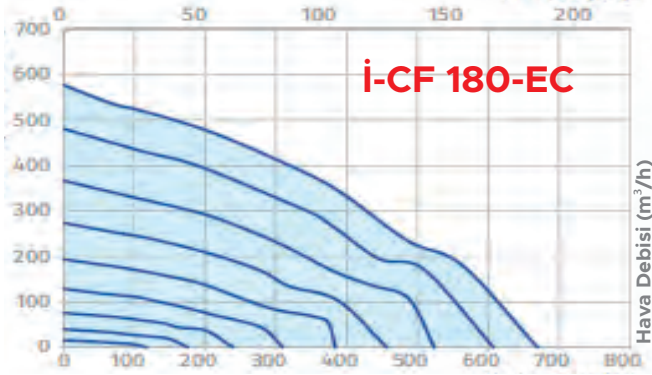
İ-HCP




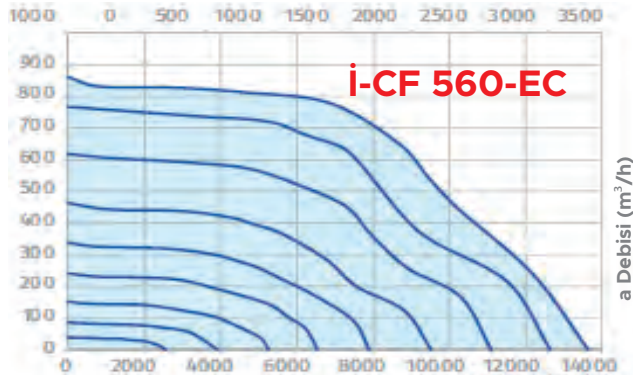
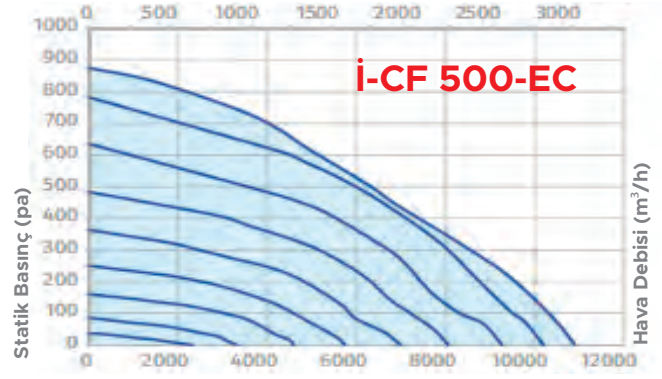
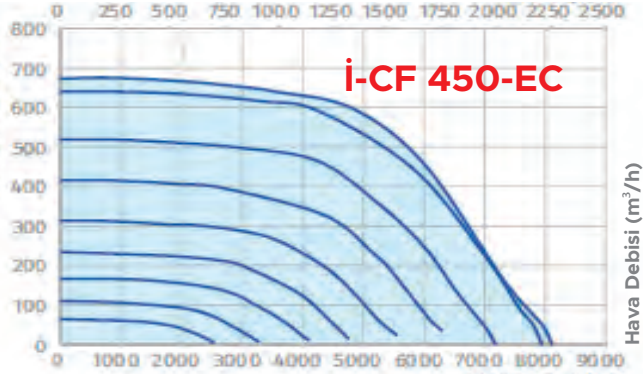
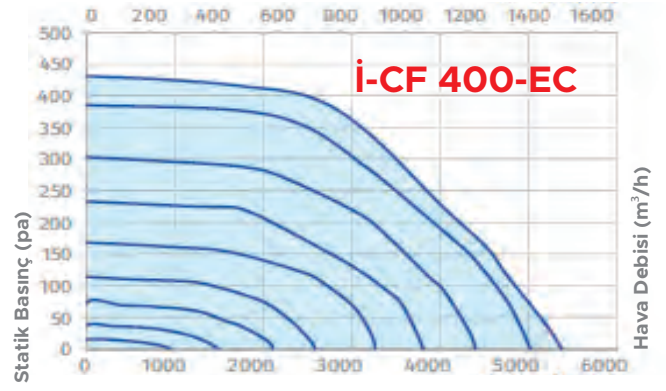
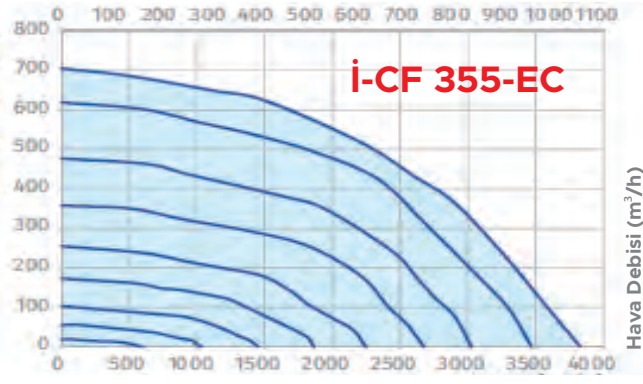
İ-DPS.02

- * İ-CDT E0-10 : HIZ ANAHTARI EC 0-10V * İ-I.01 : TITREŞİM TAKOZU * İ-HCP : KUMANDA PANELİ 3 KADEME * İ-DPS.02 : BASINÇ SENSÖRÜ
* İ-ZS : ZAMAN SAATI

Performans Eğrileri



Performans Eğrileri



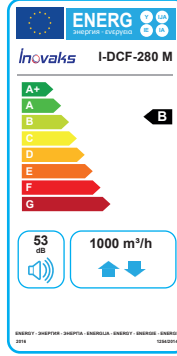
İ-DCF

Radyal Çatı Tipi Fan
Yatay Atışlı (Dıştan Motorlu)



İnovaks

Genel Özellikler

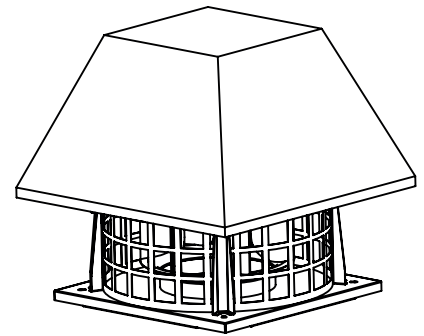
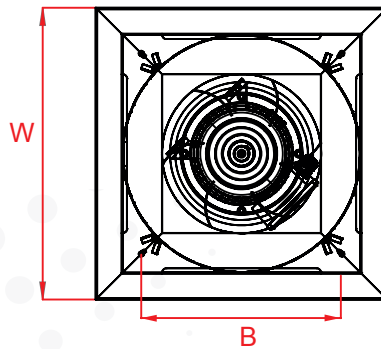
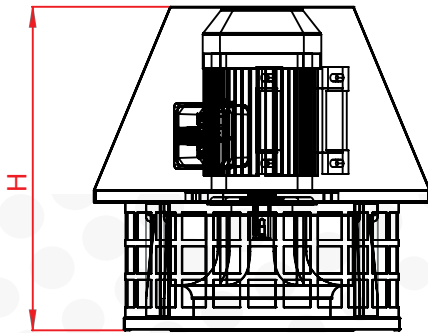


- Motor hava akımı dışında
- Hız ayarı (opsiyonel)
- Water proof özelliği
- Düşük ses seviyesi
- Düşük enerji tüketimi
- IP55 motor koruma sınıfı
- Min/Max Ortam sıcaklığı -35/120°C
- Geriye eğik radyal kanatlar
- Galvaniz sac kasa
- Kolay kurulum ve montaj

Teknik Özellikler

MODELLER	DEBİ (m³/h)	GÜÇ (Kw)	VOLTAJ (V)	AKIM (A)	HIZ (rpm)	FREKANS (Hz)	SES (dbA)	AĞIRLIK (kg)	IP SINIFI	ÇALIŞMA SICAKLIĞI (°C)	KABLO KESİTİ
İ-DCF 280 M	1000	0.25	230	2	1500	50	53	11	IP55	-35/120°C	3 X 1,5
İ-DCF 315 M	1950	0.25	230	2	1500	50	53	14	IP55	-35/120°C	3 X 1,5
İ-DCF 355 M	2900	0.25	230	2.00	1500	50	55	19	IP55	-35/120°C	3 X 1,5
İ-DCF 400 M	4000	0.37	230	3.20	1500	50	60	28	IP55	-35/120°C	3 X 1,5
İ-DCF 450 M	5550	0.55	230	4.20	1500	50	62	34	IP55	-35/120°C	3 X 1,5
İ-DCF 500 M	8400	1.1	230	7.10	1500	50	64	49	IP55	-35/120°C	3 X 1,5
İ-DCF 560 M	10800	2.20	230	13.40	1500	50	66	61	IP55	-35/120°C	3 X 1,5
İ-DCF 280 T	1000	0.25	380	0.80	1500	50	53	12	IP55	-35/120°C	4 X 1,5
İ-DCF 315 T	1950	0.25	380	0.80	1500	50	53	15	IP55	-35/120°C	4 X 1,5
İ-DCF 355 T	2900	0.25	380	0.80	1500	50	55	21	IP55	-35/120°C	4 X 1,5
İ-DCF 400 T	4000	0.37	380	1.15	1500	50	60	29	IP55	-35/120°C	4 X 1,5
İ-DCF 450 T	5550	0.55	380	1.6	1500	50	62	35	IP55	-35/120°C	4 X 1,5
İ-DCF 500 T	8400	1.1	380	2.6	1500	50	64	50	IP55	-35/120°C	4 X 1,5
İ-DCF 560 T	10800	2.2	380	5	1500	50	66	62	IP55	-35/120°C	4 X 1,5

Teknik Çizim




Ölçüler

MODELLER	B (mm)	W (mm)	H (mm)
İ-DCF 280 M	390	450	590
İ-DCF 315 M	390	450	639
İ-DCF 355 M	375	445	659
İ-DCF 400 M	425	490	677
İ-DCF 450 M	465	540	712
İ-DCF 500 M	515	590	781
İ-DCF 560 M	565	640	840
İ-DCF 280 T	390	450	590
İ-DCF 315 T	390	450	639
İ-DCF 355 T	375	445	659
İ-DCF 400 T	425	490	677
İ-DCF 450 T	465	540	712
İ-DCF 500 T	515	590	781
İ-DCF 560 T	565	640	840

Aksesuarlar




İ-FI-GMT




İ-I.01



İ-ZS



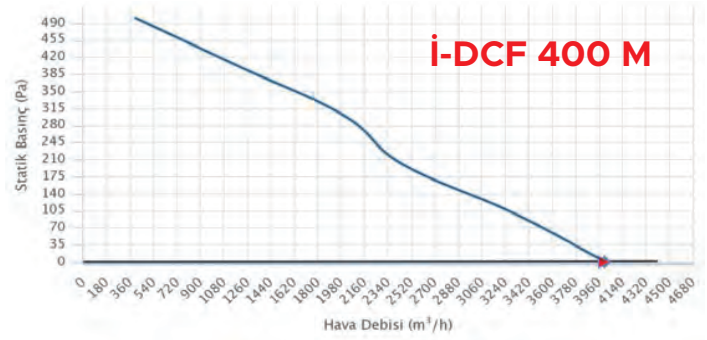
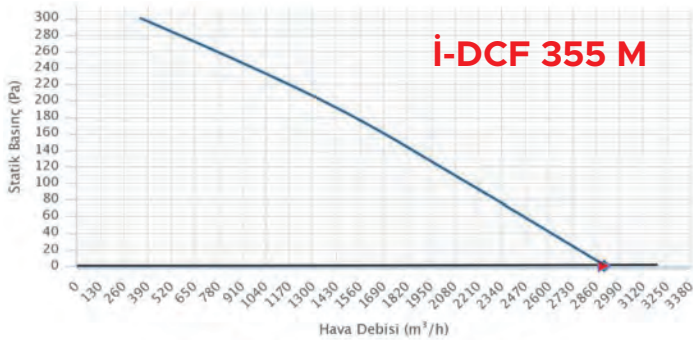
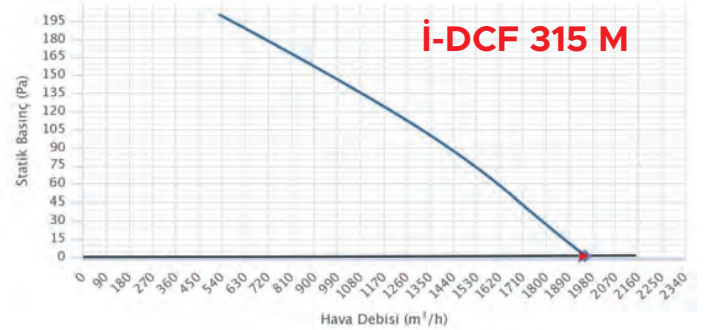
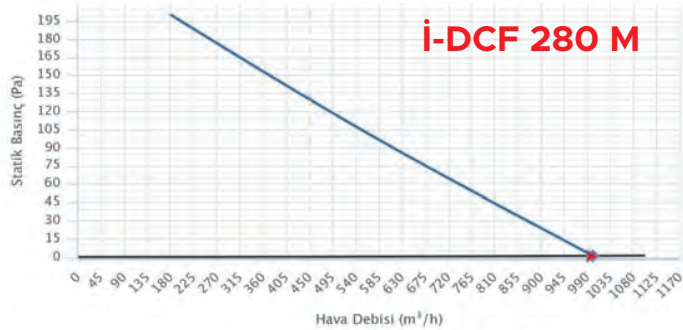
İ-HCP

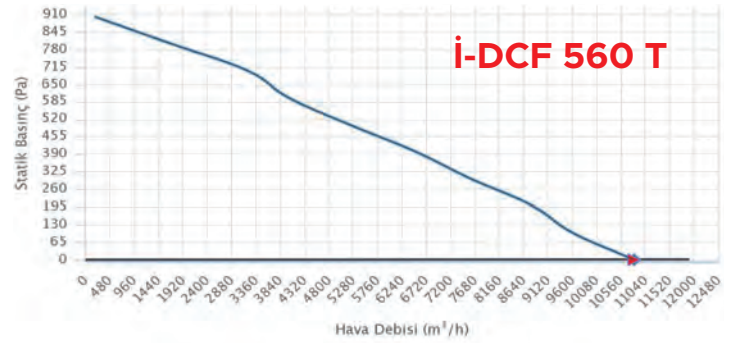
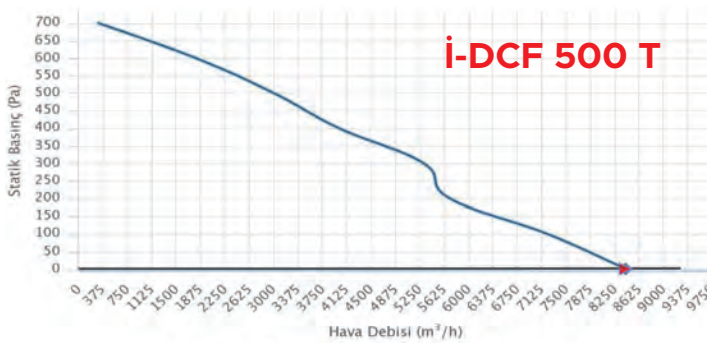
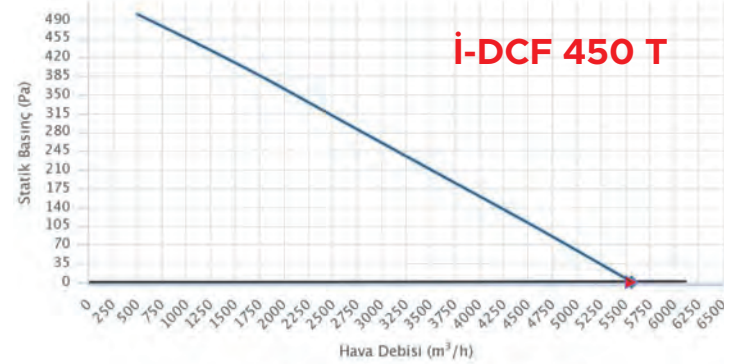
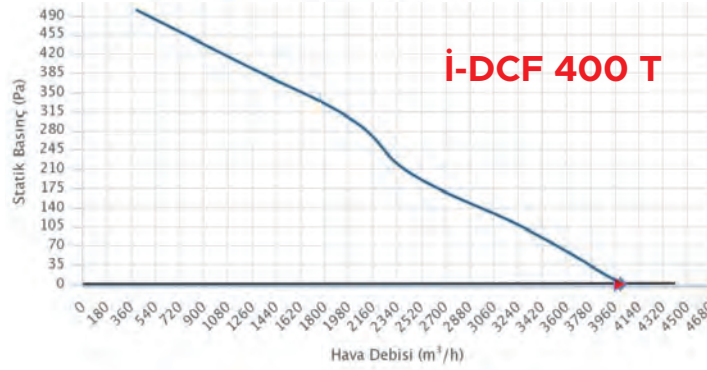
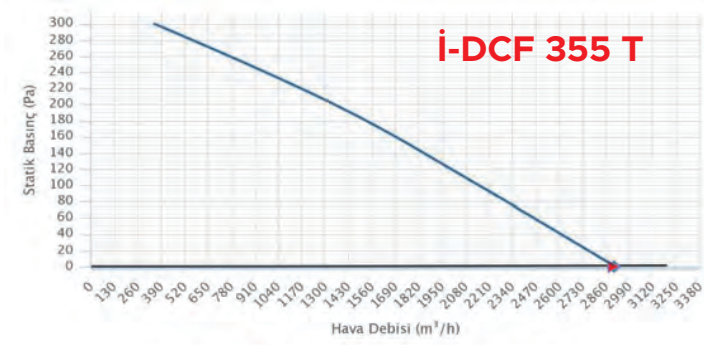
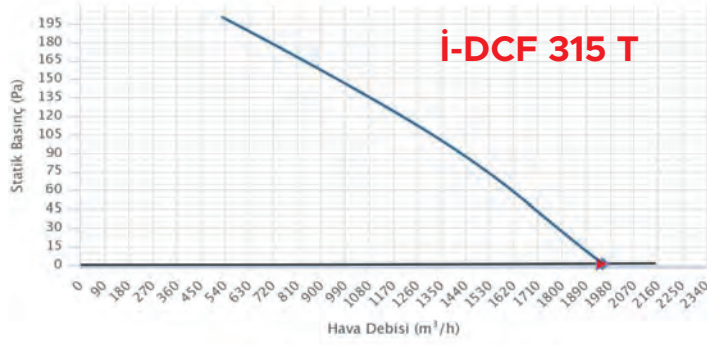
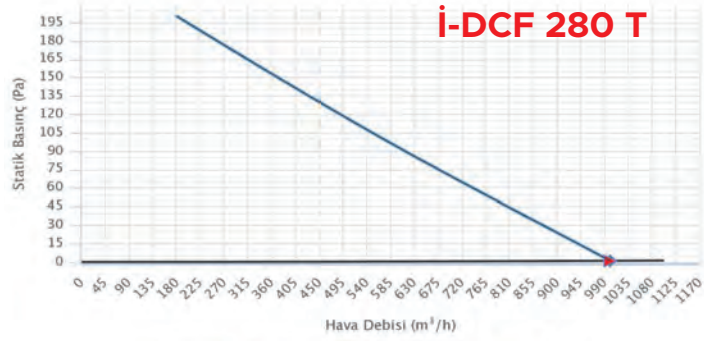
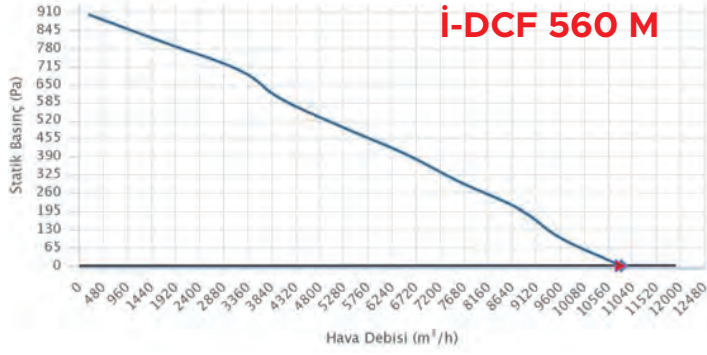
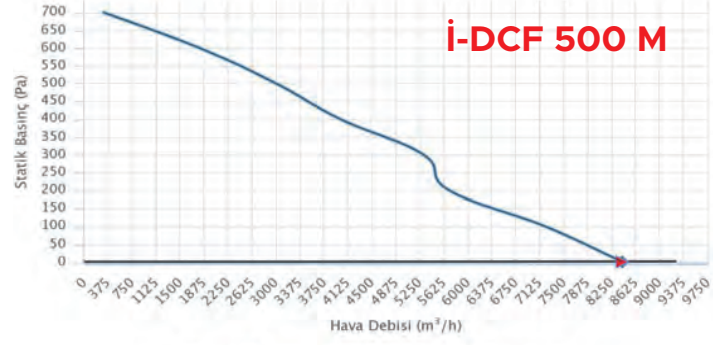
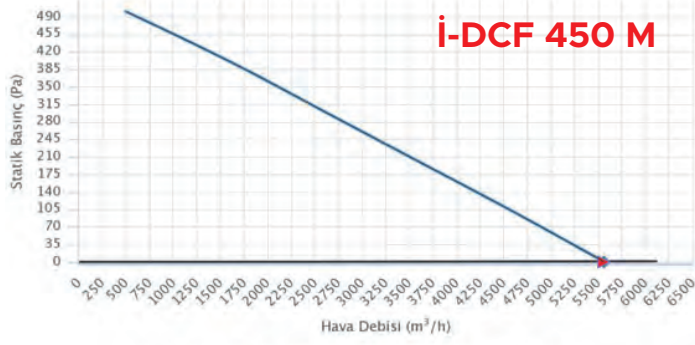


İ-DPS.05

* İ-FI-GMT : FREKANS SÜRÜCÜ GMT * İ-I.01 : TİTREŞİM TAKOZU * İ-ZS : ZAMAN SAATİ * İ-HCP : KUMANDA PANELİ 3 KADEME * İ-DPS.05 : BASINÇ SENSÖRÜ

Performans Eğrileri





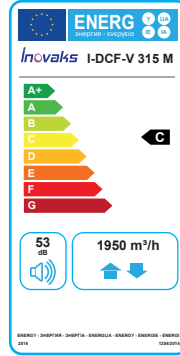
İ-DCF-V

Radyal Çatı Tipi Fan
Dikey Atışlı (Dıştan Motorlu)

Inovaks



Genel Özellikler

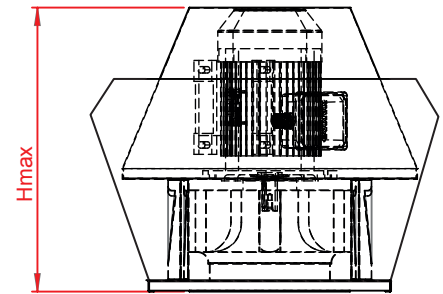
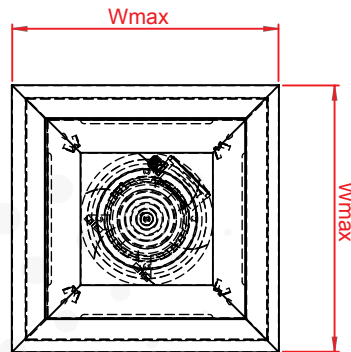
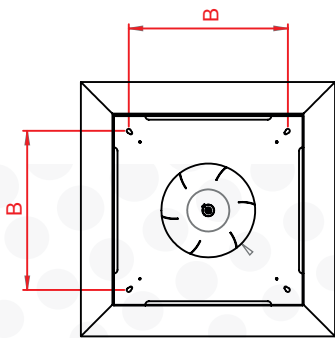


- Motor hava akımı dışında
- Hız ayarı (opsiyonel)
- Düşük ses seviyesi
- Düşük enerji tüketimi
- IP55 motor koruma sınıfı
- Min/Max Ortam sıcaklığı -35/120°C
- Geriye eğik radyal kanatlar
- Galvaniz sac kasa
- Kolay kurulum ve montaj

Teknik Özellikler

MODELLER	DEBİ (m³/h)	GÜÇ (kW)	VOLTAJ (V)	AKIM (A)	HIZ (rpm)	FREKANS (Hz)	SES (dbA)	AĞIRLIK (kg)	IP SINIFI	ÇALIŞMA SICAKLIĞI (°C)	KABLO KESİTİ
İ-DCF V 315 M	1950	0,25	230	1.80	1450	50	53	14	IP55	-35 / 120 °C	3 X 1,5
İ-DCF V 355 M	2900	0,25	230	1.80	1450	50	55	19	IP55	-35 / 120 °C	3 X 1,5
İ-DCF V 400 M	4000	0,37	230	2.60	1450	50	60	28	IP55	-35 / 120 °C	3 X 1,5
İ-DCF V 450 M	5550	0,55	230	3.80	1450	50	62	34	IP55	-35 / 120 °C	3 X 1,5
İ-DCF V 500 M	8400	1,1	230	7.10	1450	50	64	49	IP55	-35 / 120 °C	3 X 1,5
İ-DCF V 560 M	10800	2,2	230	13.40	1450	50	66	61	IP55	-35 / 120 °C	3 X 1,5
İ-DCF V 315 T	1950	0,25	380	0.81	1450	50	53	15	IP55	-35 / 120 °C	4 X 1,5
İ-DCF V 355 T	2900	0,25	380	0.81	1450	50	55	21	IP55	-35 / 120 °C	4 X 1,5
İ-DCF V 400 T	4000	0,37	380	1.15	1450	50	60	29	IP55	-35 / 120 °C	4 X 1,5
İ-DCF V 450 T	5550	0,55	380	1.60	1450	50	62	35	IP55	-35 / 120 °C	4 X 1,5
İ-DCF V 500 T	8400	1,1	380	2.60	1450	50	64	50	IP55	-35 / 120 °C	4 X 1,5
İ-DCF V 560 T	10800	2,22	380	4.90	1450	50	66	62	IP55	-35 / 120 °C	4 X 1,5

Teknik Çizim



Ölçüler

MODELLER	B (mm)	W (mm)	Hmax (mm)
İ-DCF V 315 M	530	590	659
İ-DCF V 355 M	530	590	659
İ-DCF V 400 M	580	640	677
İ-DCF V 450 M	630	690	712
İ-DCF V 500 M	680	740	781
İ-DCF V 560 M	730	790	840
İ-DCF V 315 T	530	590	659
İ-DCF V 355 T	530	590	659
İ-DCF V 400 T	580	640	677
İ-DCF V 450 T	630	690	712
İ-DCF V 500 T	680	740	781
İ-DCF V 560 T	730	790	840

Aksesuarlar




İ-FI-GMT



İ-I.01



İ-ZS



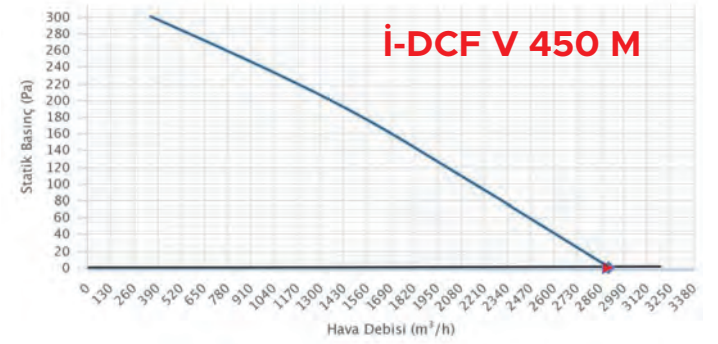
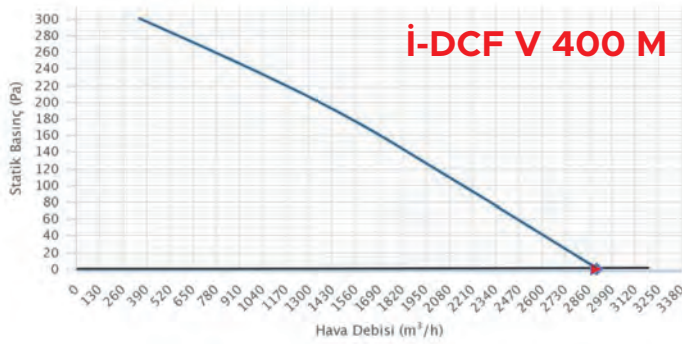
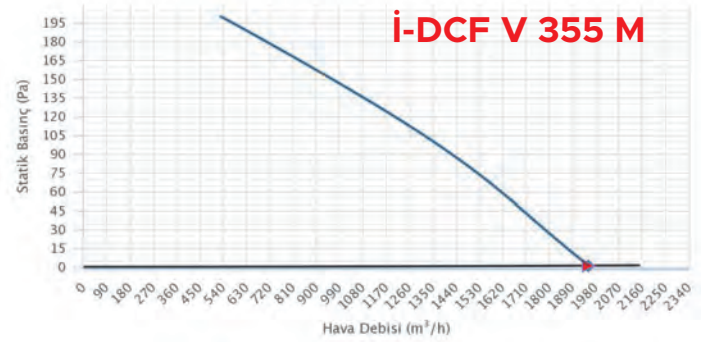
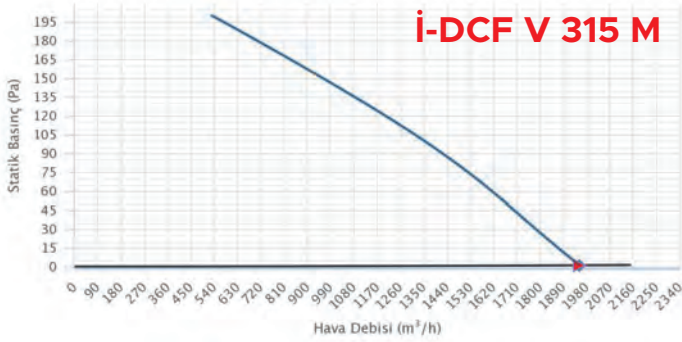
İ-HCP



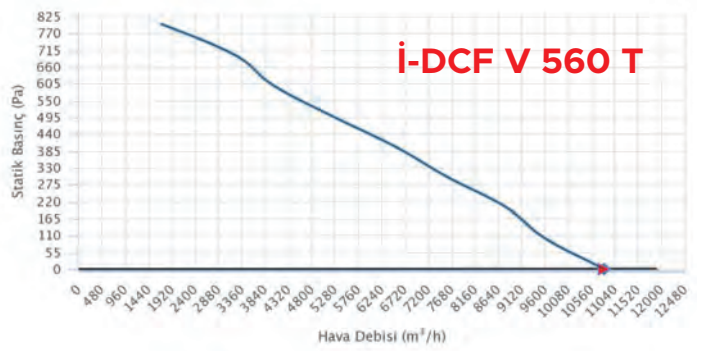
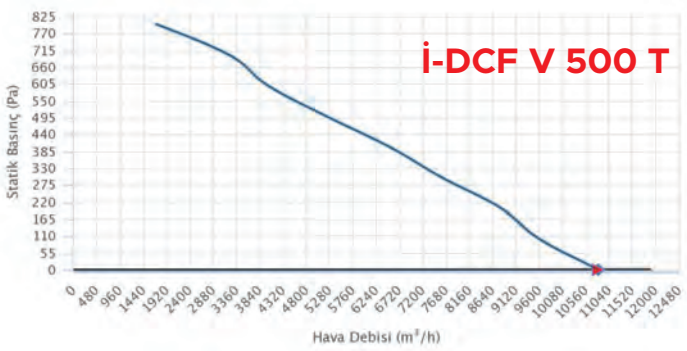
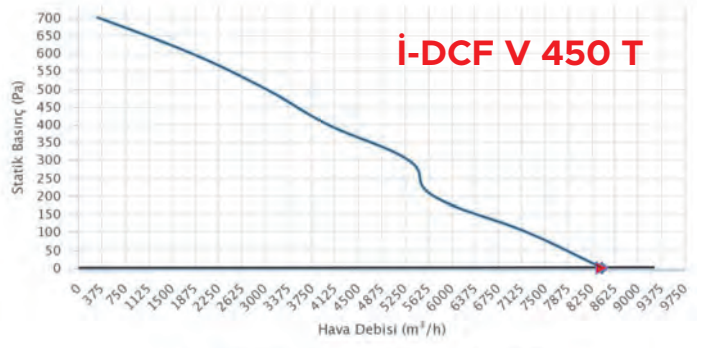
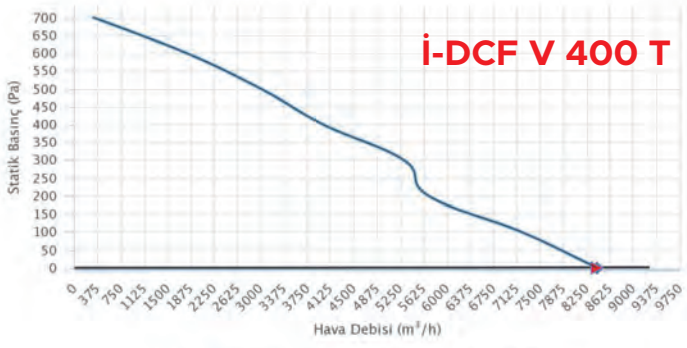
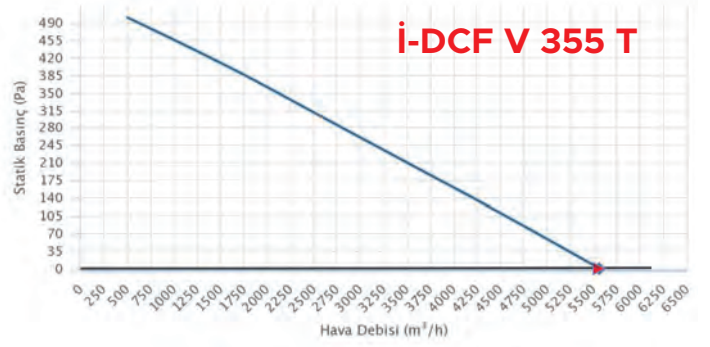
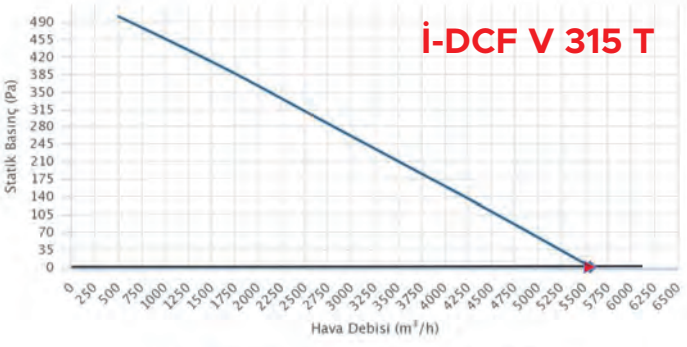
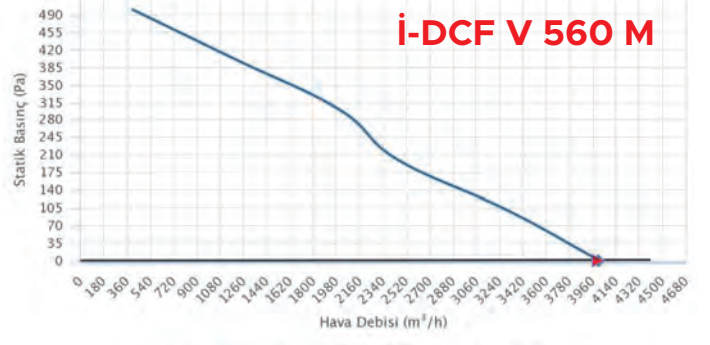
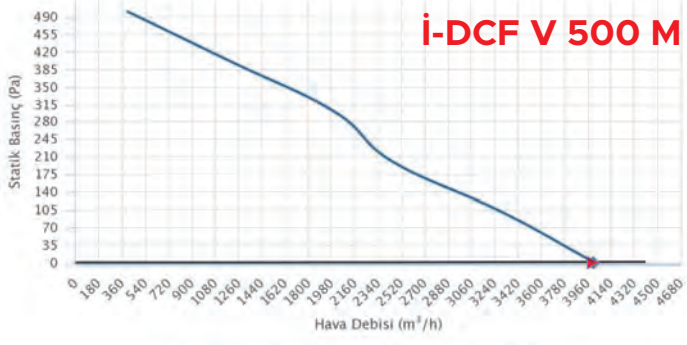
İ-DPS.05

* İ-FI-GMT : FREKANS SÜRÜCÜ GMT * İ-I.01 : TİTREŞİM TAKOZU * İ-ZS : ZAMAN SAATİ * İ-HCP: KUMANDA PANELİ 3 KADEME * İ-DPS.05 : BASINÇ SENSÖRÜ

Performans Eğrileri



Performans Eğrileri



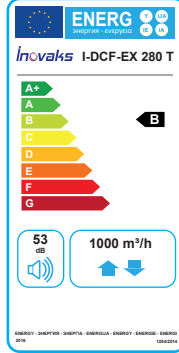
İ-DCF-EX

Radyal Çatı Tipi Fan
Yatay Atışlı (Ex-Proof Dıştan Motorlu)

inovaks



Genel Özellikler

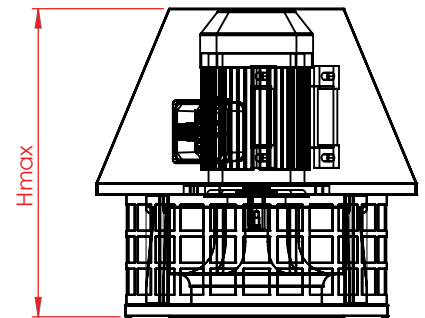
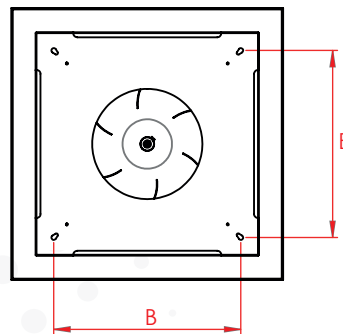
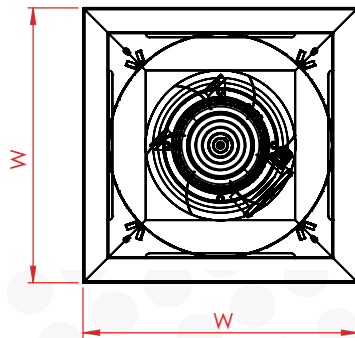


- Exproof motoru ATEX sertifikalıdır
- Motor hava akımı dışında
- Exproof motor
- Hız ayarı (opsiyonel)
- Düşük ses seviyesi
- Düşük enerji tüketimi
- IP55 motor koruma sınıfı
- Min/Max Ortam sıcaklığı -35/120°C
- Kolay kurulum ve montaj

Teknik Özellikler

MODELLER	DEBİ (m³/h)	GÜÇ (kW)	VOLTAJ (V)	AKIM (A)	HIZ (rpm)	FREKANS (Hz)	SES (dB)	AĞIRLIK (kg)	IP SINIFI	ÇALIŞMA SICAKLIĞI (°C)	KABLO KESİTLERİ
İ-DCF EX 280 T	1000	0,25	380	0,8	1500	50	53	16	IP55	-35/120°C	4 X 2,5
İ-DCF EX 315 T	1950	0,25	380	0,8	1500	50	53	17	IP55	-35/120°C	4 X 2,5
İ-DCF EX 355 T	2900	0,25	380	0,80	1500	50	55	22	IP55	-35/120°C	4 X 2,5
İ-DCF EX 400 T	4000	0,37	380	1,15	1500	50	60	30	IP55	-35/120°C	4 X 2,5
İ-DCF EX 450 T	5550	0,55	380	1,60	1500	50	62	36	IP55	-35/120°C	4 X 2,5
İ-DCF EX 500 T	8400	1,1	380	2,70	1500	50	64	52	IP55	-35/120°C	4 X 2,5
İ-DCF EX 560 T	10800	2,20	380	3,60	1500	50	66	63	IP55	-35/120°C	4 X 2,5
İ-DCF EX 630 T	13100	3,00	380	7,40	1000	50	60	65	IP55	-35/120°C	4 X 2,5
İ-DCF EX 710 T	15000	4,00	380	9,40	1000	50	63	67	IP55	-35/120°C	4 X 2,5
İ-DCF EX 800 T	17000	7,50	380	16,00	1000	50	67	70	IP55	-35/120°C	4 X 2,5

Teknik Çizim




Ölçüler

MODELLER	B (mm)	W (mm)	Hmax (mm)
P-DCF EX 280 T	390	450	590
P-DCF EX 315 T	390	450	639
P-DCF EX 355 T	375	445	659
P-DCF EX 400 T	425	490	677
P-DCF EX 450 T	465	540	712
P-DCF EX 500 T	515	590	781
P-DCF EX 560 T	565	640	840
P-DCF EX 630 T	660	730	900
P-DCF EX 710 T	710	780	900
P-DCF EX 800 T	850	900	900

Aksesuarlar




İ-FI-GMT



İ-I.01



İ-ZS



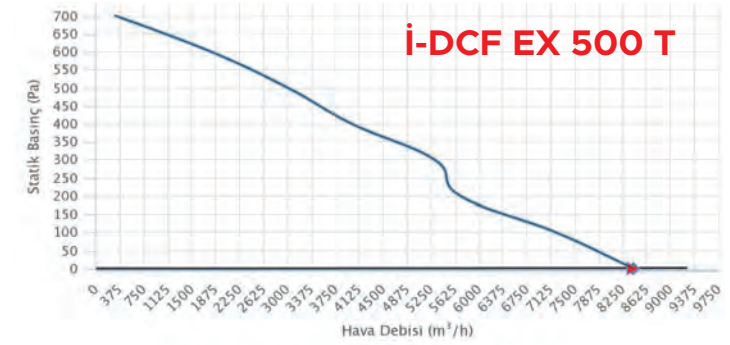
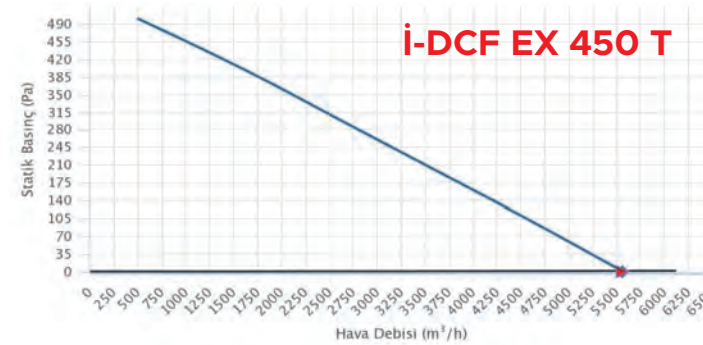
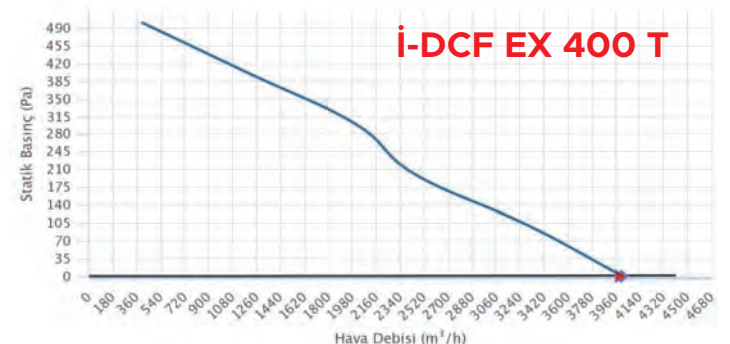
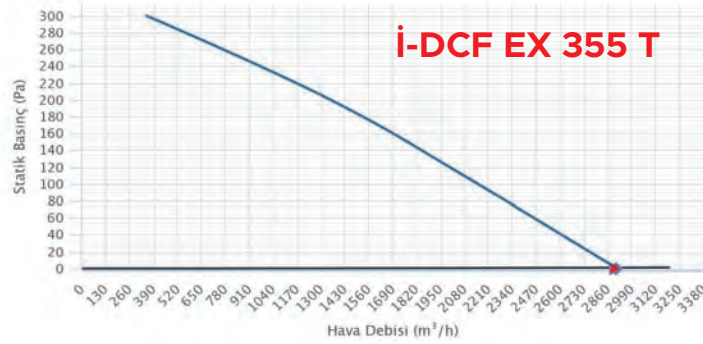
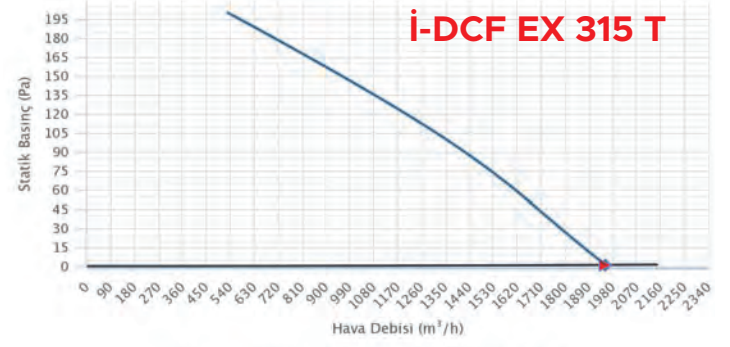
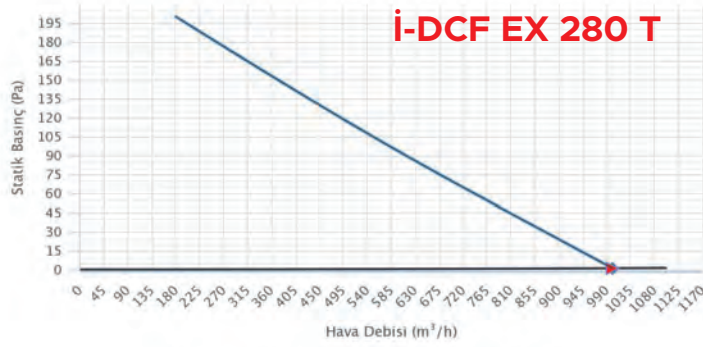
İ-HCP



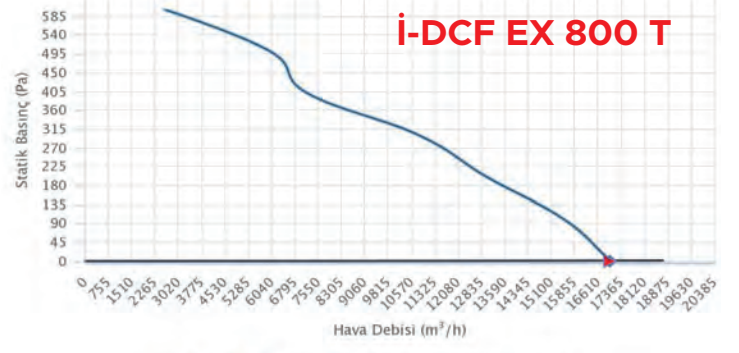
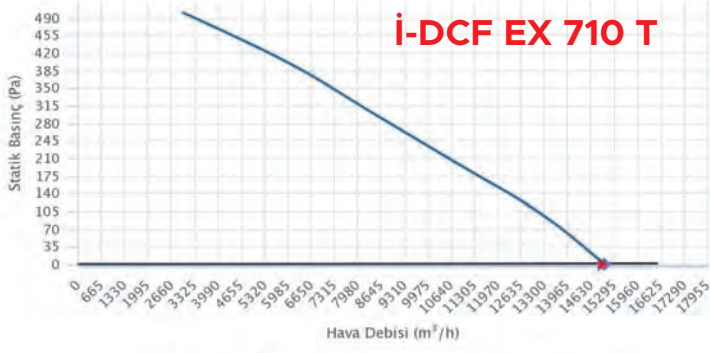
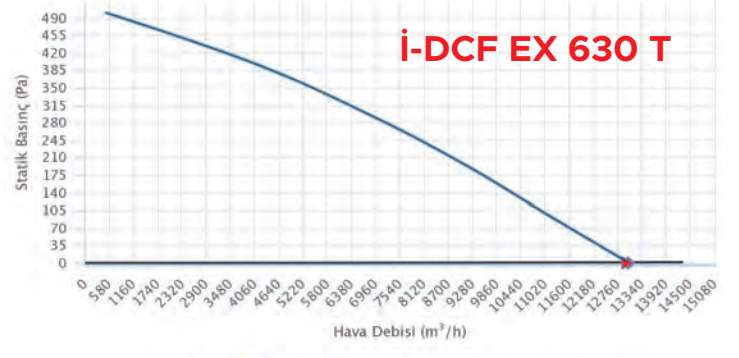
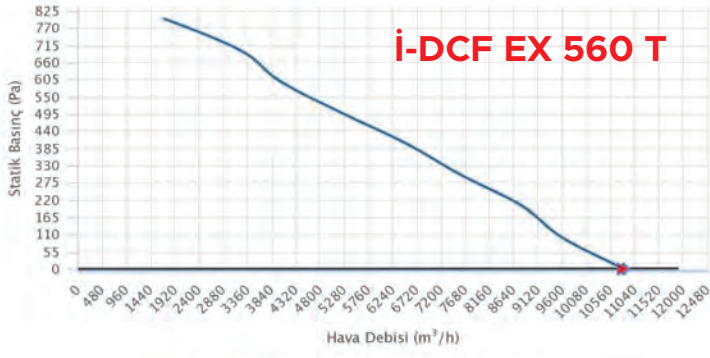
İ-DPS.05

* İ-FI-GMT : FREKANS SÜRÜCÜ GMT * İ-I.01 : TITREŞİM TAKOZU * İ-ZS : ZAMAN SAATİ * İ-HCP : KUMANDA PANELİ 3 KADEME * İ-DPS.05 : BASINÇ SENSÖRÜ

Performans Eğrileri



Performans Eğrileri

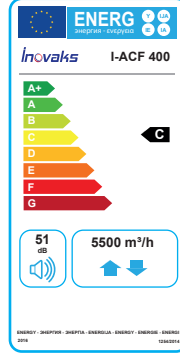



İ-ACF

Aksiyel Çatı Tipi Fan
Yatay Atışlı

İnovaks

Genel Özellikler

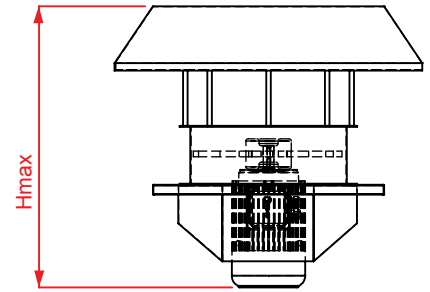
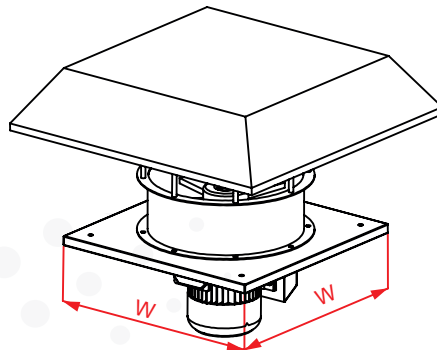
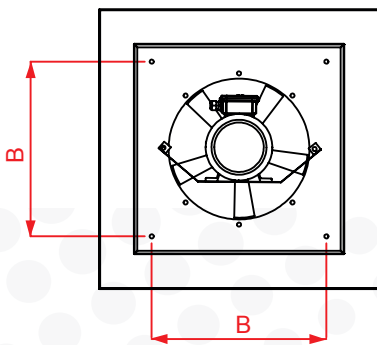


- Hız ayarı (opsiyonel)
- Water proof özelliği
- Düşük ses seviyesi
- Düşük enerji tüketimi
- IP55 motor koruma sınıfı
- Min/Max Ortam sıcaklığı -25/70°C
- Geriye eğik radyal kanatlar
- Galvaniz sac
- Kolay kurulum ve montaj

Teknik Özellikler

MODELLER	DEBİ (m³/h)	GÜÇ (kW)	VOLTAJ (V)	AKIM (A)	HIZ (rpm)	FREKANS (Hz)	SES (dbA)	AĞIRLIK (kg)	IP SINIFI	ÇALIŞMA SICAKLIĞI (°C)	KABLO KESİTİ
İ-ACF 400	5500	0.25	380	0.8	1500	50	51	31	IP55	-25 / 70 °C	4 X 4
İ-ACF 450	7000	0.37	380	1.15	1500	50	55	38	IP55	-25 / 70 °C	4 X 4
İ-ACF 500	8500	0.55	380	1.60	1500	50	57	47	IP55	-25 / 70 °C	4 X 4
İ-ACF 560	10500	0.55	380	1.60	1500	50	61	60	IP55	-25 / 70 °C	4 X 4
İ-ACF 630	12500	0.75	380	2.00	1500	50	63	72	IP55	-25 / 70 °C	4 X 4
İ-ACF 710 A	16500	1.5	380	3.50	1500	50	68	84	IP55	-25 / 70 °C	4 X 4
İ-ACF 710 B	18500	2.20	380	5.00	1500	50	68	85	IP55	-25 / 70 °C	4 X 4
İ-ACF 710 C	24000	3.00	380	6.60	1500	50	68	87	IP55	-25 / 70 °C	4 X 4
İ-ACF 800	28500	3.00	380	6.60	1500	50	70	88	IP55	-25 / 70 °C	4 X 4
İ-ACF 900	35000	4.00	380	8.40	1500	50	74	106	IP55	-25 / 70 °C	4 X 4
İ-ACF 1000	46000	5.5	380	11.2	1500	50	77	115	IP55	-25 / 70 °C	4 X 4

Teknik Çizim



Ölçüler

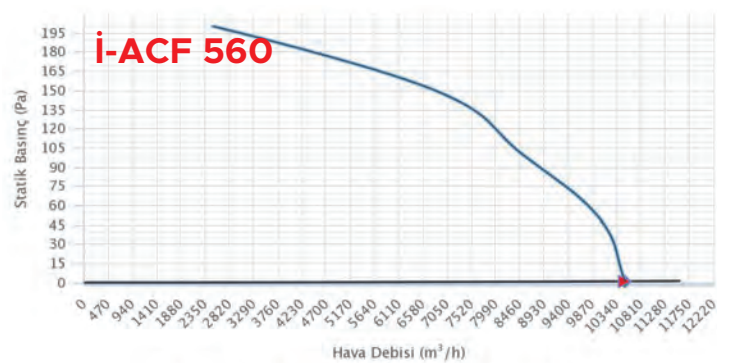
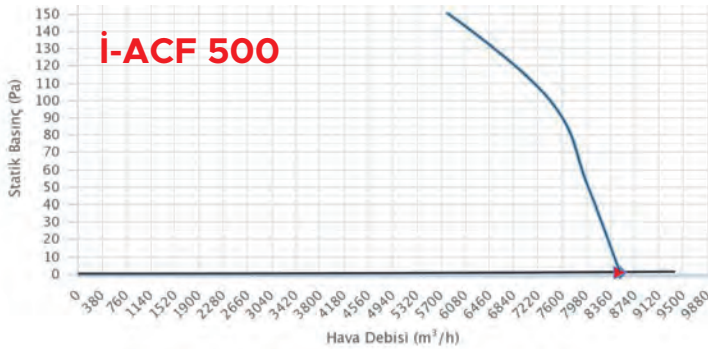
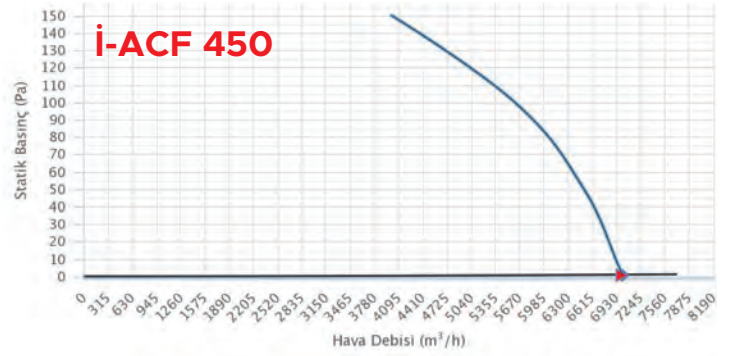
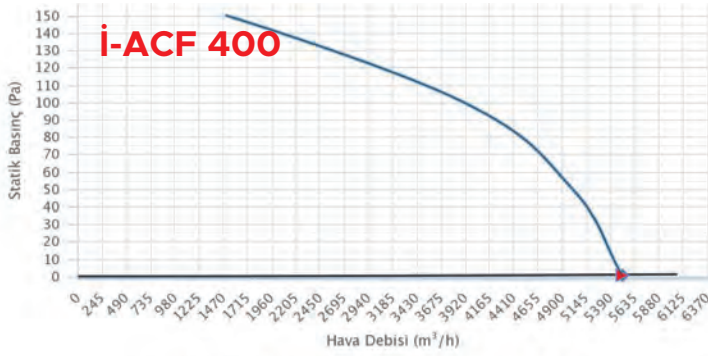
MODELLER	B (mm)	Hmax (mm)	W (mm)
İ-ACF 400	500	550	600
İ-ACF 450	550	550	650
İ-ACF 500	600	570	700
İ-ACF 560	660	570	760
İ-ACF 630	730	600	830
İ-ACF 710 A	810	650	910
İ-ACF 710 B	810	660	910
İ-ACF 710 C	810	670	910
İ-ACF 800	900	670	1000
İ-ACF 900	1000	720	910
İ-ACF 1000	1000	840	1200

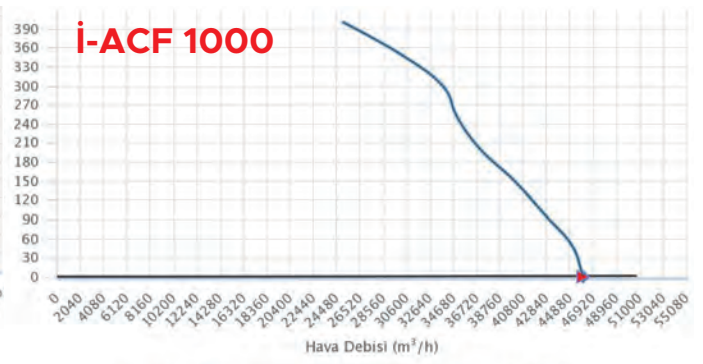
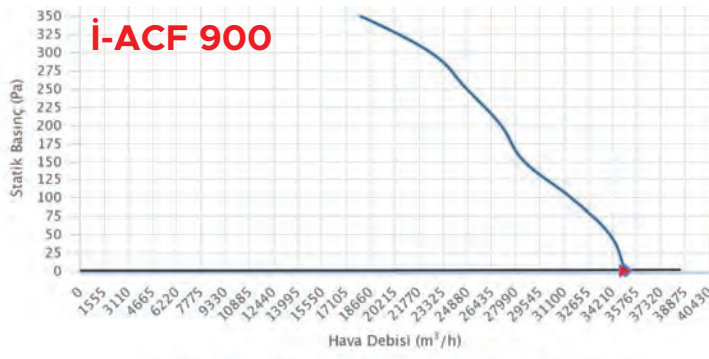
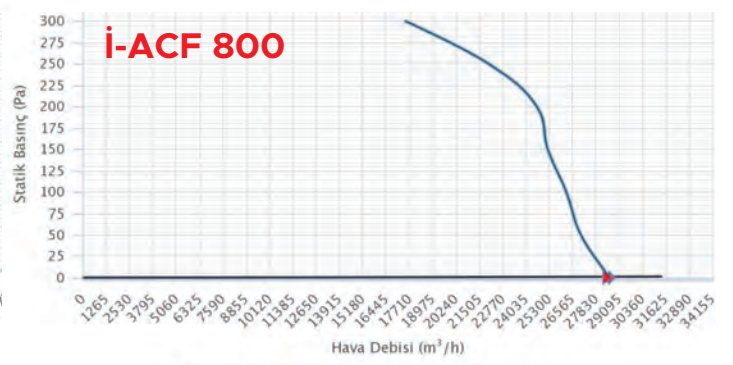
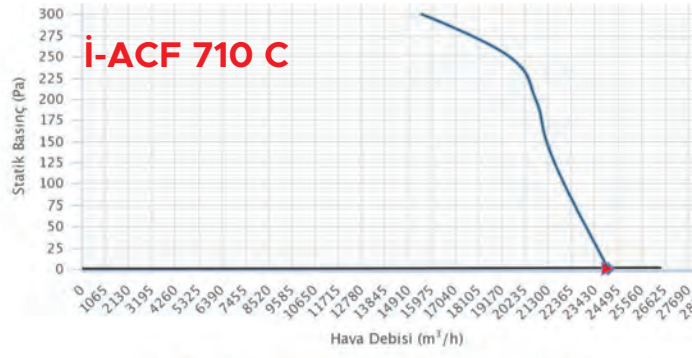
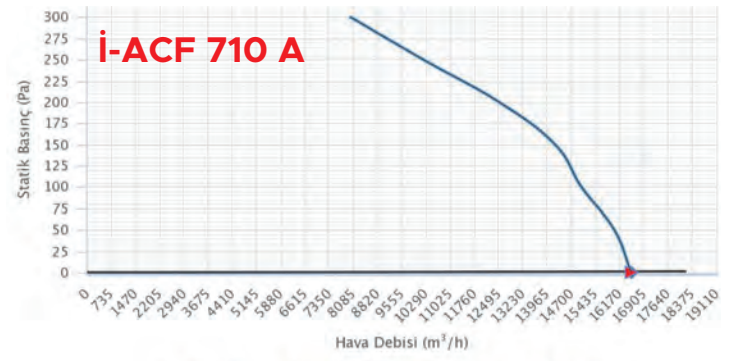
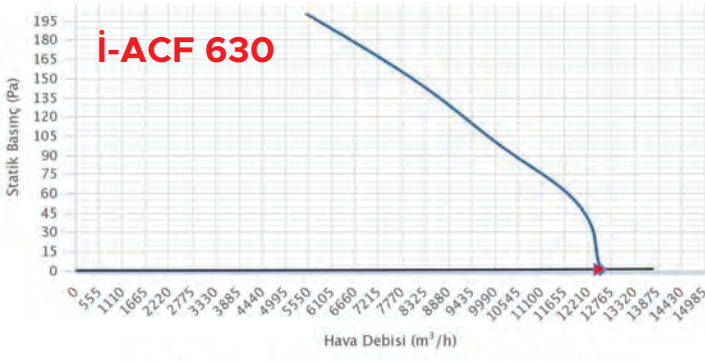
Aksesuarlar



- * İ-FI-GMT : FREKANS SÜRÜCÜ GMT * İ-YBDD : YUVARLAK BACK DRAFT DAMPER * İ-I.01 : TİTREŞİM TAKOZU * İ-I.02 : YAYLI İZOLATÖR
 * İ-ON-OFF-1 : ON-OFF SWITCH * İ-DPS.02 : BASINÇ SENSÖRÜ * İ-YKTS : YUVARLAK KANAL TİPİ SUSTURUCU * İ-GP : GÜÇ PANOSU * İ-KFLN : KARŞI FLANŞ
 * İ-EB : ESNEK BAĞLANTI

Performans Eğrileri





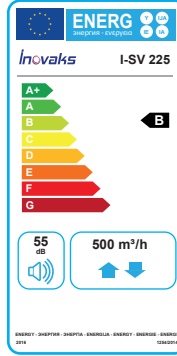
i-SV

Sığınak Ventilatorü Paket Tipi

Inovaks



Genel Özellikler



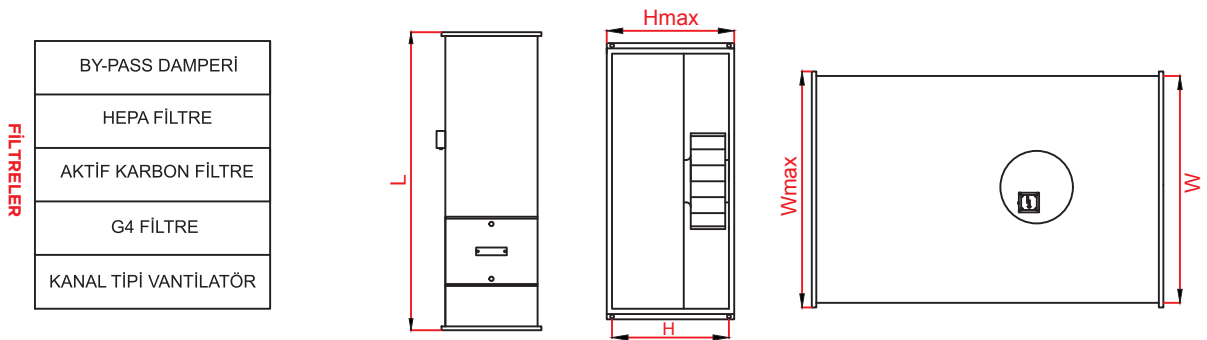
- Hız ayarı (opsiyonel)
- Düşük ses seviyesi
- Düşük enerji tüketimi
- G4 Elyaf filtre
- Aktif karbon filtre
- H13 Hepa Filtre
- Kurşun seperatörü (opsiyonel)
- IP44 motor koruma sınıfı
- Min/Max Ortam sıcaklığı -25/70°C
- Kurşun kaplama (opsiyonel)
- By-pass sistemi
- Kendinden flanşlı kasa
- Bakım Kolaylığı



Teknik Özellikler

MODELLER	DEBİ (m³/h)	GÜÇ (W)	VOLTAJ (V)	AKIM (A)	HIZ (rpm)	FREKANS (Hz)	SES (dbA)	AĞIRLIK (kg)	IP SINIFI	ÇALIŞMA SICAKLIĞI (°C)	KABLO KESİTİ
i-SV 225	500	110	230	0,6	3000	50	55	24	IP44	-25 / 70 °C	3 X 1,5
i-SV 250	800	155	230	1,05	3000	50	60	26	IP44	-25 / 70 °C	3 X 1,5
i-SV 280	1000	187	230	1,10	3000	50	65	30	IP44	-25 / 70 °C	3 X 1,5
i-SV 355	2000	216	230	1,50	1500	50	70	36	IP44	-25 / 70 °C	3 X 1,5
i-SV 400	3000	270	230	3,50	1500	50	75	41	IP44	-25 / 70 °C	3 X 1,5
i-SV 450	4000	425	230	2,50	1500	50	80	48	IP44	-25 / 70 °C	3 X 1,5
i-SV 500	6000	425	230	2,60	1500	50	85	59	IP44	-25 / 70 °C	3 X 1,5
i-SV 560	8000	425	230	3,00	1500	50	90	66	IP44	-25 / 70 °C	3 X 1,5

Teknik Çizim



Ölçüler

MODELLER	H (mm)	W (mm)	Hmax (mm)	Wmax (mm)	L (mm)
i-SV 225	245	500	305	565	765
i-SV 250	245	500	305	565	765
i-SV 280	245	500	305	565	765
i-SV 355	345	600	400	665	865
i-SV 400	345	600	400	665	865
i-SV 450	585	775	635	825	950
i-SV 500	620	810	680	860	950
i-SV 560	620	810	680	860	950

Aksesuarlar



i-HKC



i-I.01



i-ZS



i-DPS.02



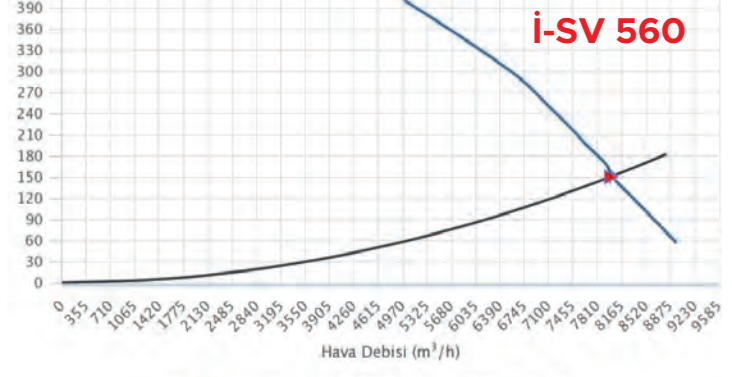
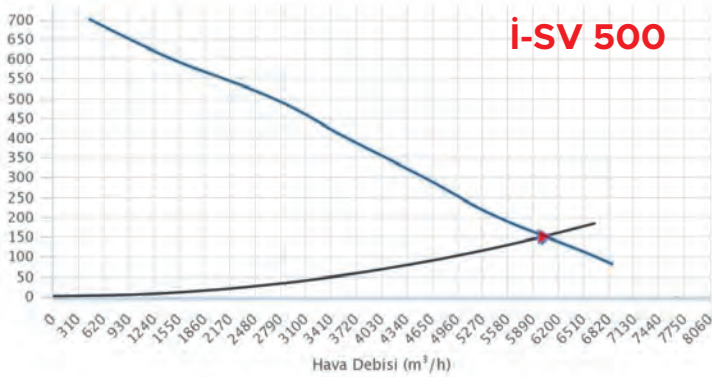
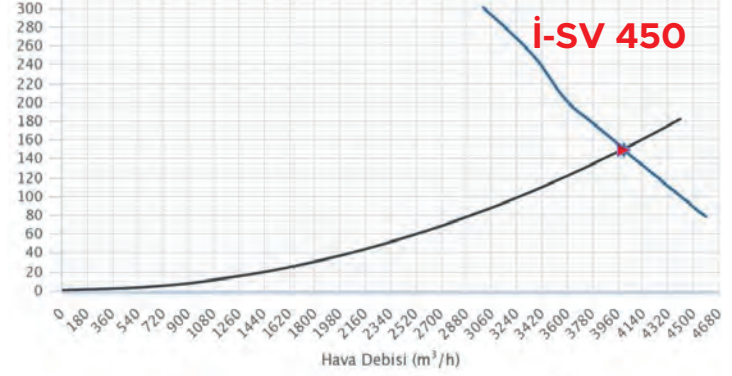
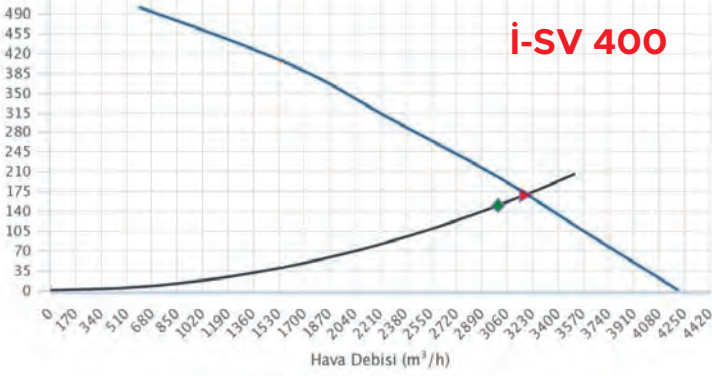
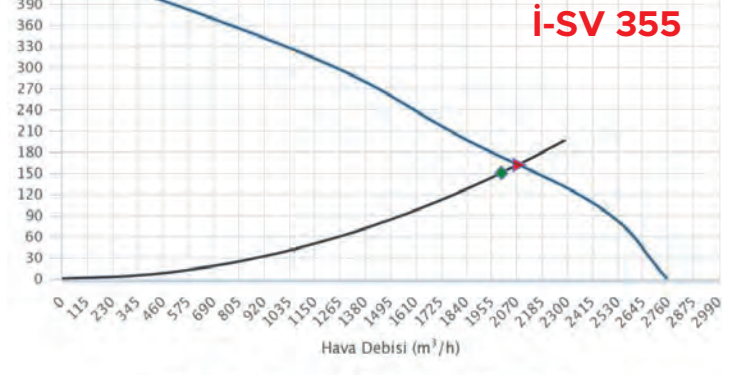
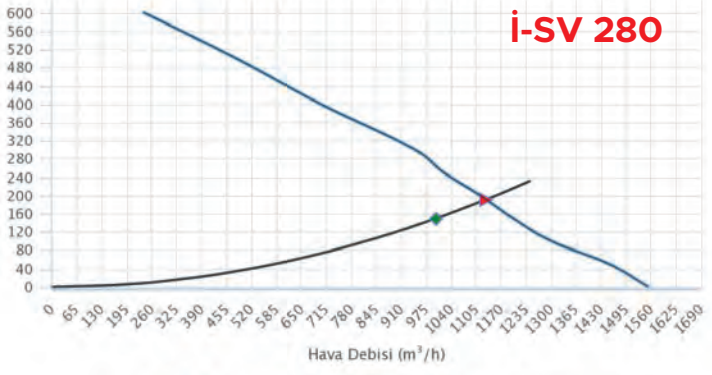
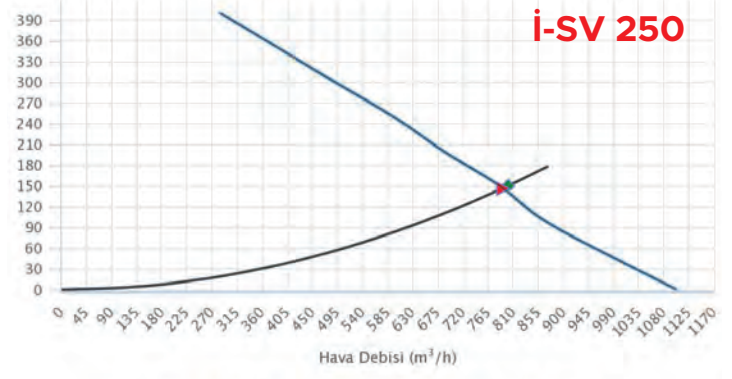
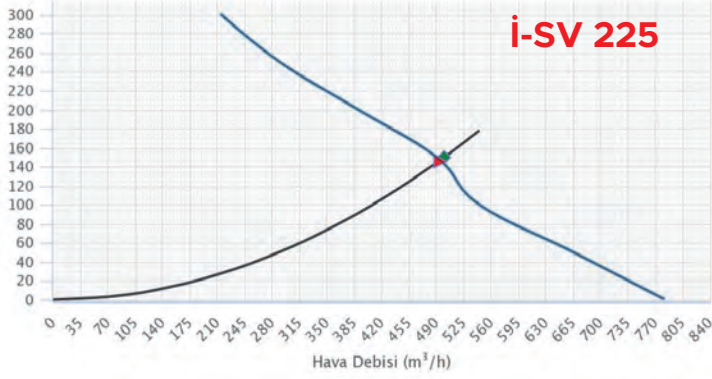
i-SV-KS



i-SV-KK

* **i-HKC**: HIZ KONTROL CİHAZI * **i-ZS**: ZAMAN SAATİ * **i-DPS.02**: BASINÇ SENSÖRÜ * **i-I.01**: TİTREŞİM TAKOZU * **i-SV-KK**: KURŞUN KAPLAMA
* **i-SV-KS**: KURŞUN SEPERATÖR

Performans Eğrileri



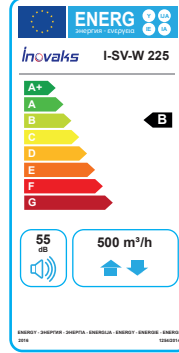
i-SV-WM

Sıgınak Vantilatörü
W Modül

İnovaks



Genel Özellikler

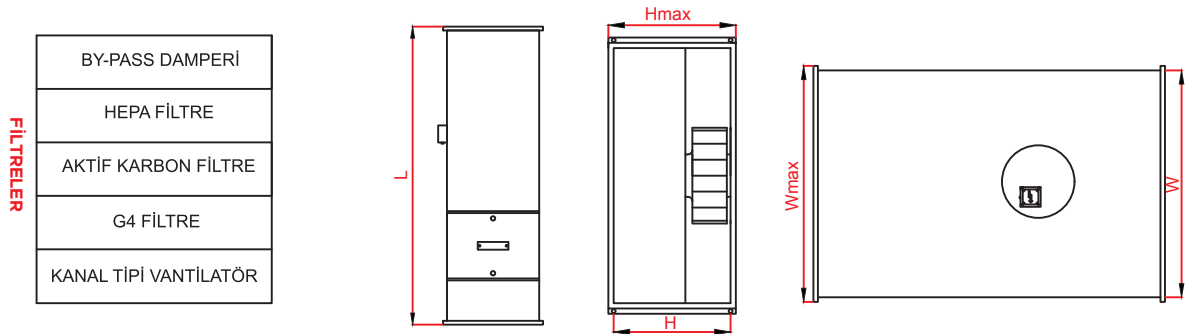


- Hız ayarı (opsiyonel)
- Düşük ses seviyesi
- Düşük enerji tüketimi
- G4 Elyaf filtre
- Aktif karbon filtre
- H13 Hepa Filtre
- Kurşun seperatörü (opsiyonel)
- IP44 motor koruma sınıfı
- Min/Max ortam sıcaklığı -25/70°C
- Kurşun kaplama (opsiyonel)
- By-pass sistemi
- Kendinden flanşlı kasa
- Bakım Kolaylığı

Teknik Özellikler

MODELLER	DEBİ (m³/h)	GÜÇ (W)	VOLTAJ (V)	AKIM (A)	HIZ (rpm)	FREKANS (Hz)	SES (dbA)	AĞIRLIK (kg)	IP SINIFI	ÇALIŞMA SICAKLIĞI (°C)	KABLO KESİTİ
i-SV-WM 225	500	110	230	0,6	3000	50	55	30	IP44	-25 / 70 °C	3 X 1,5
i-SV-WM 250	800	155	230	1,05	3000	50	60	32	IP44	-25 / 70 °C	3 X 1,5
i-SV-WM 280	1000	187	230	1,10	3000	50	65	36	IP44	-25 / 70 °C	3 X 1,5
i-SV-WM 355	2000	216	230	1,50	1500	50	70	45	IP44	-25 / 70 °C	3 X 1,5
i-SV-WM 400	3000	270	230	3,50	1500	50	75	54	IP44	-25 / 70 °C	3 X 1,5
i-SV-WM 450	4000	425	230	1,90	1500	50	80	62	IP44	-25 / 70 °C	3 X 1,5
i-SV-WM 500	6000	425	230	1,90	1500	50	85	70	IP44	-25 / 70 °C	3 X 1,5
i-SV-WM 560	8000	425	230	1,90	1500	50	90	84	IP44	-25 / 70 °C	3 X 1,5

Teknik Çizim



Ölçüler

MODELLER	H (mm)	W (mm)	Hmax (mm)	Wmax (mm)	L (mm)
i-SV-WM 225	315	500	365	565	1035
i-SV-WM 250	315	500	365	565	1035
i-SV-WM 280	315	500	365	565	1035
i-SV-WM 355	475	600	525	665	1165
i-SV-WM 400	585	600	675	665	1165
i-SV-WM 450	585	775	675	825	1165
i-SV-WM 500	620	810	675	860	1165
i-SV-WM 560	620	810	675	860	1165

Aksesuarlar



i-HKC



i-I.01



i-ZS



i-DPS.02



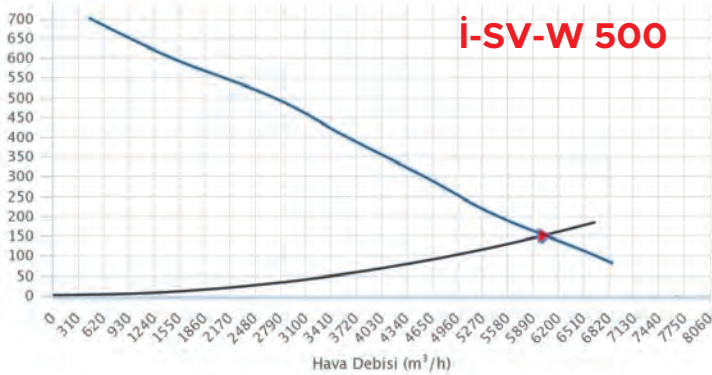
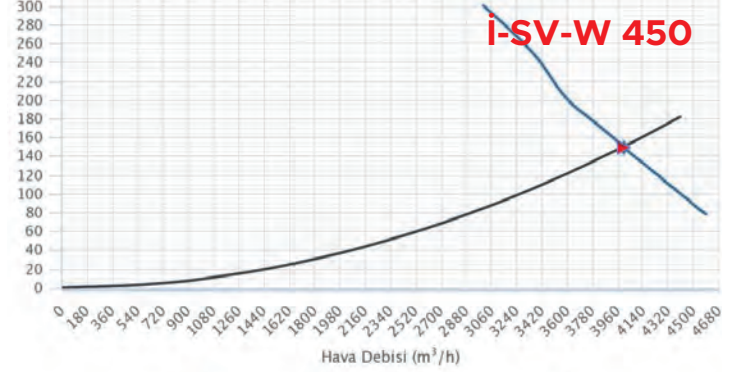
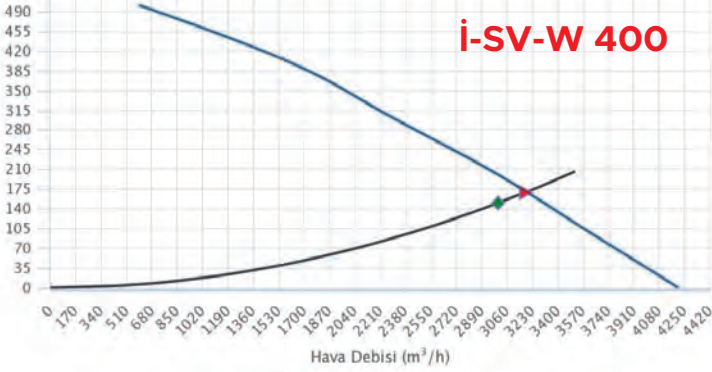
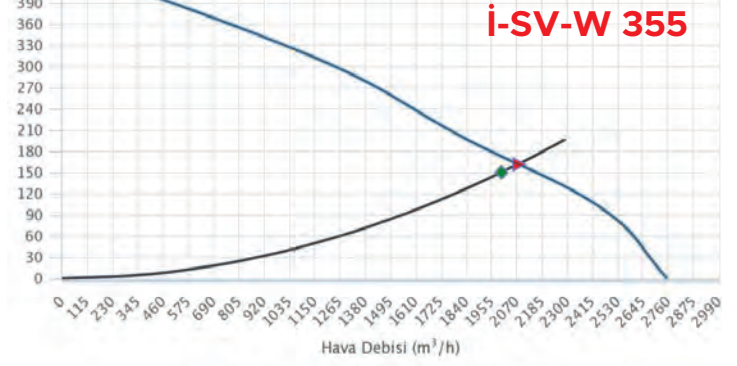
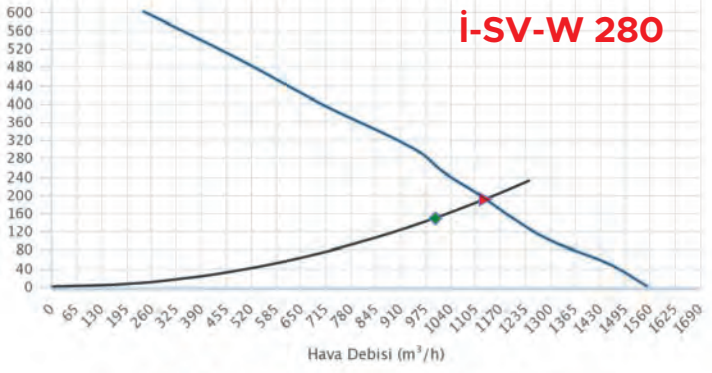
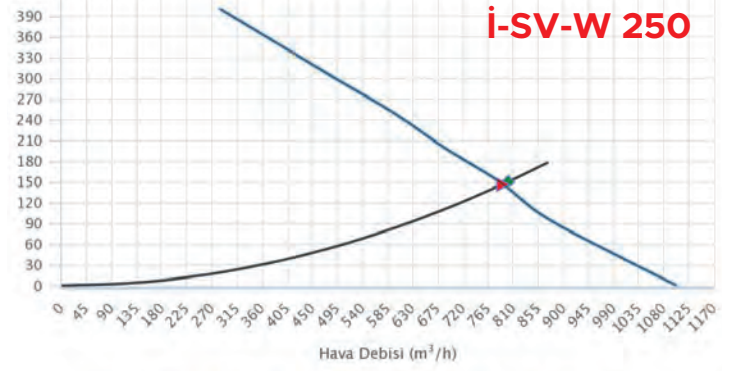
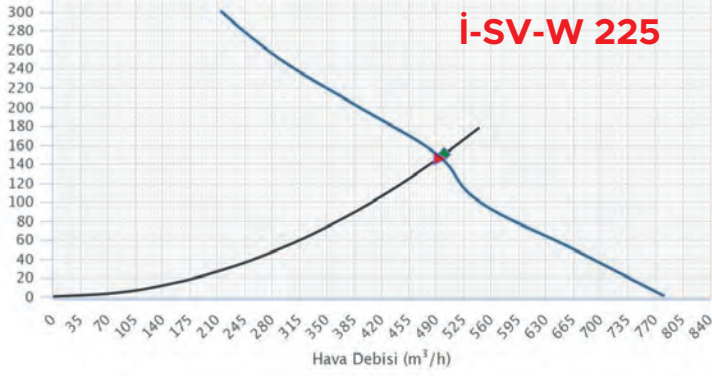
i-SV-KS



i-SV-KK

* i-HKC: HIZ KONTROL CİHAZI * i-ZS: ZAMAN SAATI * i-DPS.02: BASINÇ SENSÖRÜ * i-I.01: TITREŞİM TAKOZU * i-SV-KK: KURŞUN KAPLAMA
* i-SV-KS: KURŞUN SEPERATÖR

Performans Eğrileri



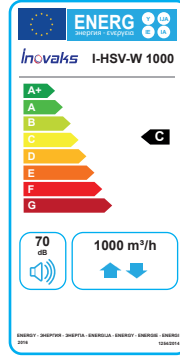
i-HSV-W

Hücreli Paket Tip
Sığınak Ventilatorü
(W Modül)

Inovaks



Genel Özellikler

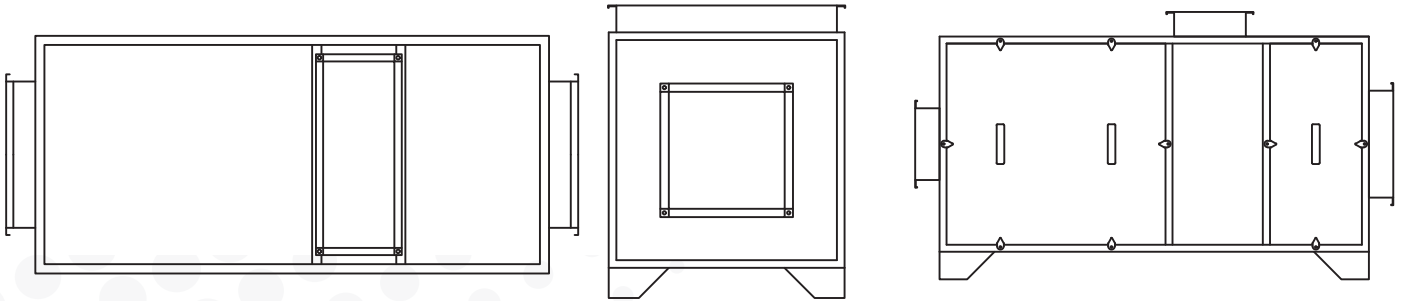


- Hız ayarı (opsiyonel)
- Düşük ses seviyesi
- Düşük enerji tüketimi
- IP44 motor koruma sınıfı
- Min/Max Ortam sıcaklığı -25/70°C
- Kurşun seperatörü (opsiyonel)
- Kurşun kaplama (opsiyonel)
- By-pass sistemi
- Kendinden flanşlı kasa
- G4 Elyaf filtre
- Aktif karbon filtre
- H13 Hepa Filtre
- Bakım kolaylığı

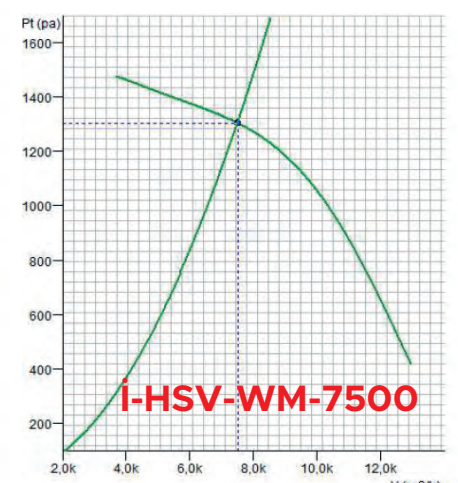
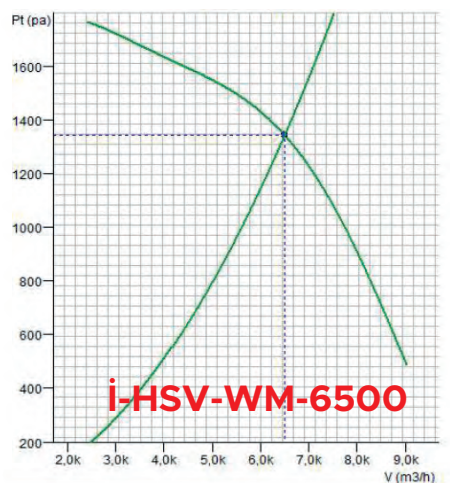
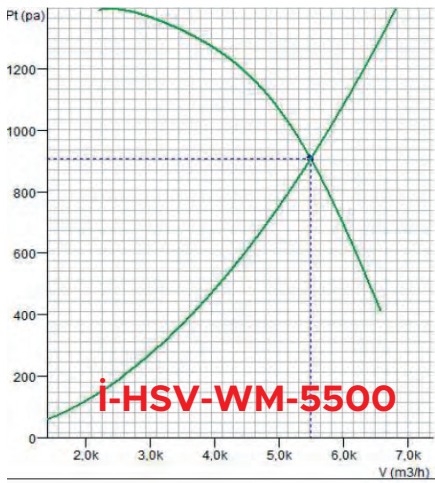
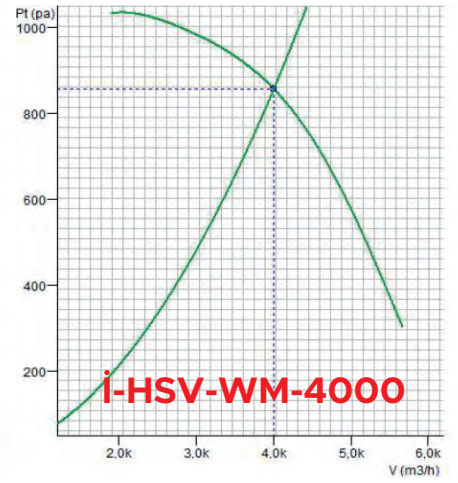
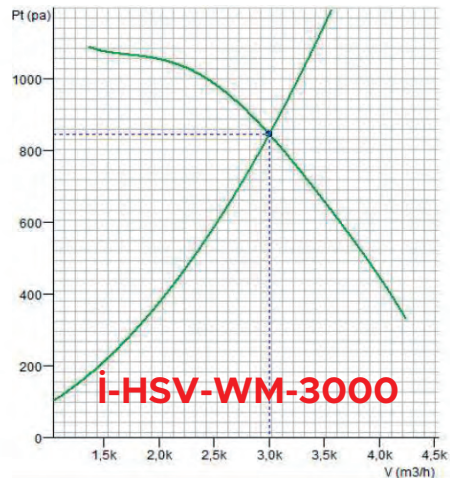
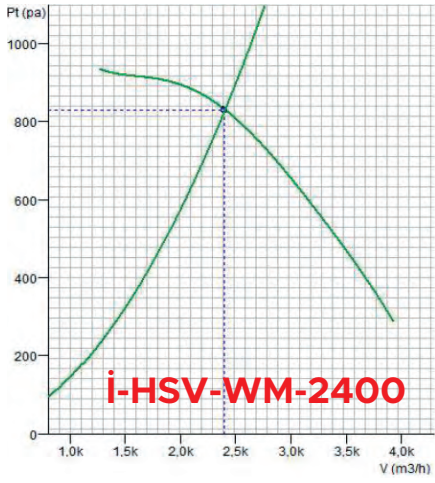
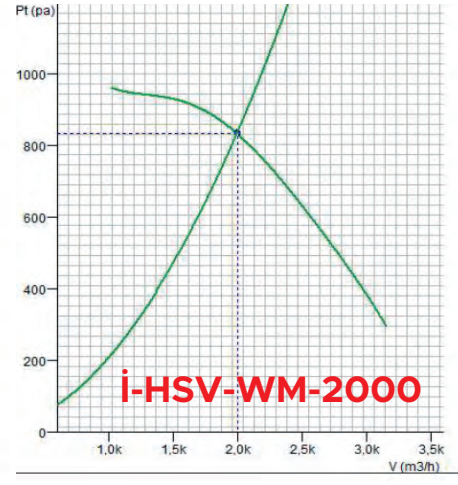
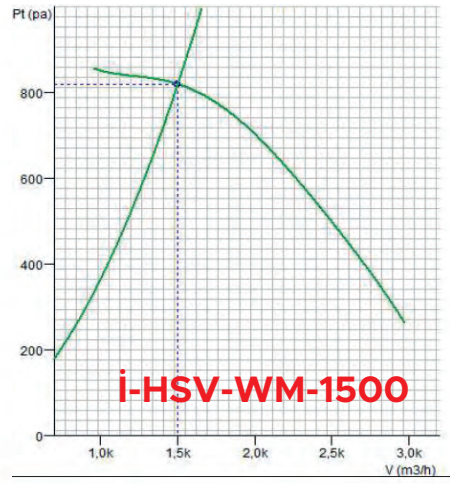
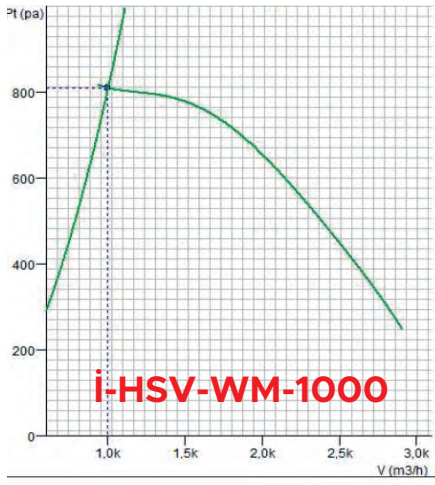
Teknik Özellikler

MODELLER	DEBİ (m³/h)	GÜÇ (kW)	VOLTAJ (V)	BASINÇ (PA)	HIZ (rpm)	FREKANS (Hz)	SES (dba)	AĞIRLIK (kg)	IP SINIFI	ÇALIŞMA SICAKLIĞI (°C)	KABLO KESİTİ
i-HSV-W-1000	800-1000	0.55	380	150	3000	50	70	50	IP 44	-25 / 70 °C	4 X 2,5
i-HSV-W-1500	1200-1500	0.75	380	150	3000	50	75	55	IP 44	-25 / 70 °C	4 X 2,5
i-HSV-W-2000	1600-2000	1.1	380	150	3000	50	80	60	IP 44	-25 / 70 °C	4 X 2,5
i-HSV-W-2400	2100-2400	1.1	380	150	3000	50	85	63	IP 44	-25 / 70 °C	4 X 2,5
i-HSV-W-3000	2500-3000	1.5	380	150	3000	50	90	70	IP 44	-25 / 70 °C	4 X 2,5
i-HSV-W-4000	3100-4000	2.2	380	150	3000	50	95	81	IP 44	-25 / 70 °C	4 X 2,5
i-HSV-W-5500	4500-5500	3	380	150	3000	50	100	85	IP 44	-25 / 70 °C	4 X 2,5
i-HSV-W-6500	5700-6500	4	380	150	3000	50	105	90	IP 44	-25 / 70 °C	4 X 2,5
i-HSV-W-7500	6600-7500	5.5	380	150	1500	50	110	92	IP 44	-25 / 70 °C	4 X 2,5 / 3 X 2,5
i-HSV-W-8500	7600-8500	5.5	380	150	1500	50	120	100	IP 44	-25 / 70 °C	4 X 2,5 / 3 X 2,5

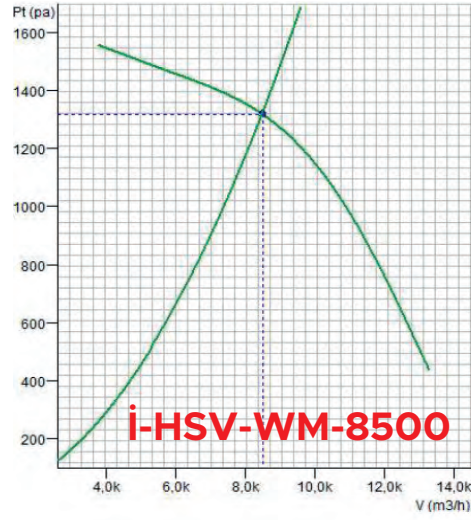
Teknik Çizim



Performans Eğrileri




Performans Eğrileri



Aksesuarlar




- * İ-HKC: HIZ KONTROL CİHAZI * İ-ZS : ZAMAN SAATİ * İ-DPS.02 : BASINÇ SENSÖRÜ * İ-SV-KS : KURŞUN SEPERATÖR * İ-SV-KK : KURŞUN KAPLAMA
* İ-I.01 : TİTREŞİM TAKOZU



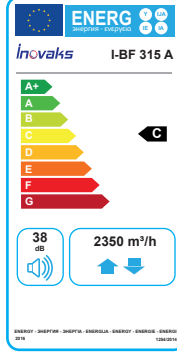
İ-BF

Basınçlandırma Fanı



Inovaks

Genel Özellikler



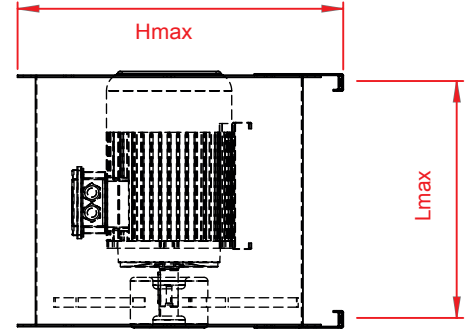
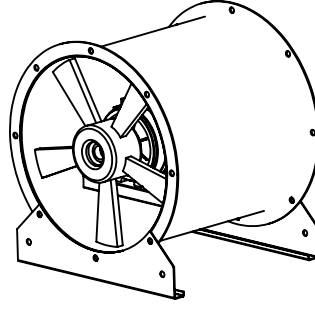
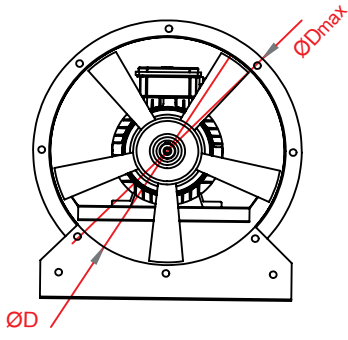
- Hız ayarı (opsiyonel)
- Düşük ses seviyesi
- Düşük enerji tüketimi
- IP55 motor koruma sınıfı
- Galvaniz çelik sac kasa
- Plastik pervane
- Özel dizayn kanat yapısı
- Koruyucu tel kafes (opsiyonel)
- Elektrostatik toz fırın boya
- Min/Max Ortam sıcaklığı -35/120°C
- Kolay kurulum ve montaj
- Sızdırmaz buat kapağı
- Karşı flanş (opsiyonel)
- Titreşim takozu (opsiyonel)
- Esnek bağlantı (opsiyonel)
- Susturucu (opsiyonel)



Teknik Özellikler

MODELLER	DEBİ (m³/h)	GÜÇ (kW)	VOLTAJ (V)	AKIM (A)	HIZ (rpm)	FREKANS (Hz)	SES (dB)	AĞIRLIK (kg)	IP SINIFI	ÇALIŞMA SICAKLIĞI (°C)	KABLO KESİTİ
İ-BF 315 A	2350	0,18	380	0,60	1500	50	38	19	IP55	-35 / 120 °C	4 X 2,5
İ-BF 315 B	3100	0,18	380	1,3	3000	50	41	20	IP55	-35 / 120 °C	4 X 2,5
İ-BF 355 A	5000	0,25	380	0,60	1500	50	44	25	IP55	-35 / 120 °C	4 X 2,5
İ-BF 355 B	6600	0,37	380	2,30	3000	50	47	26	IP55	-35 / 120 °C	4 X 2,5
İ-BF 400 A	8000	0,55	380	0,80	1500	50	50	29	IP55	-35 / 120 °C	4 X 2,5
İ-BF 400 B	11000	0,55	380	3,30	3000	50	53	30	IP55	-35 / 120 °C	4 X 2,5
İ-BF 450 A	13200	0,75	380	1,15	1500	50	56	36	IP55	-35 / 120 °C	4 X 2,5
İ-BF 450 B	17500	1,50	380	5,90	3000	50	59	37	IP55	-35 / 120 °C	4 X 2,5
İ-BF 500 A	19800	2,20	380	1,60	1500	50	62	40	IP55	-35 / 120 °C	4 X 2,5
İ-BF 500 B	22000	3,00	380	5,90	1500	50	65	41	IP55	-35 / 120 °C	4 X 2,5
İ-BF 560 A	4500	0,55	380	1,60	1500	50	68	51	IP55	-35 / 120 °C	4 X 2,5
İ-BF 630 A	6100	1,10	380	2	1500	50	71	60	IP55	-35 / 120 °C	4 X 2,5
İ-BF 630 B	10000	1,50	380	3,50	1500	50	74	61	IP55	-35 / 120 °C	4 X 2,5
İ-BF 630 C	14100	3,00	380	5	1500	50	77	63	IP55	-35 / 120 °C	4 X 2,5
İ-BF 630 D	17800	3,00	380	6,6	1500	50	80	64	IP55	-35 / 120 °C	4 X 2,5
İ-BF 710 A	27000	4,00	380	8,4	1500	50	83	74	IP55	-35 / 120 °C	4 X 2,5
İ-BF 800 A	35000	4,00	380	8,4	1500	50	86	88	IP55	-35 / 120 °C	4 X 2,5
İ-BF 800 B	37000	5,50	380	11,2	1500	50	89	89	IP55	-35 / 120 °C	3 X 4 / 4 X 4
İ-BF 800 C	42000	7,50	380	15,4	1500	50	92	91	IP55	-35 / 120 °C	3 X 4 / 4 X 4
İ-BF 900 A	44000	5,50	380	11,2	1500	50	95	101	IP55	-35 / 120 °C	3 X 4 / 4 X 4
İ-BF 900 B	47000	7,50	380	15,4	1500	50	98	103	IP55	-35 / 120 °C	3 X 4 / 4 X 4
İ-BF 1000 A	52000	5,50	380	11,2	1500	50	101	110	IP55	-35 / 120 °C	3 X 4 / 4 X 4
İ-BF 1000 B	58000	7,50	380	15,4	1500	50	104	112	IP55	-35 / 120 °C	3 X 4 / 4 X 4
İ-BF 1000 C	65000	11,00	380	21,3	1500	50	107	113	IP55	-35 / 120 °C	4 X 6 / 3 X 6
İ-BF 1250 A	73000	11,00	380	21,3	1500	50	110	138	IP55	-35 / 120 °C	4 X 6 / 3 X 6
İ-BF 1250 B	80000	15,00	380	29,8	1500	50	113	140	IP55	-35 / 120 °C	4 X 6 / 3 X 6
İ-BF 1250 C	105000	22,00	380	42,5	1500	50	116	142	IP55	-35 / 120 °C	3 X 10 / 4 X 10
İ-BF 1250 D	120000	30,00	380	55	1500	50	119	145	IP55	-35 / 120 °C	3 X 16 / 4 X 16

Teknik Çizim



Ölçüler

MODELLER	D (mm)	Hmax (mm)	L (mm)	Dmax (mm)
İ-BF 315 A	315	410	300	375
İ-BF 315 B	315	410	300	375
İ-BF 355 A	355	455	300	415
İ-BF 355 B	355	455	300	415
İ-BF 400 A	400	500	400	460
İ-BF 400 B	400	500	400	460
İ-BF 450 A	450	550	400	510
İ-BF 450 B	450	600	400	510
İ-BF 500 A	500	600	400	560
İ-BF 500 B	500	660	400	560
İ-BF 560 A	560	730	400	620
İ-BF 630 A	630	730	500	690
İ-BF 630 B	630	730	500	690
İ-BF 630 C	630	730	500	690
İ-BF 630 D	630	810	500	690
İ-BF 710 A	710	900	500	770
İ-BF 800 A	800	900	560	860
İ-BF 800 B	800	900	560	860
İ-BF 800 C	800	1000	560	860
İ-BF 900 A	900	1000	630	960
İ-BF 900 B	900	1100	630	960
İ-BF 1000 A	1000	1100	630	1060
İ-BF 1000 B	1000	1100	630	1060
İ-BF 1000 C	1000	1350	630	1060
İ-BF 1250 A	1250	1350	900	1310
İ-BF 1250 B	1250	1350	900	1310
İ-BF 1250 C	1250	1350	900	1310
İ-BF 1250 D	1250	1350	900	1310

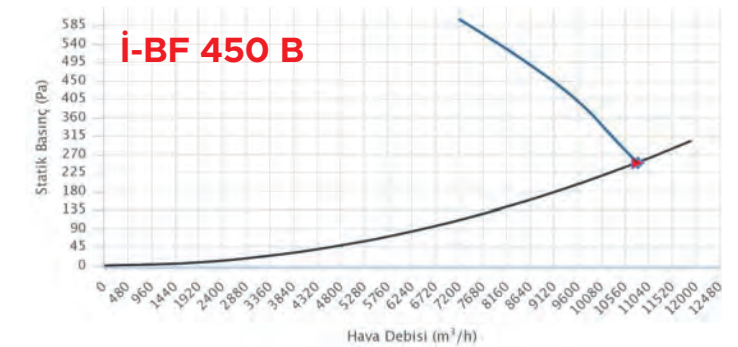
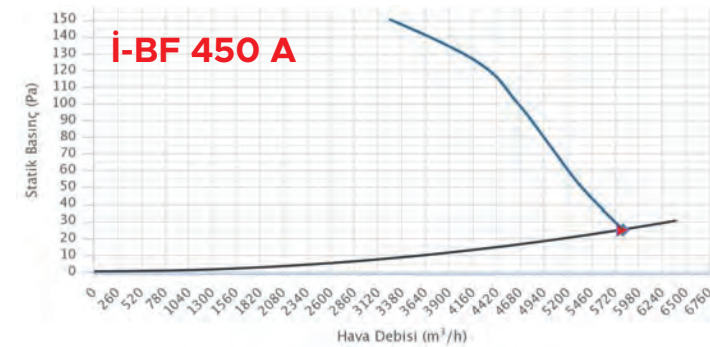
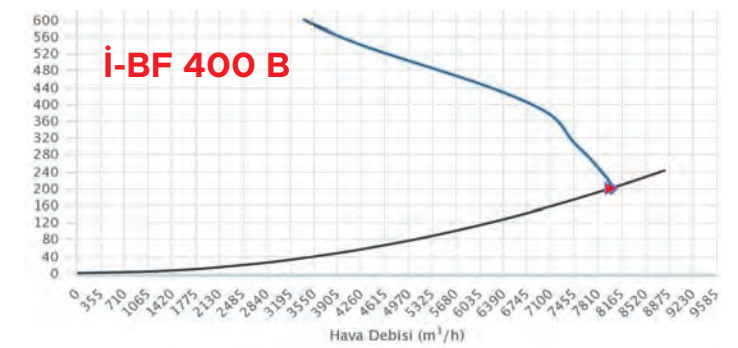
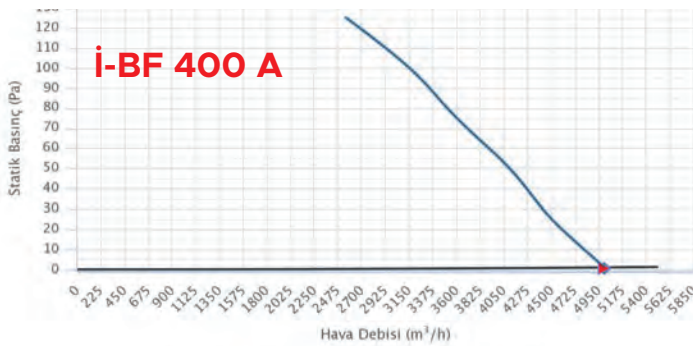
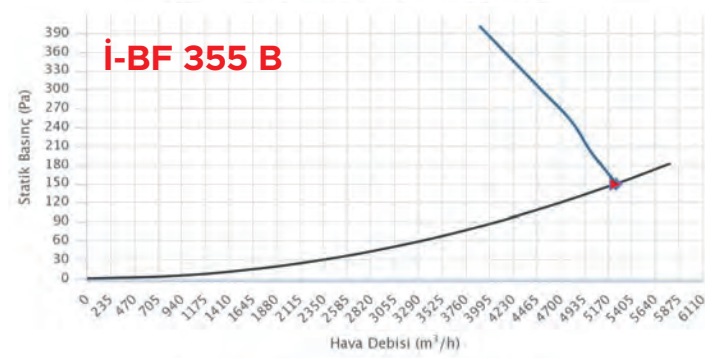
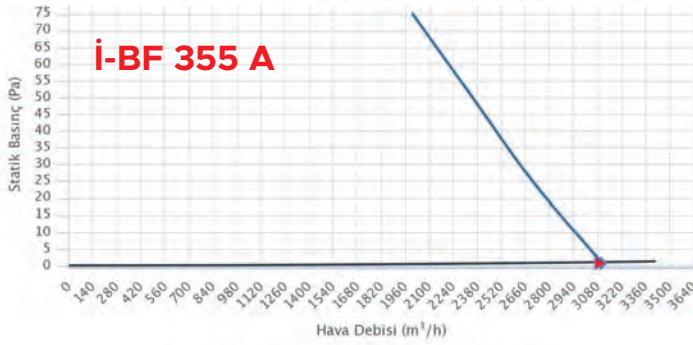
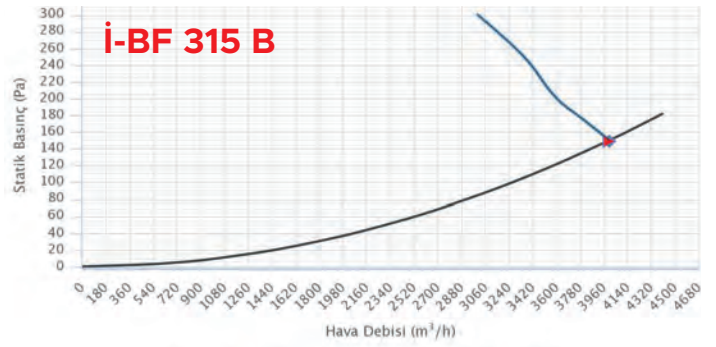
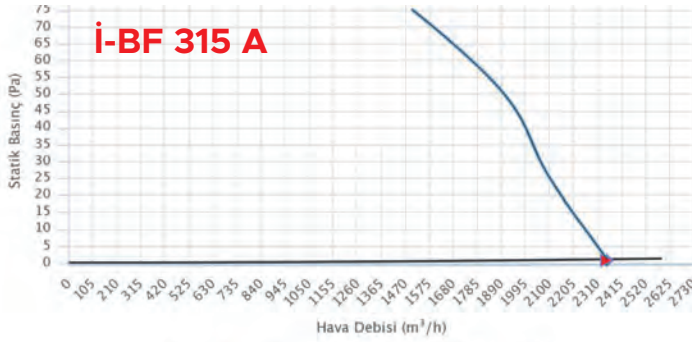


Aksesuarlar

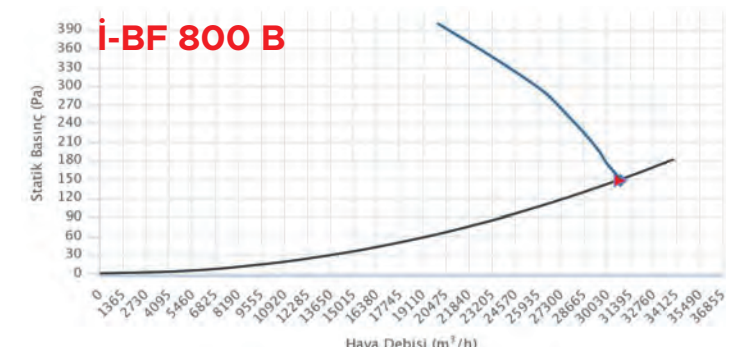
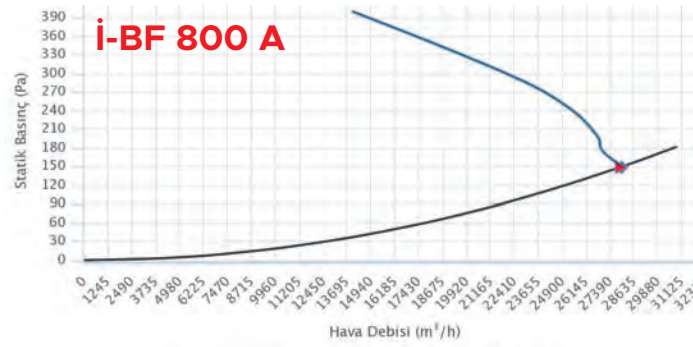
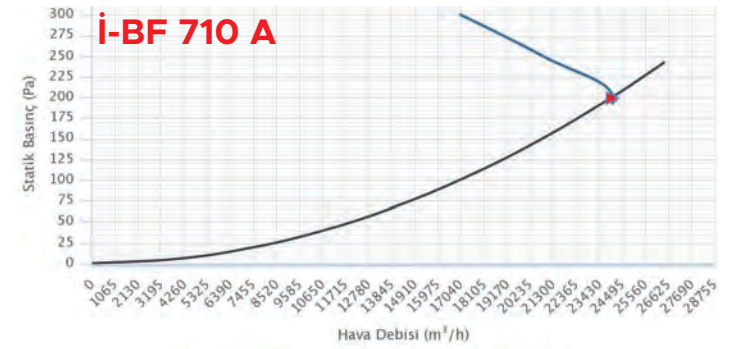
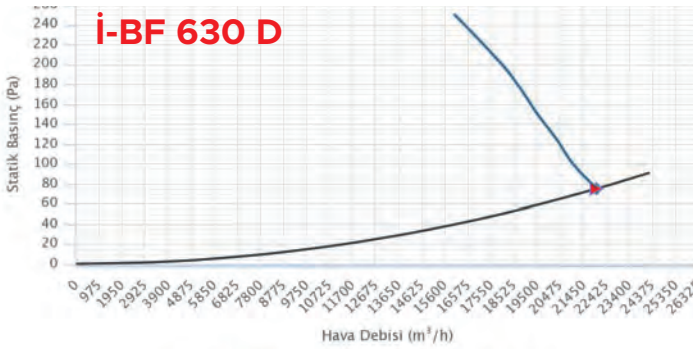
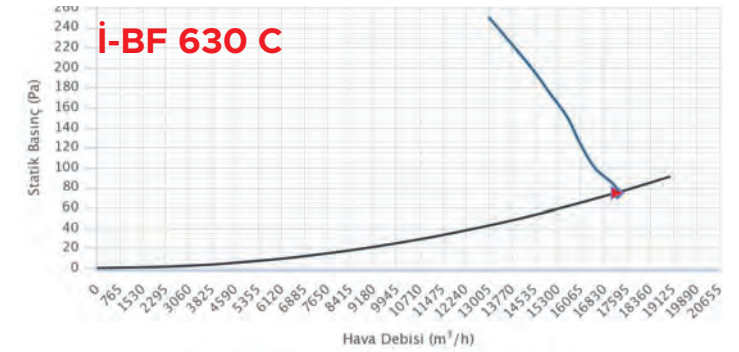
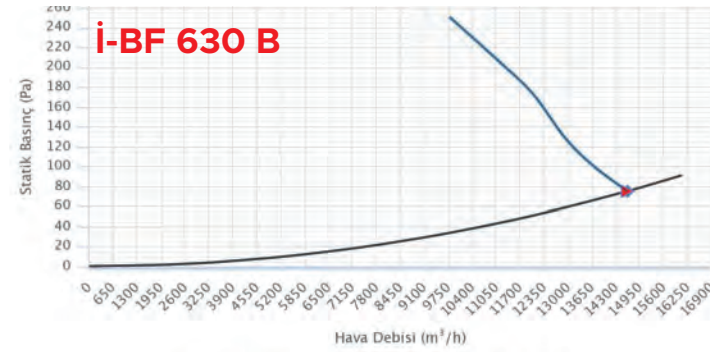
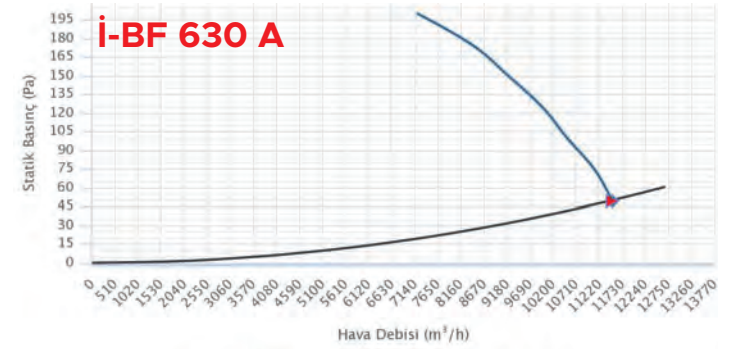
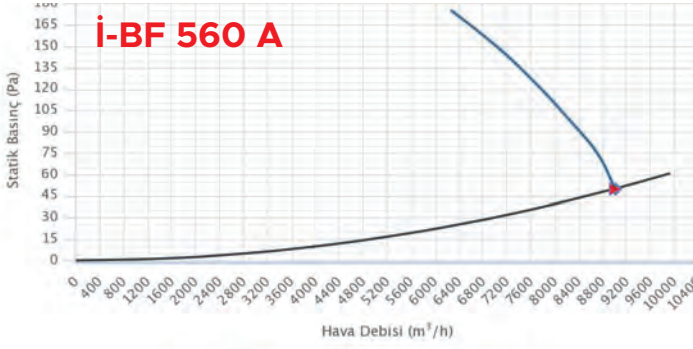
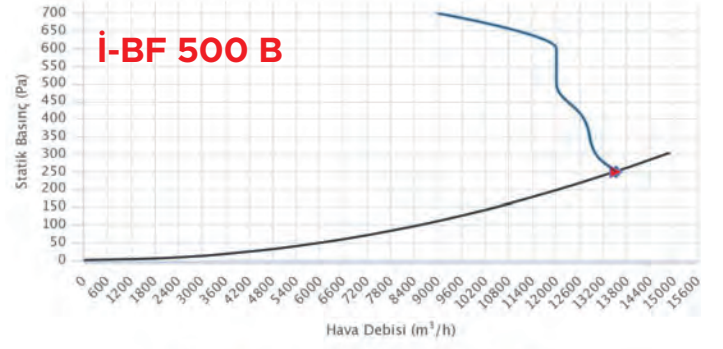
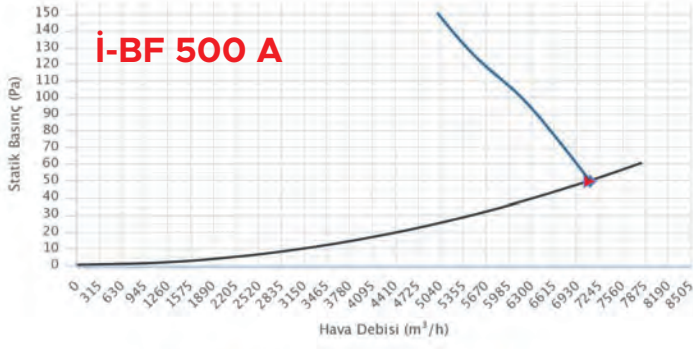


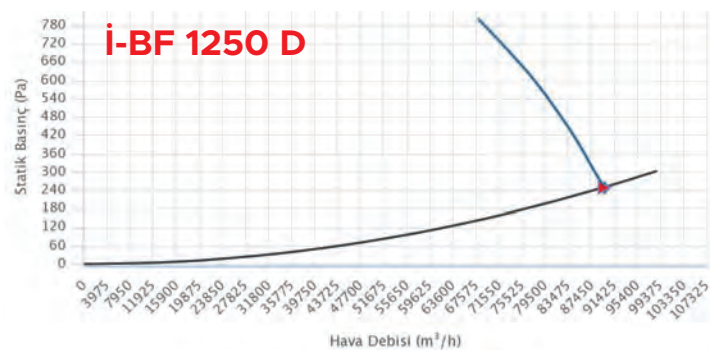
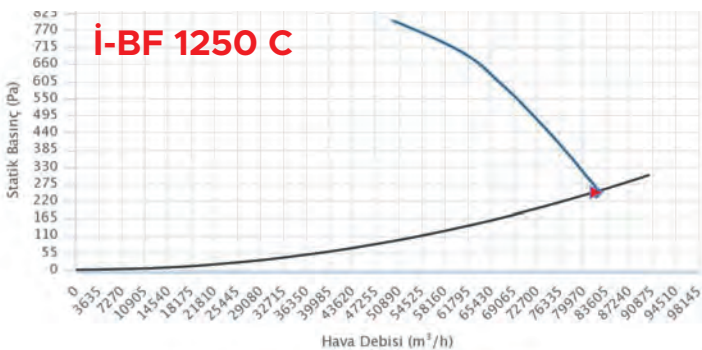
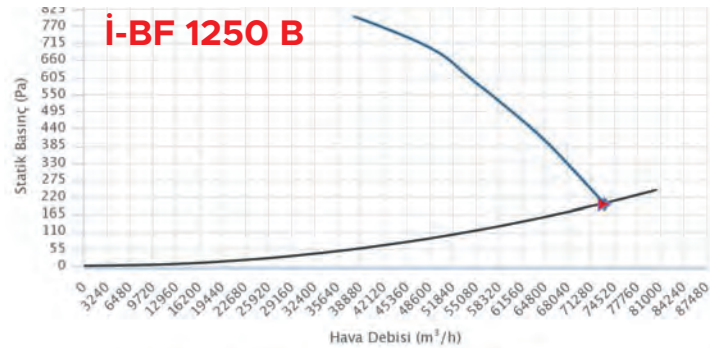
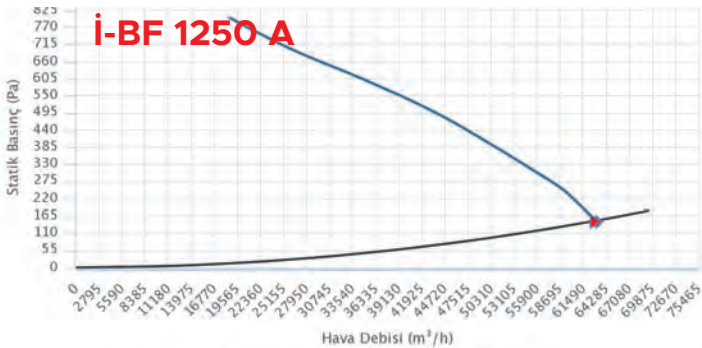
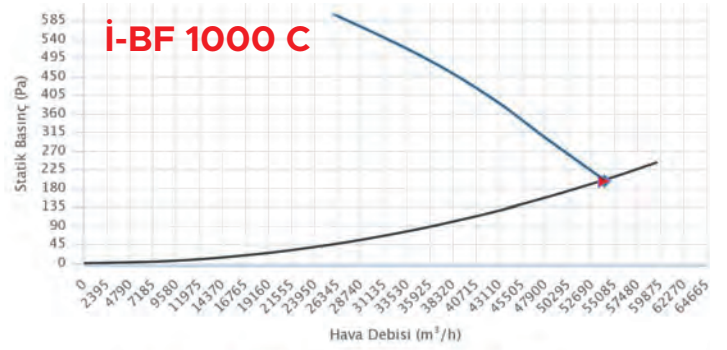
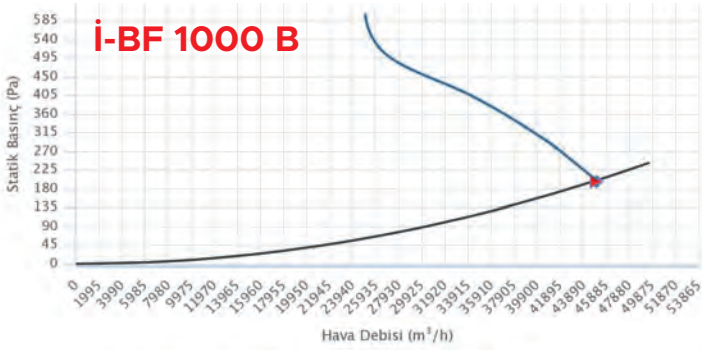
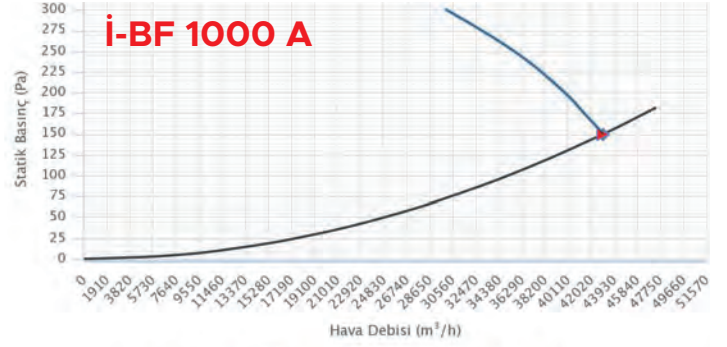
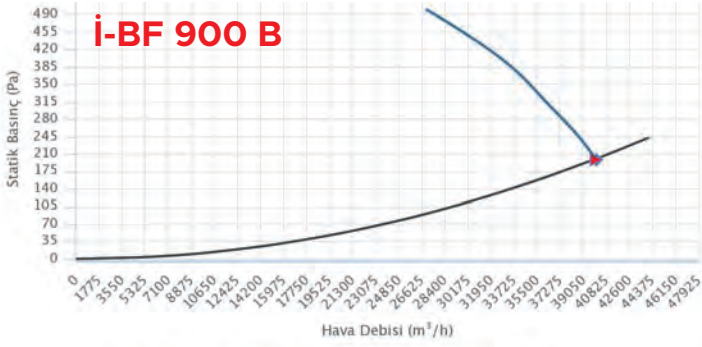
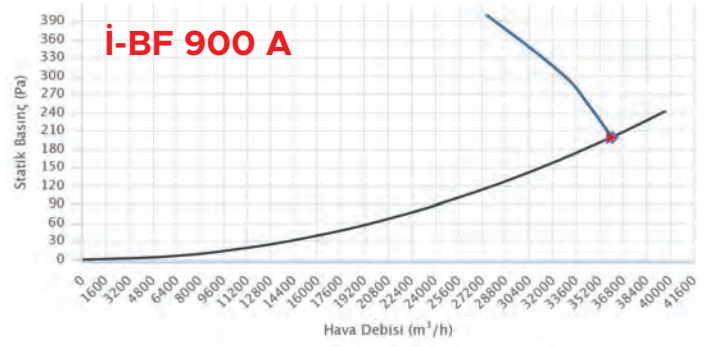
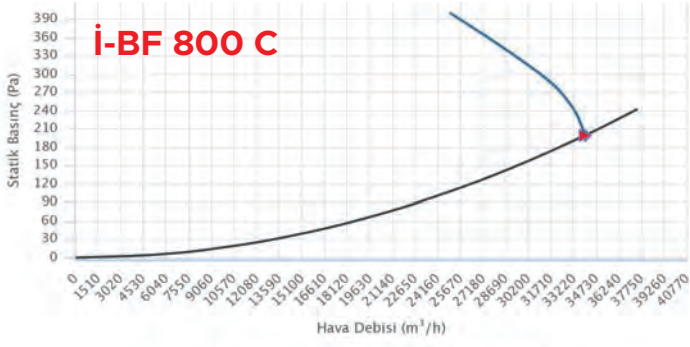
- *İ-FI-GMT** : FREKANS SÜRÜCÜ GMT ***İ-DPS.02** : BASINÇ SENSÖRÜ ***İ-ON-OFF-1** : ON-OFF SWITCH ***İ-GP** : GÜÇ PANOSU ***İ-I.02** : YAYLI İZOLATÖR ***İ-I.01** : TİTREŞİM TAKOZU ***İ-KFLN** : KARŞI FLANŞ
***İ-YKTS** : YUVARLAK KANAL TİPİ SUSTURUCU ***İ-YBDD** : YUVARLAK BACK DRAFT DAMPER ***İ-TK** : TEL KAFES ***İ-EB** : ESNEK BAĞLANTI ***İ-EB** : ESNEK BAĞLANTI ***İ-MA** : MONTAJ AYAĞI ***İ-GK** : GİRİŞ KONISI
***İ-MH** : MONTAJ HALKASI ***İ-ÇB** : ÇIKIŞ BAŞLIĞI ***İ-MB** : MONTAJ BRAKETİ

Performans Eğrileri



Performans Eğrileri





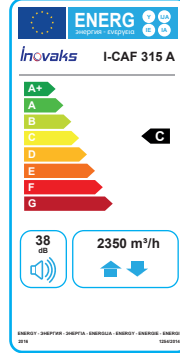
i-CAF

Çatı Tipi Aksiyel Basınçlandırma Fanı

Inovaks



Genel Özellikler

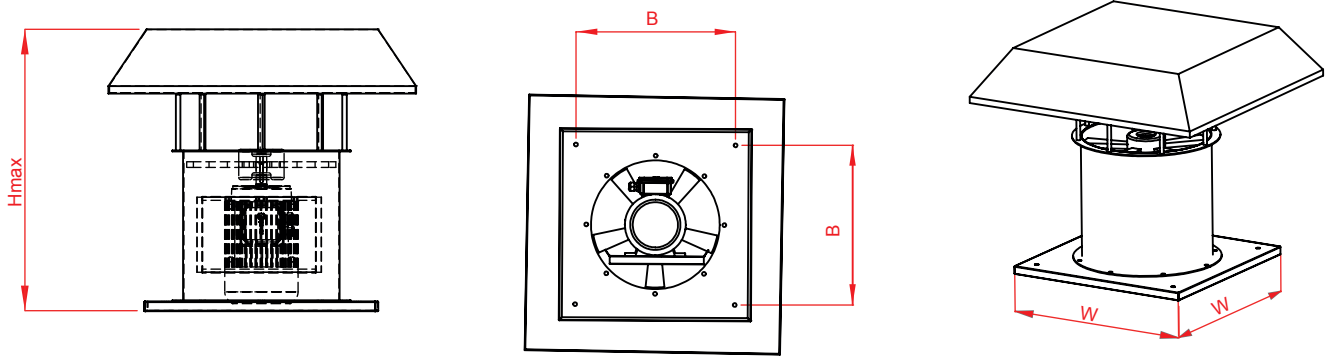


- Hız ayarı (opsiyonel)
- Waterproof özelliği
- Düşük ses seviyesi
- Düşük enerji tüketimi
- Galvaniz çelik sac kasa
- Plastik pervane
- IP55 motor koruma sınıfı
- Özel dizayn kanat yapısı
- Elektrostatik toz fırın boyası
- Min/Max Ortam sıcaklığı -35/120°C
- Kolay kurulum ve montaj
- Sızdırmaz buat kapağı
- Koruyucu tel kafes (opsiyonel)
- Karşı flanş (opsiyonel)
- Titreşim takozu (opsiyonel)
- Esnek bağlantı (opsiyonel)
- Susturucu (opsiyonel)



Teknik Özellikler

MODELLER	DEBİ (m³/h)	GÜÇ (kW)	VOLTAJ (V)	AKIM (A)	HIZ (rpm)	FREKANS (Hz)	SES (dB)	AĞIRLIK (kg)	IP SINIFI	ÇALIŞMA SICAKLIĞI (°C)	KABLO KESİTİ
i-CAF 315 A	2350	0,18	380	0,58	1450	50	38	24	IP55	-35 / 120 °C	4 X 2,5
i-CAF 355 A	3100	0,18	380	0,58	1450	50	41	31	IP55	-35 / 120 °C	4 X 2,5
i-CAF 400 A	5000	0,25	380	0,81	1450	50	44	34	IP55	-35 / 120 °C	4 X 2,5
i-CAF 450 A	6600	0,37	380	1,20	1450	50	47	46	IP55	-35 / 120 °C	4 X 2,5
i-CAF 500 A	8000	0,55	380	1,60	1450	50	50	55	IP55	-35 / 120 °C	4 X 2,5
i-CAF 560 A	11000	0,55	380	1,60	1450	50	53	62	IP55	-35 / 120 °C	4 X 2,5
i-CAF 630 A	13200	0,75	380	2,10	1450	50	56	74	IP55	-35 / 120 °C	4 X 2,5
i-CAF 630 B	17500	1,50	380	3,60	1450	50	59	75	IP55	-35 / 120 °C	4 X 2,5
i-CAF 630 C	19800	2,20	380	5,30	1450	50	62	76	IP55	-35 / 120 °C	4 X 2,5
i-CAF 630 D	22000	3,00	380	6,60	1450	50	65	77	IP55	-35 / 120 °C	4 X 2,5
i-CAF 315 B	4500	0,55	380	1,30	2850	50	68	25	IP55	-35 / 120 °C	4 X 2,5
i-CAF 355 B	6100	1,10	380	2,50	2850	50	71	32	IP55	-35 / 120 °C	4 X 2,5
i-CAF 400 B	10000	1,50	380	3,45	2850	50	74	35	IP55	-35 / 120 °C	4 X 2,5
i-CAF 450 B	14100	3,00	380	6,50	2850	50	77	47	IP55	-35 / 120 °C	4 X 2,5
i-CAF 500 B	17800	3,00	380	6,50	2850	50	80	56	IP55	-35 / 120 °C	4 X 2,5
i-CAF 710 A	27000	4,00	380	8,70	1450	50	83	87	IP55	-35 / 120 °C	4 X 2,5
i-CAF 800 A	35000	4,00	380	8,70	1450	50	86	99	IP55	-35 / 120 °C	4 X 2,5
i-CAF 800 B	37000	5,50	380	11,80	1450	50	89	100	IP55	-35 / 120 °C	3 X 2,5 / 4 X 2,5
i-CAF 800 C	42000	7,50	380	15,80	1450	50	92	102	IP55	-35 / 120 °C	4 X 4 / 3 X 4
i-CAF 900 A	44000	5,50	380	11,80	1450	50	95	114	IP55	-35 / 120 °C	3 X 2,5 / 4 X 2,5
i-CAF 900 B	47000	7,50	380	15,80	1450	50	98	116	IP55	-35 / 120 °C	4 X 4 / 3 X 4
i-CAF 1000 A	52000	5,50	380	11,80	1450	50	101	126	IP55	-35 / 120 °C	3 X 2,5 / 4 X 2,5
i-CAF 1000 B	58000	7,50	380	15,80	1450	50	104	127	IP55	-35 / 120 °C	4 X 4 / 3 X 4
i-CAF 1000 C	65000	11,00	380	22,50	1450	50	107	129	IP55	-35 / 120 °C	3 X 6 / 4 X 6
i-CAF 1250 A	73000	11,00	380	22,50	1450	50	110	155	IP55	-35 / 120 °C	3 X 6 / 4 X 6
i-CAF 1250 B	80000	15,00	380	30,00	1450	50	113	157	IP55	-35 / 120 °C	3 X 6 / 4 X 6
i-CAF 1250 C	105000	22,00	380	42,00	1450	50	116	159	IP55	-35 / 120 °C	3 X 10 / 4 X 10
i-CAF 1250 D	120000	30,00	380	57,00	1450	50	119	161	IP55	-35 / 120 °C	3 X 16 / 4 X 16



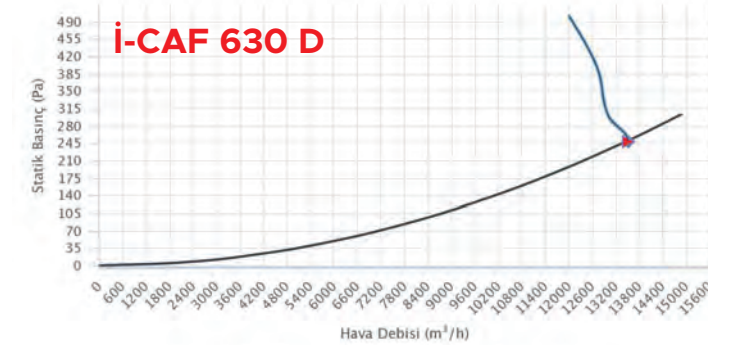
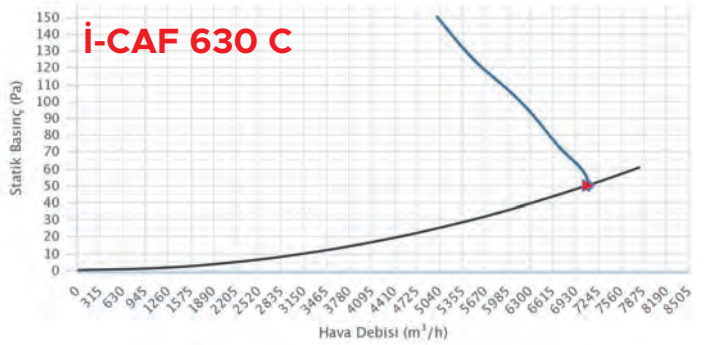
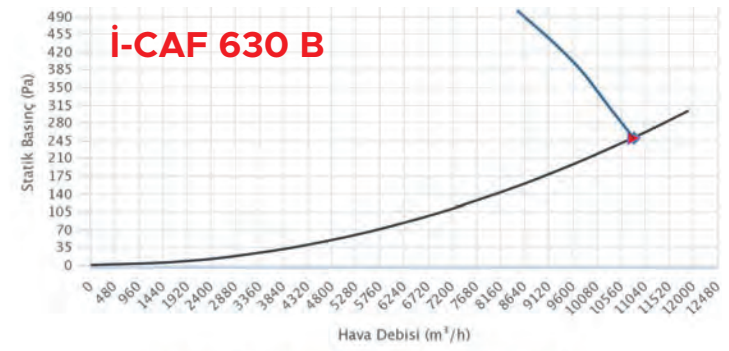
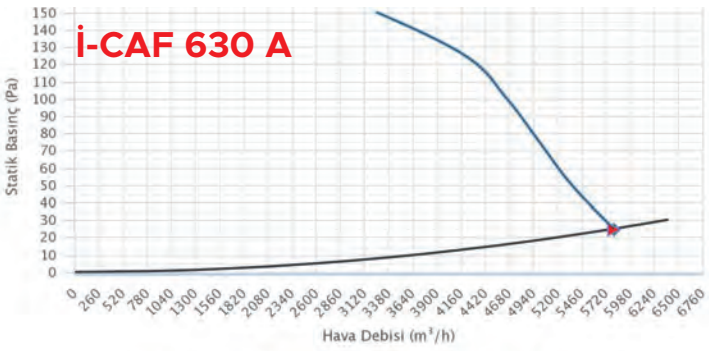
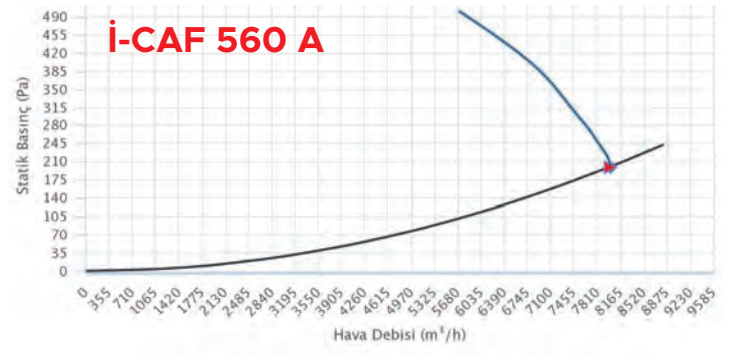
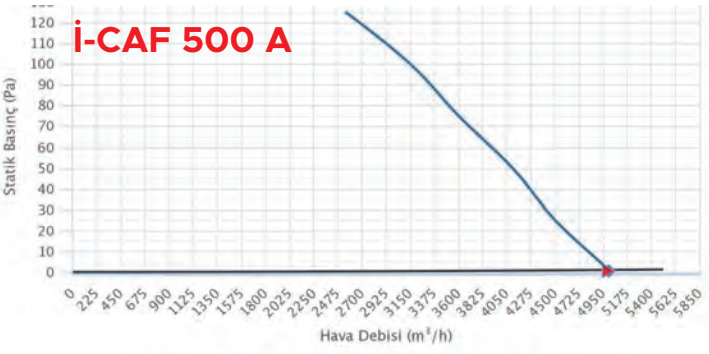
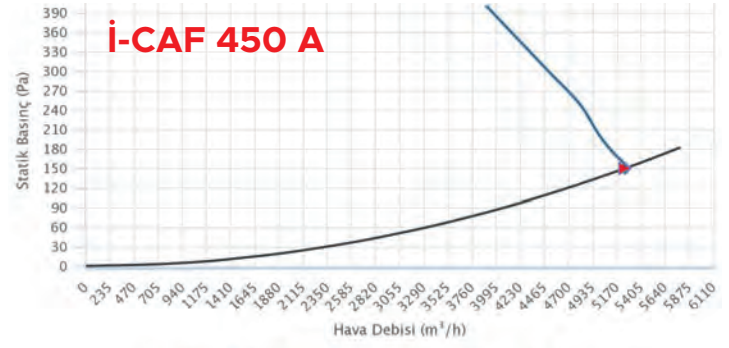
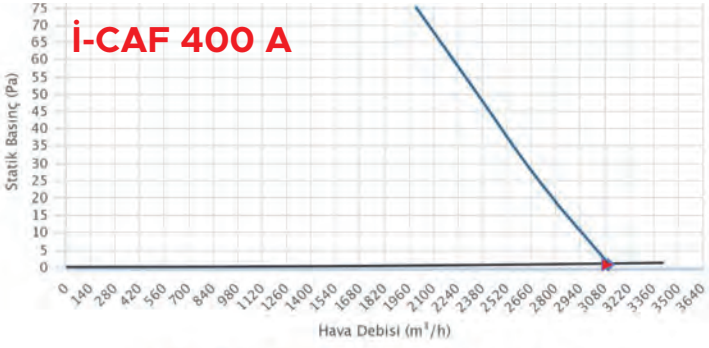
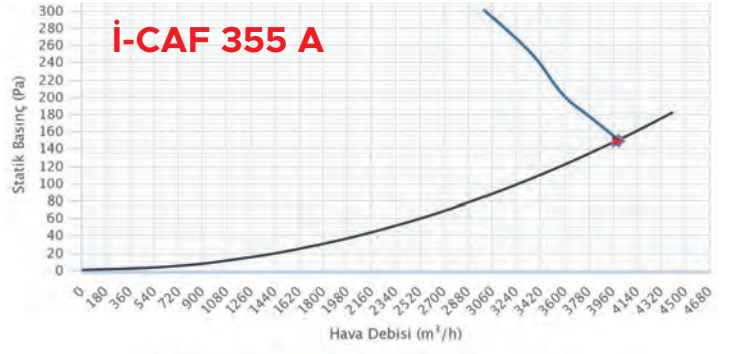
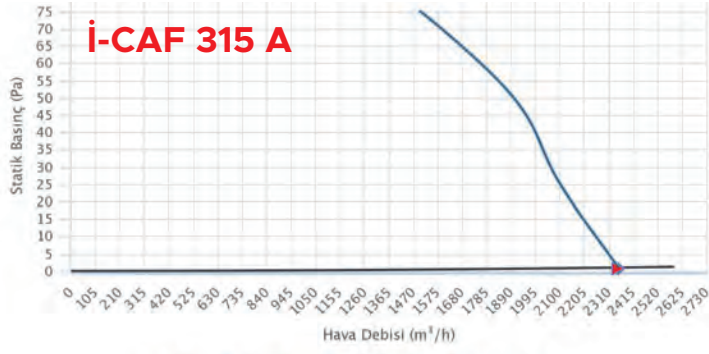
Ölçüler

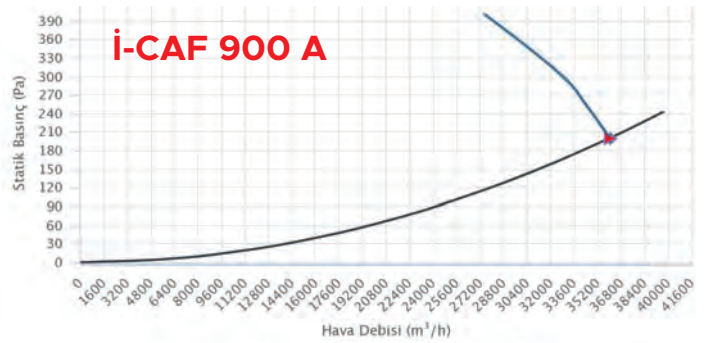
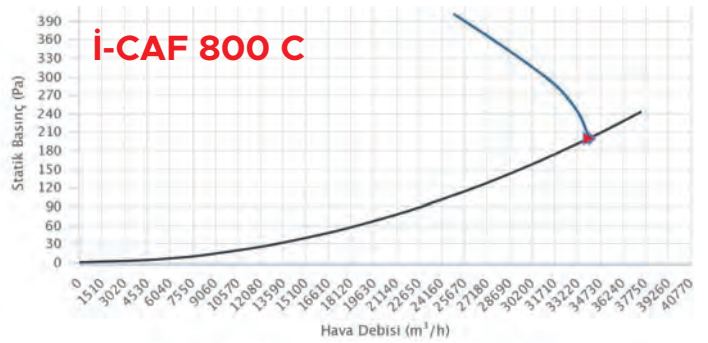
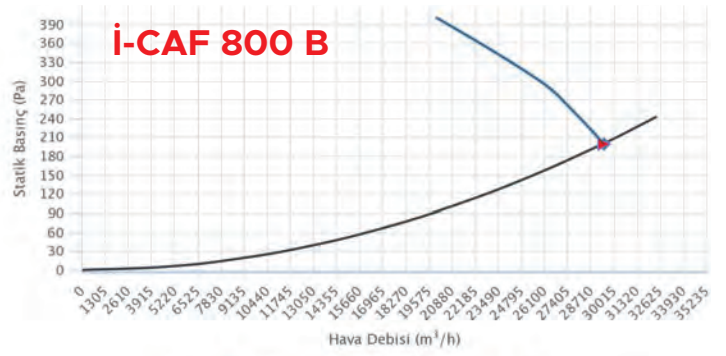
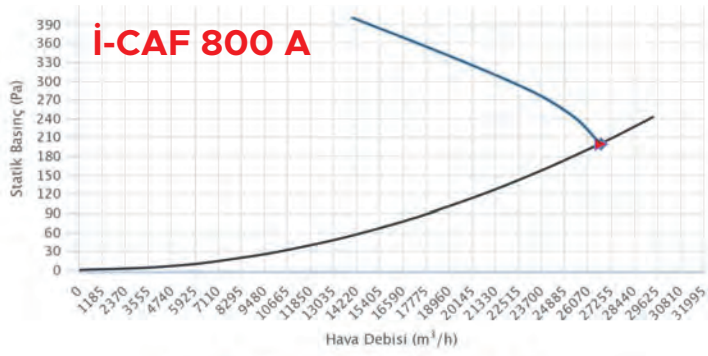
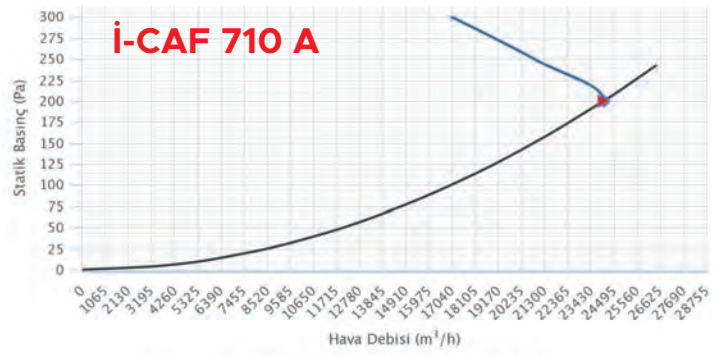
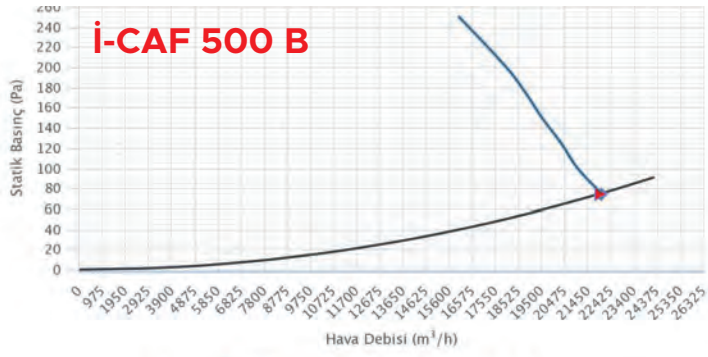
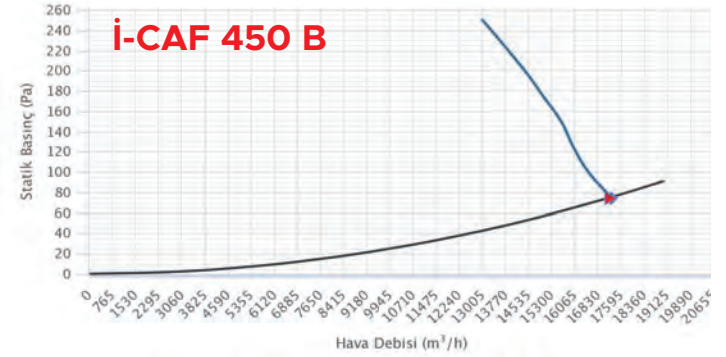
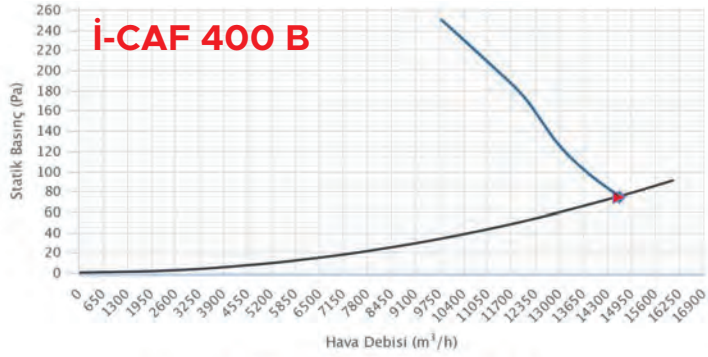
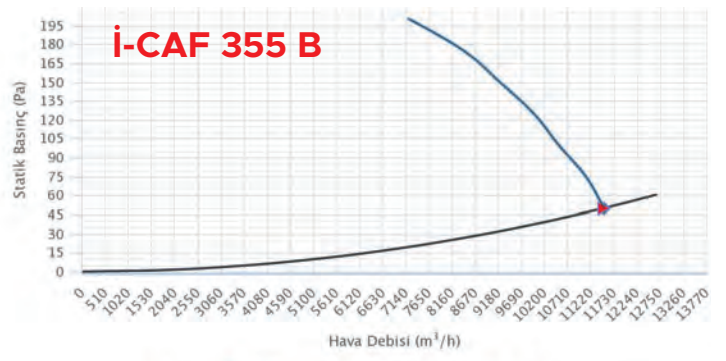
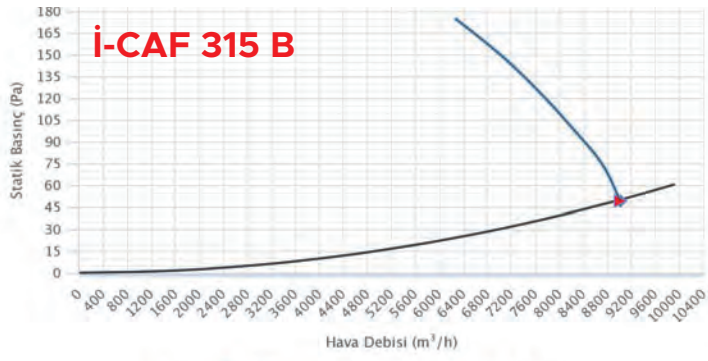
MODELLER	B (mm)	D (mm)	H (mm)	W (mm)
İ-CAF 315 A	415	315	640	515
İ-CAF 355 A	455	355	640	555
İ-CAF 400 A	500	400	640	600
İ-CAF 450 A	550	450	690	650
İ-CAF 500 A	600	500	690	700
İ-CAF 560 A	660	560	770	760
İ-CAF 630 A	730	630	770	830
İ-CAF 630 B	730	630	770	830
İ-CAF 630 C	730	630	770	830
İ-CAF 630 D	730	630	770	830
İ-CAF 315 B	415	315	640	515
İ-CAF 355 B	455	355	640	555
İ-CAF 400 B	500	400	640	600
İ-CAF 450 B	550	450	690	650
İ-CAF 500 B	600	500	690	700
İ-CAF 710 A	810	710	890	910
İ-CAF 800 A	900	800	970	1000
İ-CAF 800 B	900	800	970	1000
İ-CAF 800 C	900	800	970	1000
İ-CAF 900 A	810	710	890	910
İ-CAF 900 B	810	710	890	910
İ-CAF 1000 A	1100	1000	1100	1200
İ-CAF 1000 B	1100	1000	1100	1200
İ-CAF 1000 C	1350	1000	1100	1200
İ-CAF 1250 A	1350	1250	1210	1450
İ-CAF 1250 B	1350	1250	1210	1450
İ-CAF 1250 C	1350	1250	1210	1450
İ-CAF 1250 D	1350	1250	1210	1450


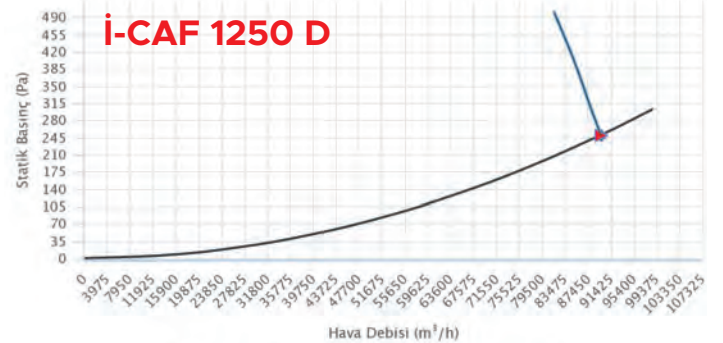
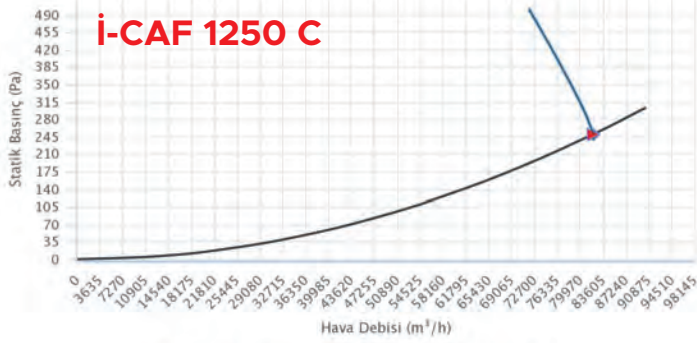
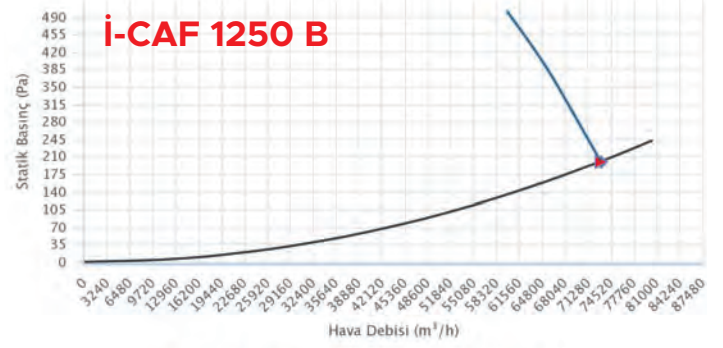
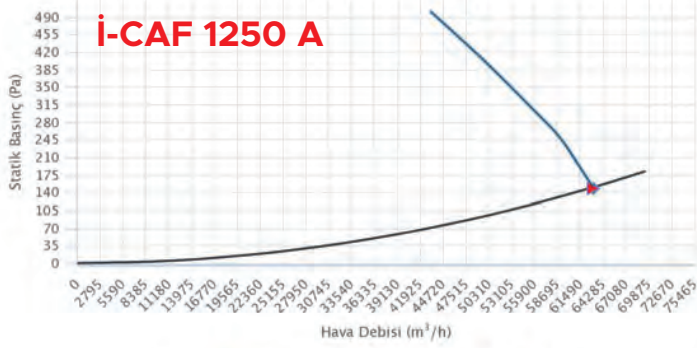
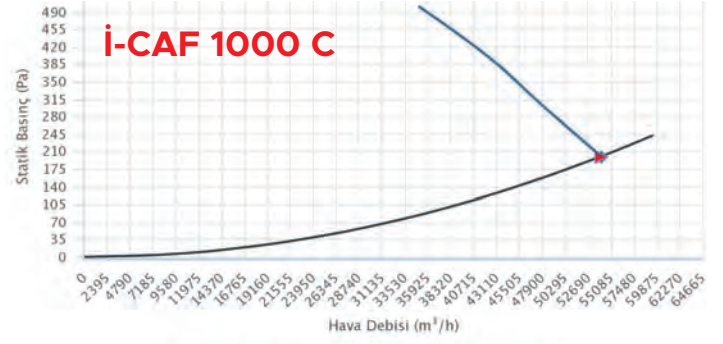
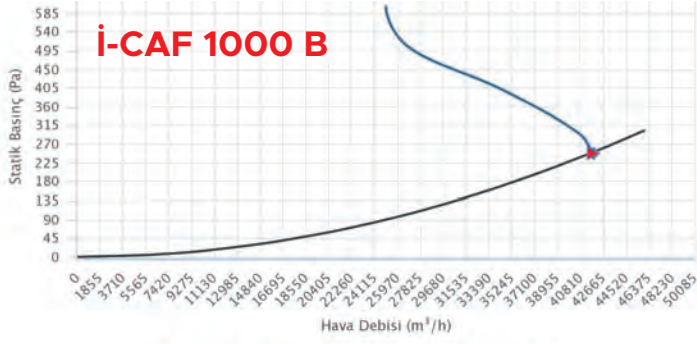
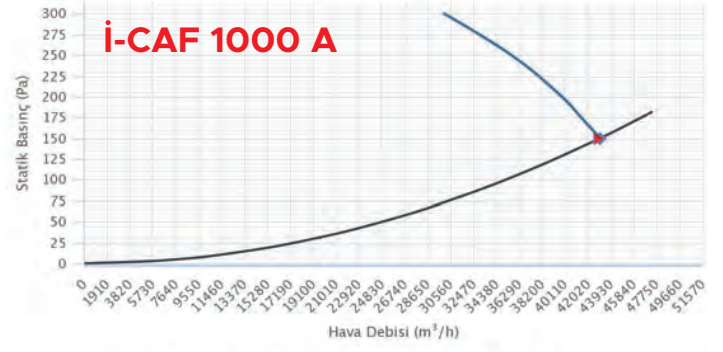
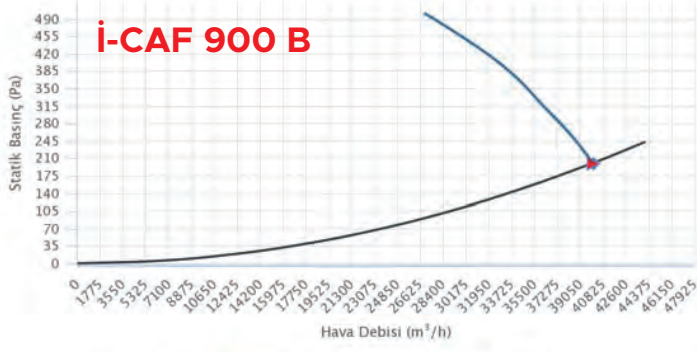
Aksesuarlar



* İ-FI-GMT : FREKANS SÜRÜCÜ GMT * İ-I.01 : TITREŞİM TAKOZU * İ-I.02 : YAYLI İZOLATÖR * İ-ON-OFF-1 : ON-OFF SWITCH * İ-GP : GÜÇ PANOSU
 * İ-KFLN : KARŞI FLANŞ * İ-YKTS : YUVARLAK KANAL TİPİ SUSTURUCU * İ-DPS.02 : BASINÇ SENSÖRÜ * İ-YBDD : YUVARLAK BACK DRAFT DAMPER
 * İ-EB : ESNEK BAĞLANTI







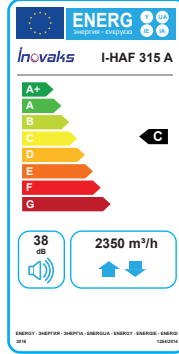
İ-HAF

Hücreli Aksiyel
Basınçlandırma Fanı

Inovaks



Genel Özellikler



- Hız ayarı (opsiyonel)
- Düşük ses seviyesi
- Düşük enerji tüketimi
- IP55 motor koruma sınıfı
- Çift cidarlı panel yapısı
- Plastik pervane
- Özel dizayn kanat yapısı
- Elektrostatik toz fırın boyası
- Min/Max Ortam sıcaklığı -35/120°C
- Kolay kurulum ve montaj
- Sızdırmaz buat kapağı
- Koruyucu tel kafes (opsiyonel)
- Karşı flanş (opsiyonel)
- Titreşim takozu (opsiyonel)
- Esnek bağlantı (opsiyonel)
- Susturucu (opsiyonel)

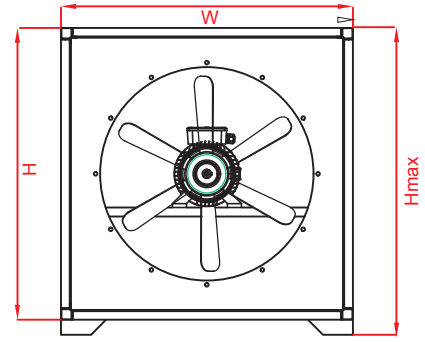
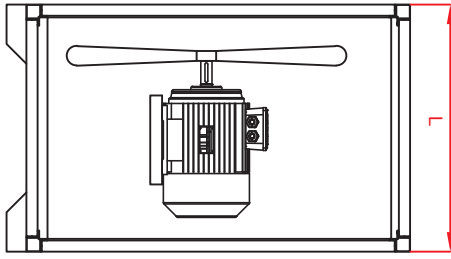


Teknik Özellikler

MODELLER	DEBİ (m³/h)	GÜÇ (kW)	VOLTAJ (V)	AKIM (A)	HIZ (rpm)	FREKANS (Hz)	SES (dB)	AĞIRLIK (kg)	IP SINIFI	ÇALIŞMA SICAKLIĞI (°C)	KABLO KESİTİ
İ-HAF 315 A	2350	0,18	380	0,58	1450	50	38	30	IP55	-35 / 120 °C	4 X 1,5
İ-HAF 355 A	3100	0,18	380	0,58	1450	50	41	41	IP55	-35 / 120 °C	4 X 1,5
İ-HAF 400 A	5000	0,25	380	0,81	1450	50	44	46	IP55	-35 / 120 °C	4 X 1,5
İ-HAF 450 A	6600	0,37	380	1,20	1450	50	47	54	IP55	-35 / 120 °C	4 X 1,5
İ-HAF 500 A	8000	0,55	380	1,60	1450	50	50	60	IP55	-35 / 120 °C	4 X 1,5
İ-HAF 560 A	11000	0,55	380	1,60	1450	50	53	66	IP55	-35 / 120 °C	4 X 1,5
İ-HAF 630 A	13200	0,75	380	2,10	1450	50	56	79	IP55	-35 / 120 °C	4 X 1,5
İ-HAF 630 B	17500	1,50	380	3,60	1450	50	59	81	IP55	-35 / 120 °C	4 X 1,5
İ-HAF 630 C	19800	2,20	380	5,30	1450	50	62	82	IP55	-35 / 120 °C	4 X 1,5
İ-HAF 630 D	22000	3,00	380	6,60	1450	50	65	84	IP55	-35 / 120 °C	4 X 1,5
İ-HAF 315 B	4500	0,55	380	1,30	2850	50	68	31	IP55	-35 / 120 °C	4 X 1,5
İ-HAF 355 B	6100	1,10	380	2,50	2850	50	71	42	IP55	-35 / 120 °C	4 X 1,5
İ-HAF 400 B	10000	1,50	380	3,45	2850	50	74	47	IP55	-35 / 120 °C	4 X 1,5
İ-HAF 450 B	14100	3,00	380	6,50	2850	50	77	56	IP55	-35 / 120 °C	4 X 1,5
İ-HAF 500 B	17800	3,00	380	6,50	2850	50	80	62	IP55	-35 / 120 °C	4 X 1,5
İ-HAF 710 A	27000	4,00	380	8,70	1450	50	83	86	IP55	-35 / 120 °C	4 X 2,5
İ-HAF 800 A	35000	4,00	380	8,70	1450	50	86	102	IP55	-35 / 120 °C	4 X 2,5
İ-HAF 800 B	37000	5,50	380	11,80	1450	50	89	104	IP55	-35 / 120 °C	3 X 2,5 / 4 X 2,5
İ-HAF 800 C	42000	7,50	380	15,80	1450	50	92	105	IP55	-35 / 120 °C	4 X 4 / 3 X 4
İ-HAF 900 A	44000	5,50	380	11,80	1450	50	95	129	IP55	-35 / 120 °C	3 X 2,5 / 4 X 2,5
İ-HAF 900 B	47000	7,50	380	15,80	1450	50	98	131	IP55	-35 / 120 °C	4 X 4 / 3 X 4
İ-HAF 1000 A	52000	5,50	380	11,80	1450	50	101	140	IP55	-35 / 120 °C	3 X 2,5 / 4 X 2,5
İ-HAF 1000 B	58000	7,50	380	15,80	1450	50	104	145	IP55	-35 / 120 °C	4 X 4 / 3 X 4
İ-HAF 1000 C	65000	11,00	380	22,50	1450	50	107	150	IP55	-35 / 120 °C	3 X 6 / 4 X 6
İ-HAF 1250 A	73000	11,00	380	22,50	1450	50	110	177	IP55	-35 / 120 °C	3 X 6 / 4 X 6
İ-HAF 1250 B	80000	15,00	380	30,00	1450	50	113	180	IP55	-35 / 120 °C	3 X 6 / 4 X 6
İ-HAF 1250 C	105000	22,00	380	42,00	1450	50	116	185	IP55	-35 / 120 °C	3 X 10 / 4 X 10
İ-HAF 1250 D	120000	30,00	380	57,00	1450	50	119	190	IP55	-35 / 120 °C	3 X 16 / 4 X 16



Teknik Çizim



Ölçüler

MODELLER	H (mm)	W (mm)	Hmax (mm)	L (mm)
İ-HAF 315 A	595	595	695	460
İ-HAF 355 A	635	635	735	460
İ-HAF 400 A	680	680	780	460
İ-HAF 450 A	730	730	830	510
İ-HAF 500 A	780	780	880	510
İ-HAF 560 A	840	840	940	590
İ-HAF 630 A	910	910	1010	590
İ-HAF 630 B	910	910	1010	590
İ-HAF 630 C	910	910	1010	590
İ-HAF 630 D	910	910	1010	590
İ-HAF 315 B	595	595	695	460
İ-HAF 355 B	635	635	735	460
İ-HAF 400 B	680	680	780	460
İ-HAF 450 B	730	730	830	510
İ-HAF 500 B	780	780	880	510
İ-HAF 710 A	990	990	1090	610
İ-HAF 800 A	1080	1080	1180	710
İ-HAF 800 B	1080	1080	1180	710
İ-HAF 800 C	1080	1080	1180	710
İ-HAF 900 A	1180	1180	1280	710
İ-HAF 900 B	1180	1180	1280	710
İ-HAF 1000 A	1280	1280	1380	825
İ-HAF 1000 B	1280	1280	1380	825
İ-HAF 1000 C	1280	1280	1380	825
İ-HAF 1250 A	1530	1530	1630	930
İ-HAF 1250 B	1530	1530	1630	930
İ-HAF 1250 C	1530	1530	1630	930
İ-HAF 1250 D	1530	1530	1630	930

Aksesuarlar



İ-YKTS



İ-EB



İ-GP




İ-DPS.02



İ-I.02



İ-ON-OFF-1



İ-YBDD

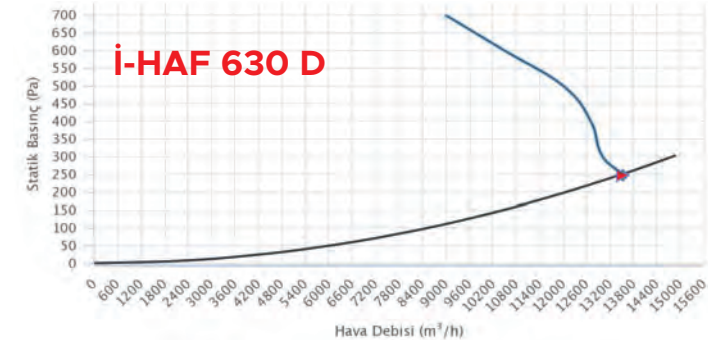
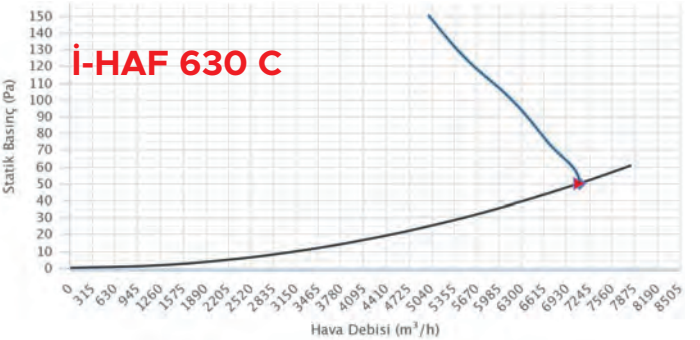
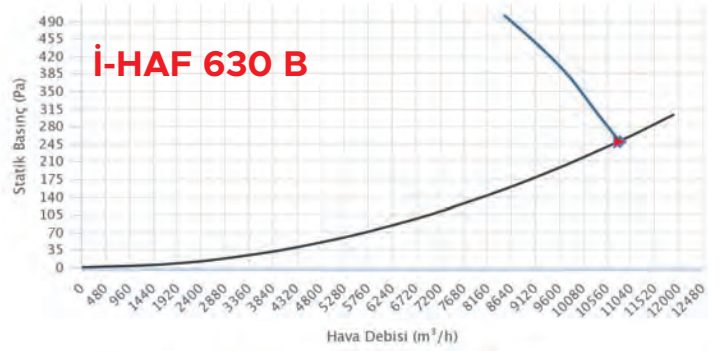
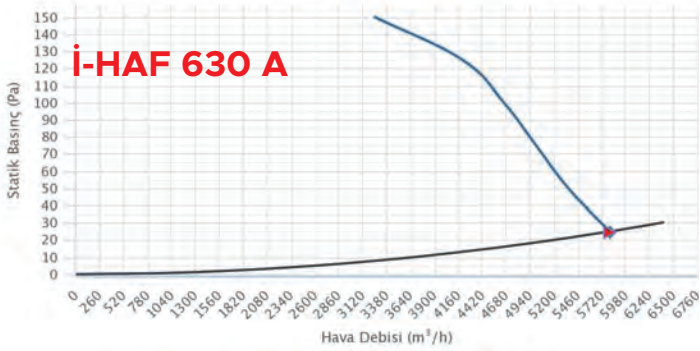
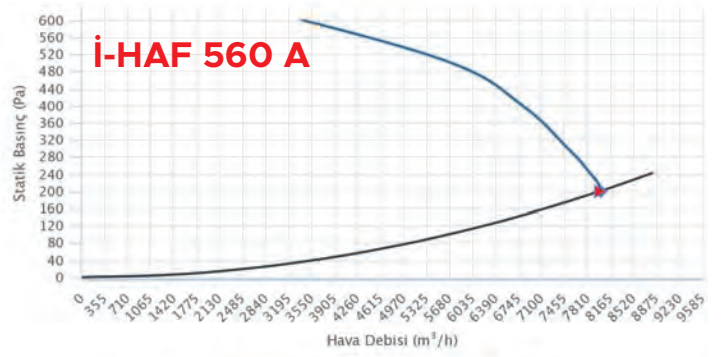
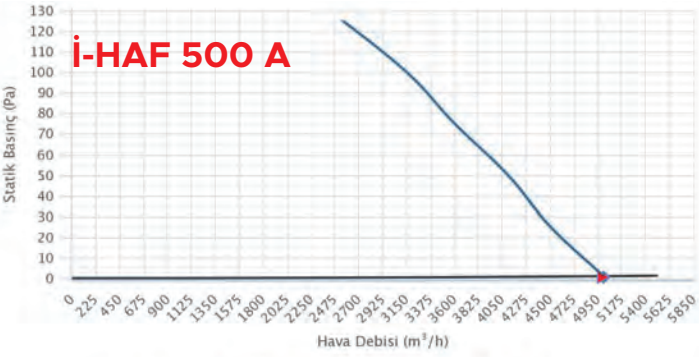
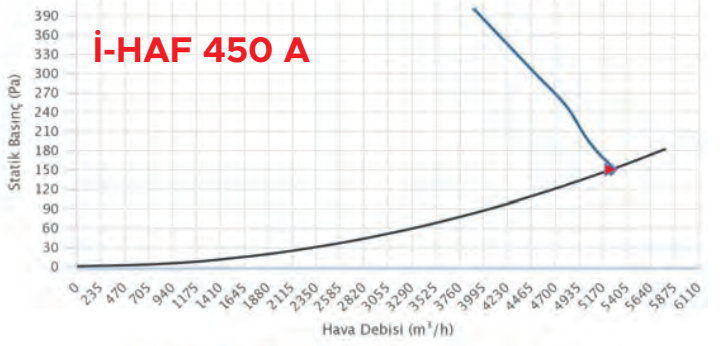
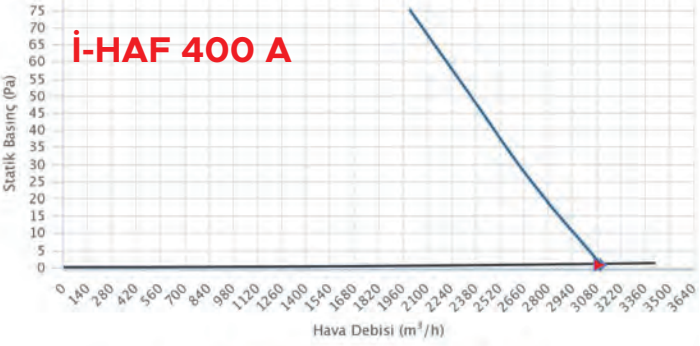
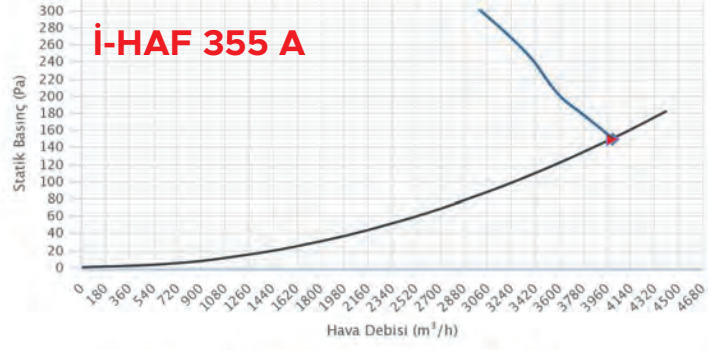
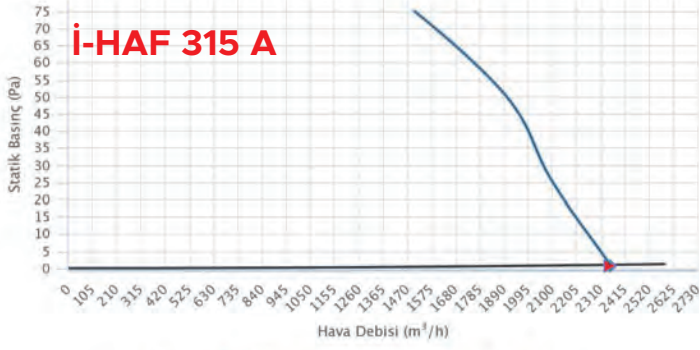


İ-KFLN

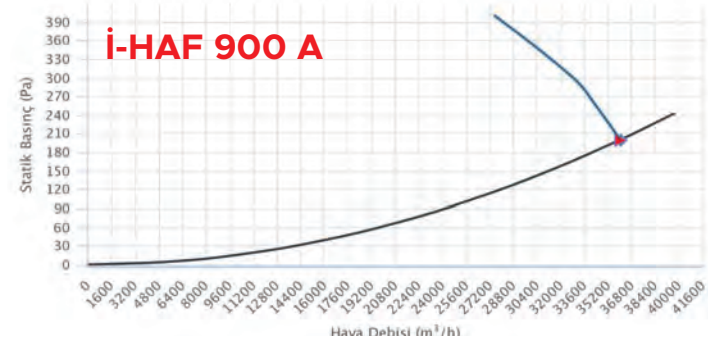
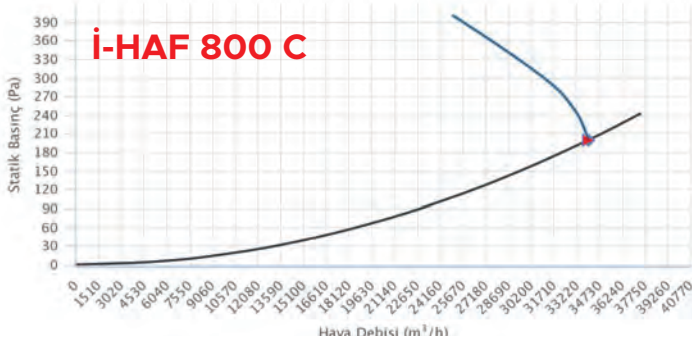
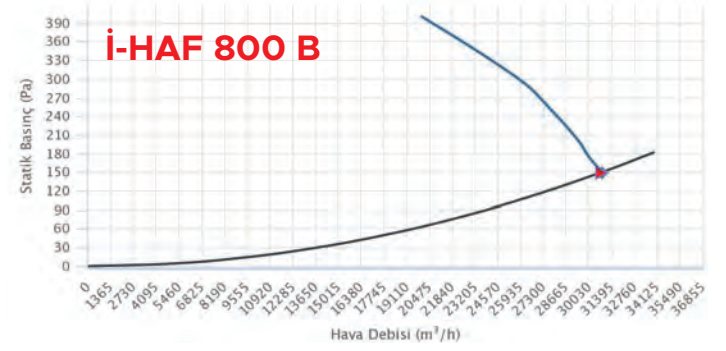
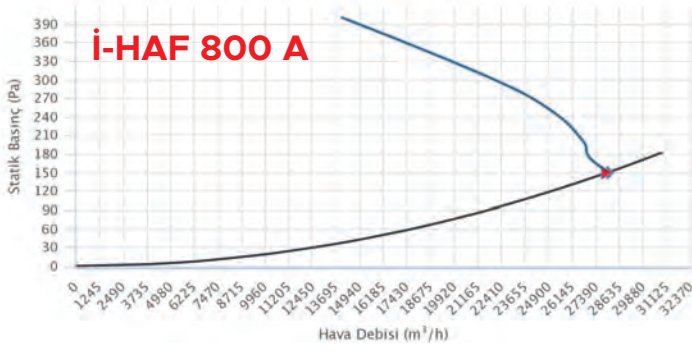
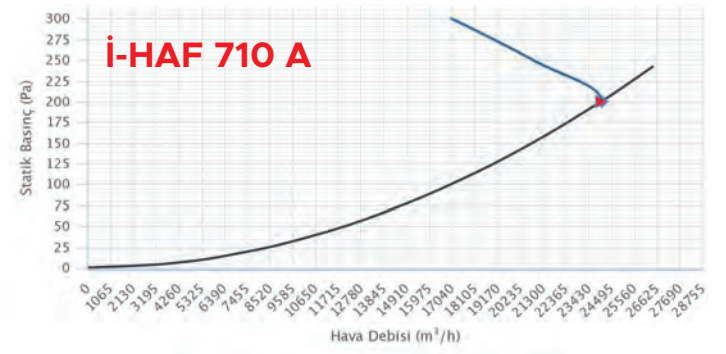
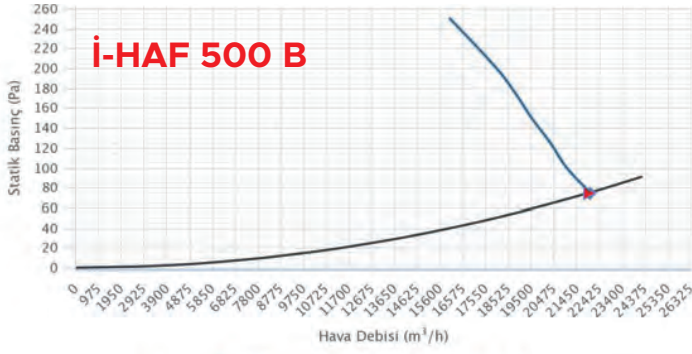
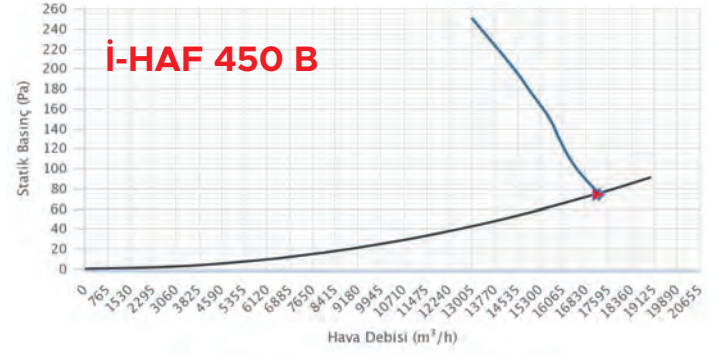
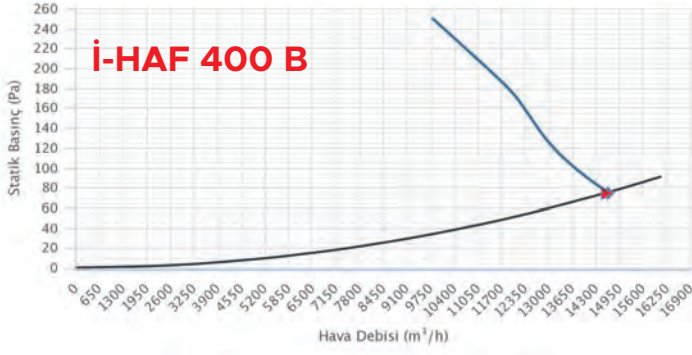
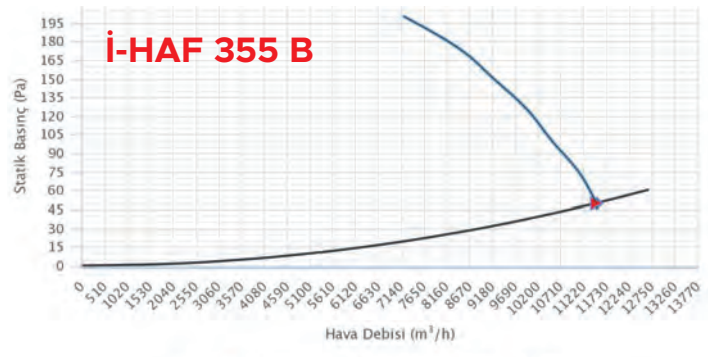
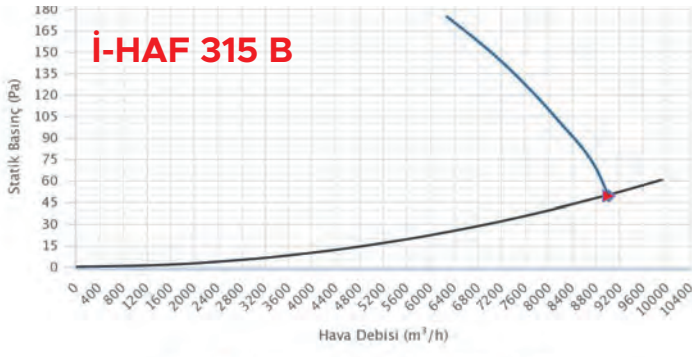


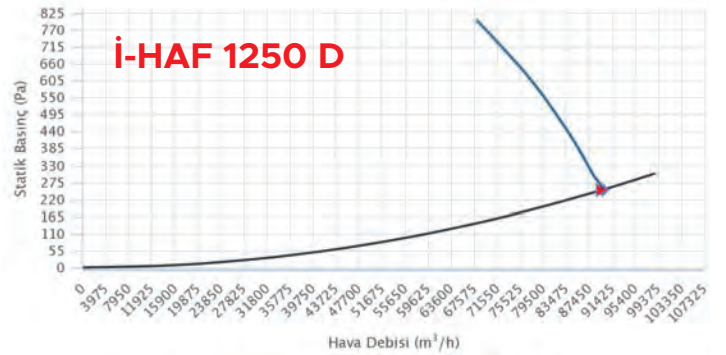
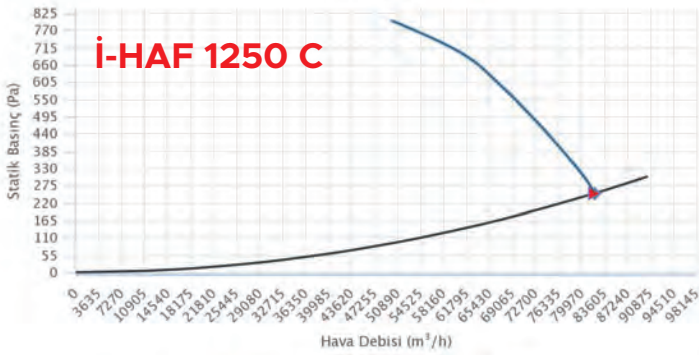
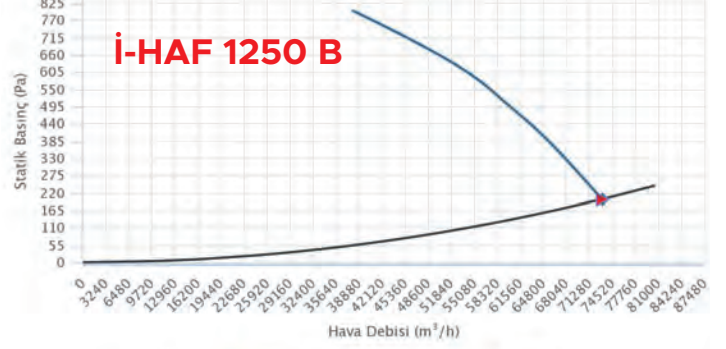
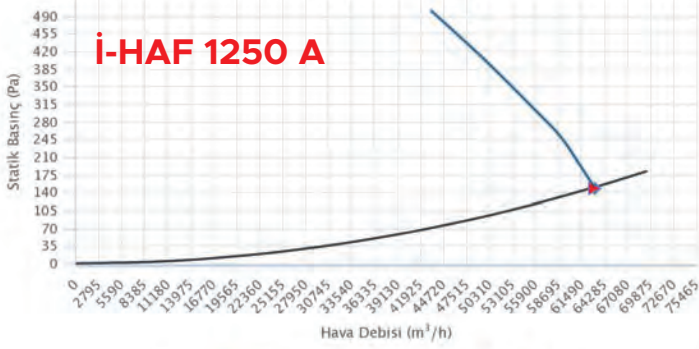
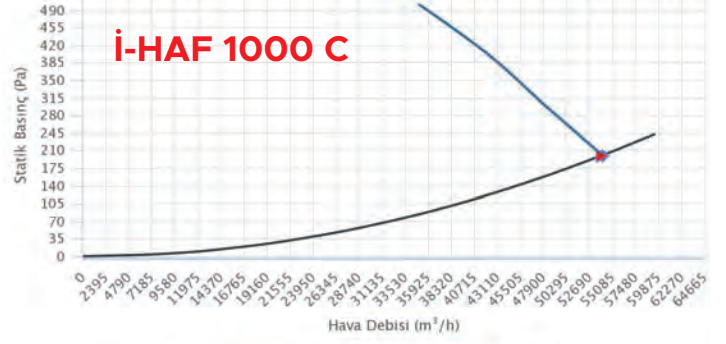
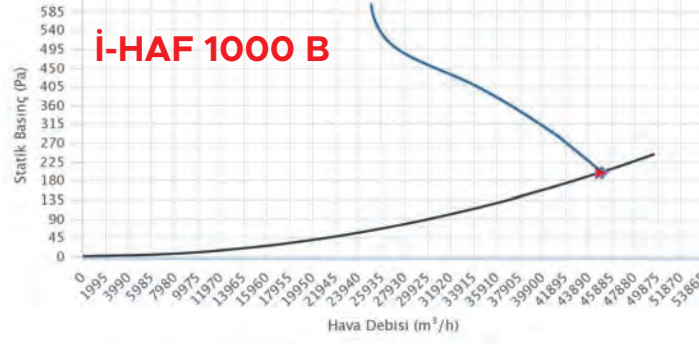
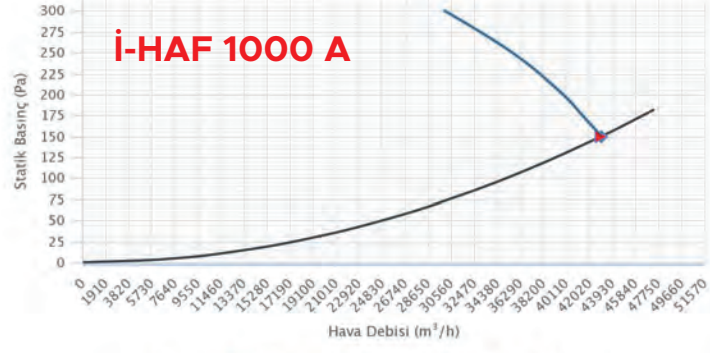
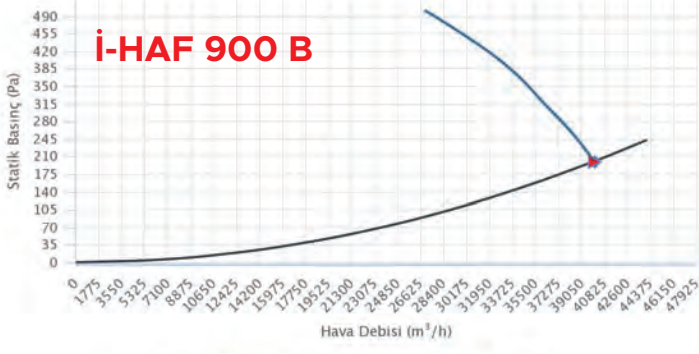
İ-FI-GMT

*İ-YKTS : YUVARLAK KANAL TİPİ SUSTURUCU *İ-EB : ESNEK BAĞLANTI *İ-GP : GÜÇ PANOSU *İ-DPS.02 : BASINÇ SENSÖRÜ *İ-I.02 : YAYLI İZOLATÖR *İ-ON-OFF-1 : ON-OFF SWITCH
*İ-KFLN : KARŞI FLANŞ *İ-FI-GMT : FREKANS SÜRÜCÜ GMT *İ-YBDD : YUVARLAK BACK DRAFT DAMPER



Performans Eğrileri





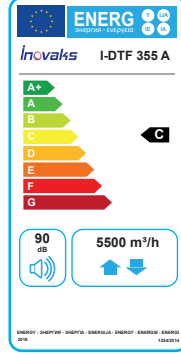
i-DTF

Duman Tahliye
Fanı



Inovaks

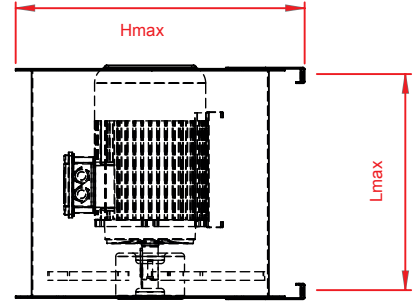
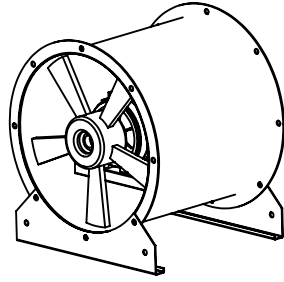
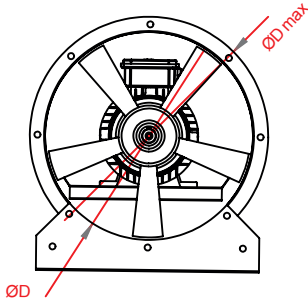
Genel Özellikler



- Hız ayarı (opsiyonel)
- Sızdırmaz buat kapağı
- Düşük ses seviyesi
- Koruyucu tel kafes (opsiyonel)
- Düşük enerji tüketimi
- Karşı flanş (opsiyonel)
- 300°C - 2H / 400°C - 2H
- Titreşim takozu (opsiyonel)
- Galvaniz çelik sac kasa
- Esnek bağlantı (opsiyonel)
- Alüminyum pervane
- Susturucu (opsiyonel)
- Özel dizayn kanat yapısı
- Kolay kurulum ve montaj
- Elektrostatik toz fırın boyası

Teknik Özellikler

MODELLER	DEBİ (m³/h)	GÜÇ (kW)	VOLTAJ (V)	AKIM (A)	HIZ (rpm)	FREKANS (Hz)	SES (dB)	AĞIRLIK (kg)	IP SINIFI	ÇALIŞMA SICAKLIĞI (°C)	KABLO KESİTİ
i-DTF 355 A	5500	0.75	380	1.7	3000	50	90	33	IP55	*300 °C-2H / 400°C-2H	4 X 2,5
i-DTF 355 B	6100	1.1	380	2.3	3000	50	90	34	IP55	*300 °C-2H / 400°C-2H	4 X 2,5
i-DTF 400 A	10000	1.5	380	3.30	3000	50	90	36	IP55	*300 °C-2H / 400°C-2H	4 X 2,5
i-DTF 400 B	11000	2.2	380	4.50	3000	50	90	38	IP55	*300 °C-2H / 400°C-2H	4 X 2,5
i-DTF 450 A	13000	2.2	380	4.50	3000	50	90	45	IP55	*300 °C-2H / 400°C-2H	4 X 2,5
i-DTF 450 B	14100	3	380	5.90	3000	50	91	47	IP55	*300 °C-2H / 400°C-2H	4 X 2,5
i-DTF 500 A	17800	3.00	380	5.90	3000	50	91	51	IP55	*300 °C-2H / 400°C-2H	4 X 2,5
i-DTF 560 A	20000	3.00	380	5.90	3000	50	91	56	IP55	*300 °C-2H / 400°C-2H	4 X 2,5
i-DTF 630 A	22000	3.00	380	6.60	1500	50	92	72	IP55	*300 °C-2H / 400°C-2H	4 X 2,5
i-DTF 630 B	22500	4.00	380	8.40	1500	50	91	74	IP55	*300 °C-2H / 400°C-2H	4 X 2,5
i-DTF 710 A	26000	3	380	6.6	1500	50	93	81	IP55	*300 °C-2H / 400°C-2H	4 X 2,5
i-DTF 710 B	27000	4	380	8.4	1500	50	94	83	IP55	*300 °C-2H / 400°C-2H	4 X 2,5
i-DTF 710 C	31000	5.5	380	11.2	1500	50	95	85	IP55	*300 °C-2H / 400°C-2H	3 X 2,5 / 4 X 2,5
i-DTF 800 A	31800	3	380	6.6	1500	50	96	98	IP55	*300 °C-2H / 400°C-2H	4 X 2,5
i-DTF 800 B	35000	4	380	8.4	1500	50	97	100	IP55	*300 °C-2H / 400°C-2H	4 X 2,5
i-DTF 800 C	37000	5.5	380	11.2	1500	50	95	101	IP55	*300 °C-2H / 400°C-2H	3 X 2,5 / 4 X 2,5
i-DTF 900 A	40500	4	380	8.4	1500	50	95	111	IP55	*300 °C-2H / 400°C-2H	4 X 2,5
i-DTF 900 B	44000	5.5	380	11.2	1500	50	95	113	IP55	*300 °C-2H / 400°C-2H	3 X 2,5 / 4 X 2,5
i-DTF 900 C	47000	7.5	380	15.4	1500	50	96	114	IP55	*300 °C-2H / 400°C-2H	3 X 4 / 4 X 4
i-DTF 1000 A	52000	5.5	380	11.2	1500	50	94	121	IP55	*300 °C-2H / 400°C-2H	3 X 2,5 / 4 X 2,5
i-DTF 1000 B	58000	7.5	380	15.4	1500	50	97	124	IP55	*300 °C-2H / 400°C-2H	3 X 4 / 4 X 4
i-DTF 1000 C	65000	11	380	21.3	1500	50	98	126	IP55	*300 °C-2H / 400°C-2H	3 X 6 / 4 X 6
i-DTF 1000 D	72000	15	380	29.8	1500	50	99	129	IP55	*300 °C-2H / 400°C-2H	3 X 5 / 4 X 6
i-DTF 1250 A	80000	15	380	29.8	1500	50	100	145	IP55	*300 °C-2H / 400°C-2H	3 X 6 / 4 X 6
i-DTF 1250 B	88000	18.5	380	34.5	1500	50	102	148	IP55	*300 °C-2H / 400°C-2H	3 X 10 / 4 X 10
i-DTF 1250 C	105000	22	380	42.5	1500	50	104	150	IP55	*300 °C-2H / 400°C-2H	3 X 10 / 4 X 10
i-DTF 1250 D	120000	30	380	55	1500	50	105	155	IP55	*300 °C-2H / 400°C-2H	3 X 16 / 4 X 16

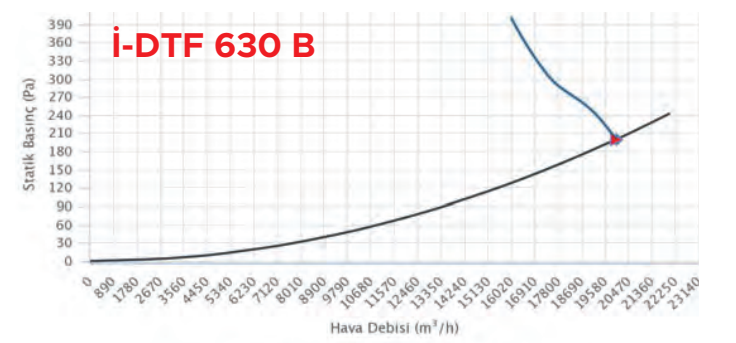
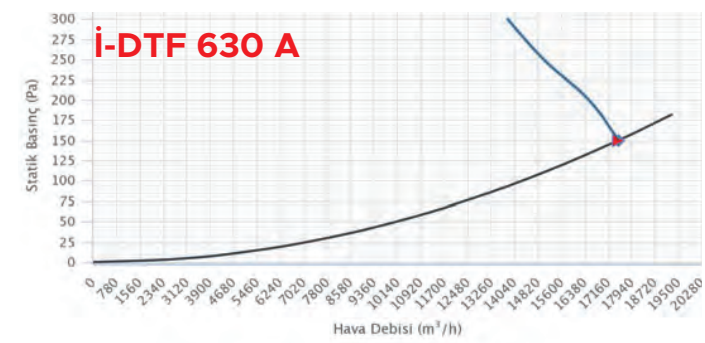
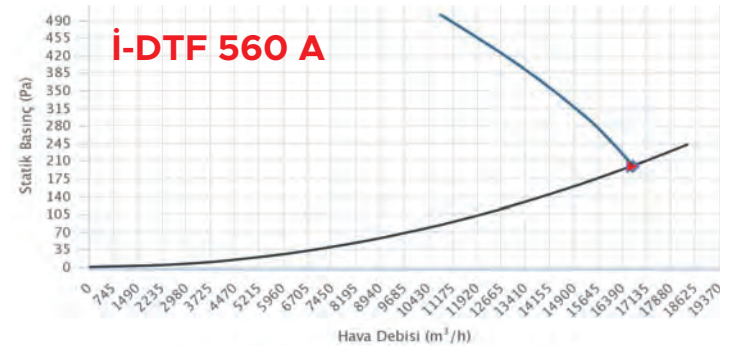
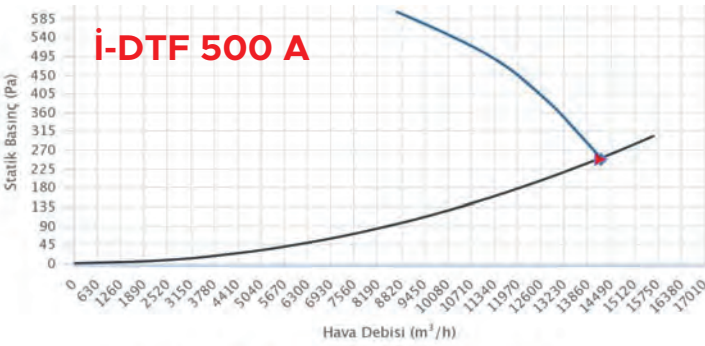
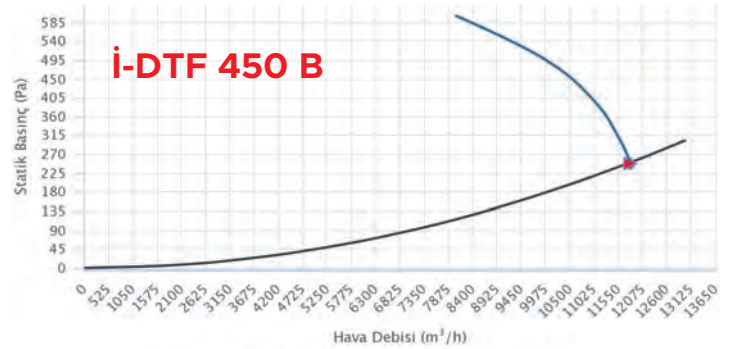
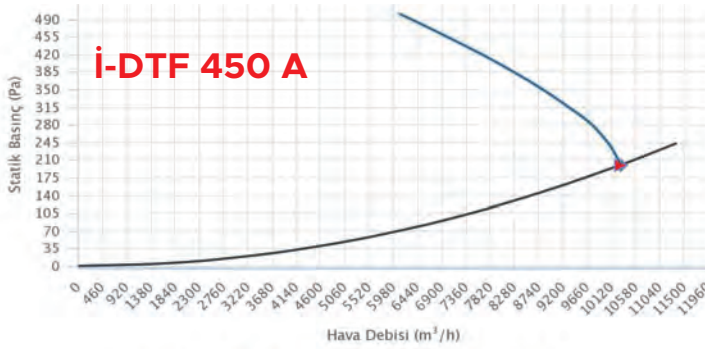
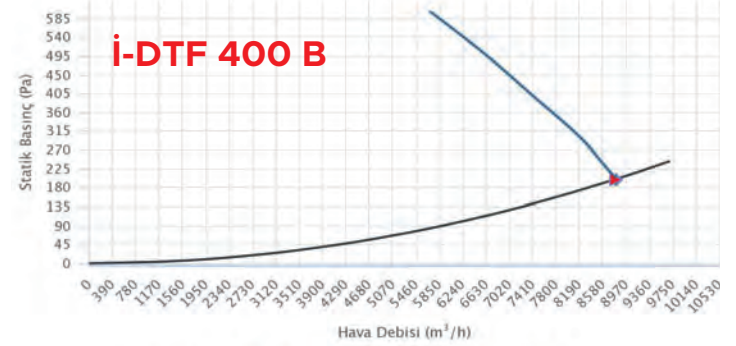
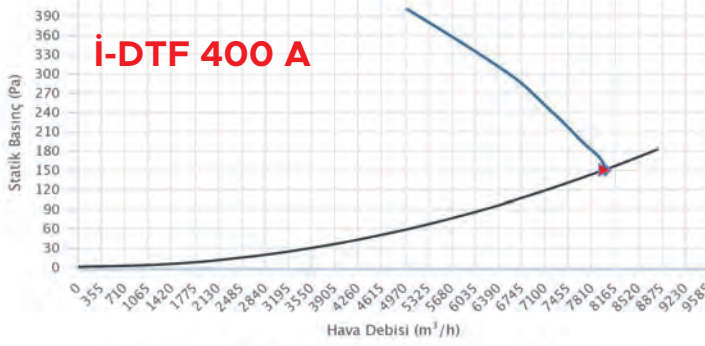
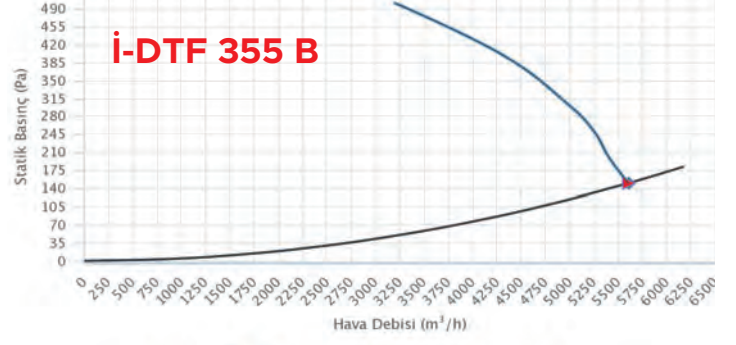
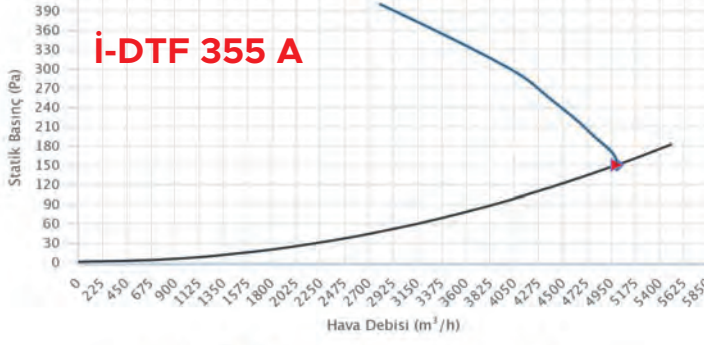


Ölçüler

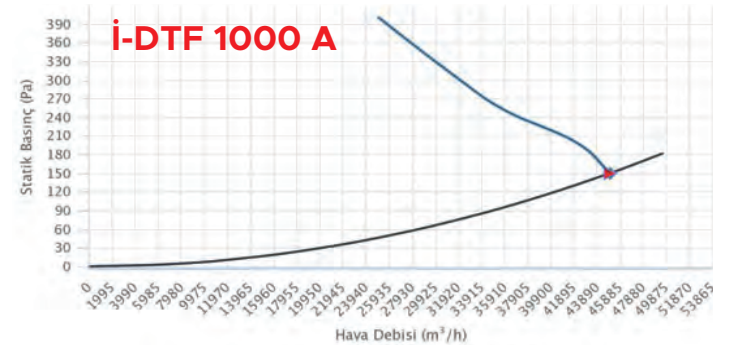
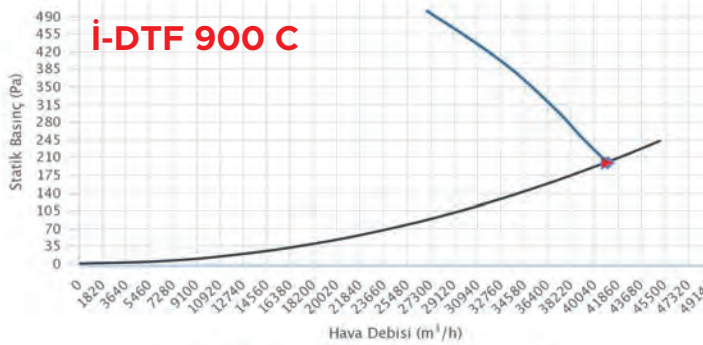
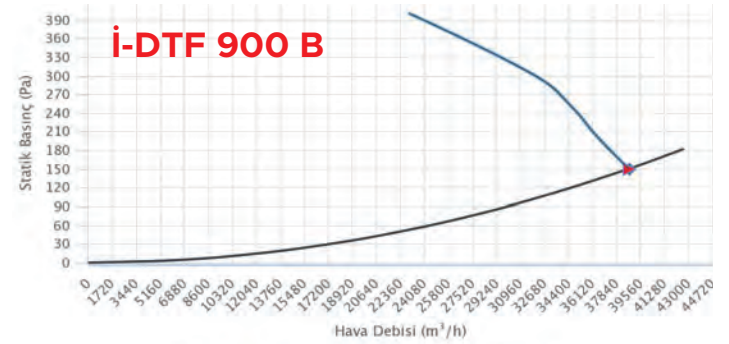
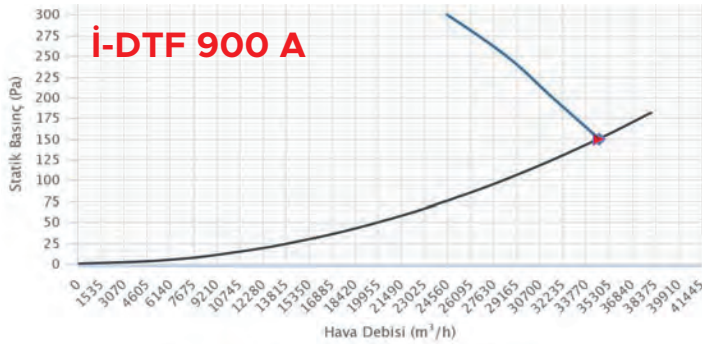
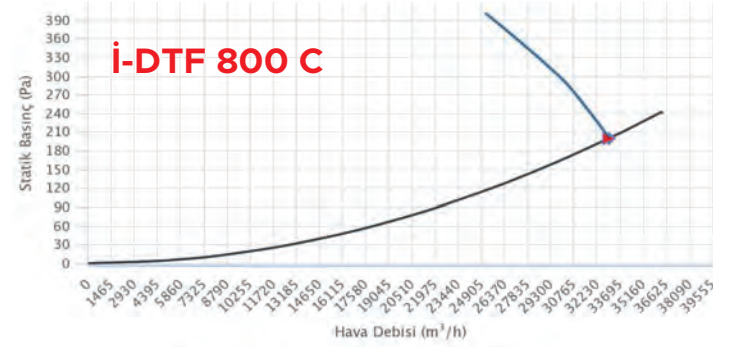
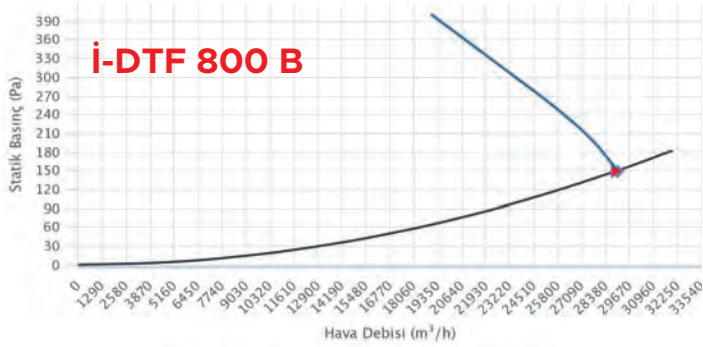
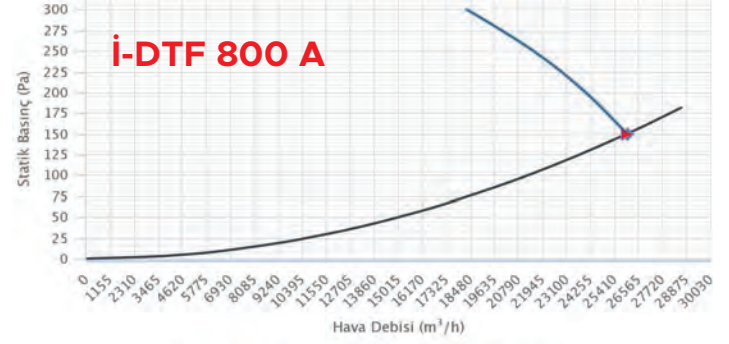
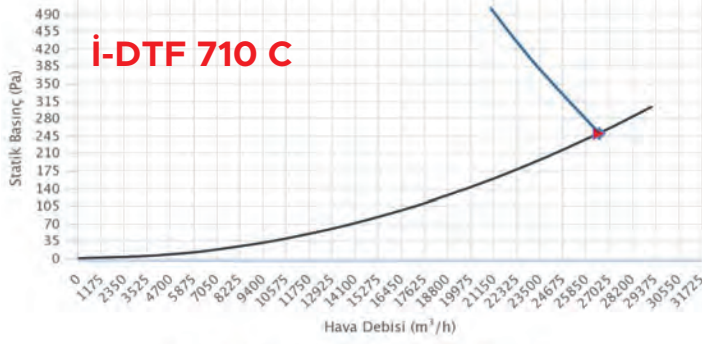
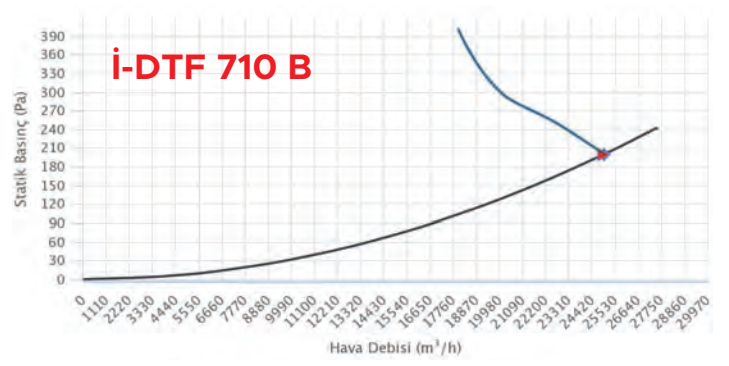
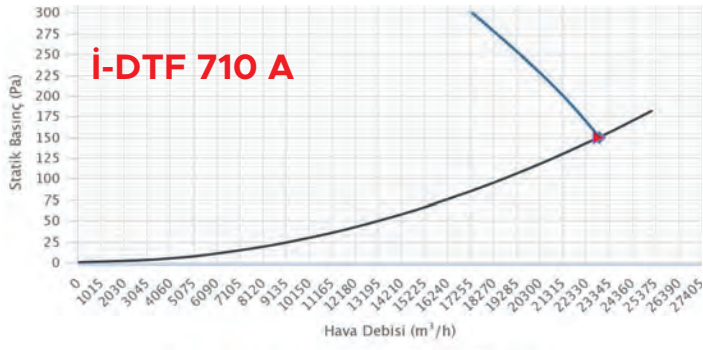
MODELLER	D (mm)	Hmax (mm)	Lmax (mm)	Dmax (mm)
İ-DTF 355 A	355	455	300	415
İ-DTF 355 B	355	455	300	415
İ-DTF 400 A	400	500	400	460
İ-DTF 400 B	400	500	400	460
İ-DTF 450 A	450	550	400	510
İ-DTF 450 B	450	550	400	510
İ-DTF 500 A	500	600	400	560
İ-DTF 560 A	560	600	400	620
İ-DTF 630 A	630	730	500	690
İ-DTF 630 B	630	730	500	690
İ-DTF 710 A	710	810	500	770
İ-DTF 710 B	710	810	500	770
İ-DTF 710 C	710	810	500	770
İ-DTF 800 A	800	900	560	860
İ-DTF 800 B	800	900	560	860
İ-DTF 800 C	800	900	560	860
İ-DTF 900 A	900	1000	630	960
İ-DTF 900 B	900	1000	630	960
İ-DTF 900 C	900	1000	630	960
İ-DTF 1000 A	1000	1100	630	1060
İ-DTF 1000 B	1000	1100	630	1060
İ-DTF 1000 C	1000	1100	630	1060
İ-DTF 1000 D	1000	1100	630	1060
İ-DTF 1250 A	1250	1350	900	1310
İ-DTF 1250 B	1250	1350	900	1310
İ-DTF 1250 C	1250	1350	900	1310
İ-DTF 1250 D	1250	1350	900	1310

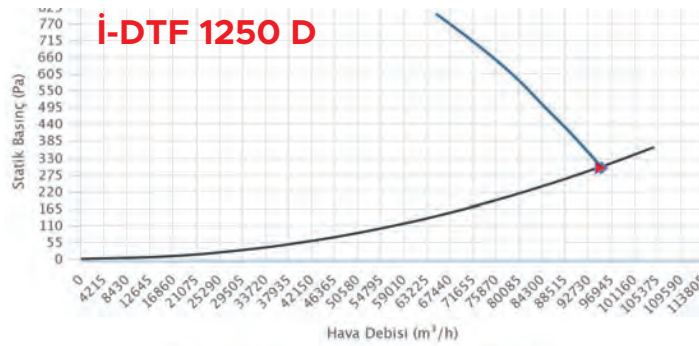
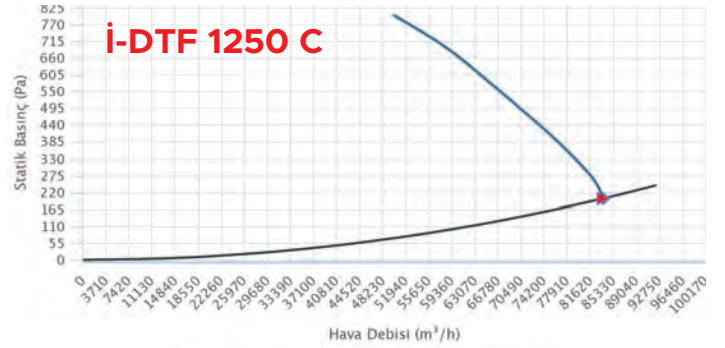
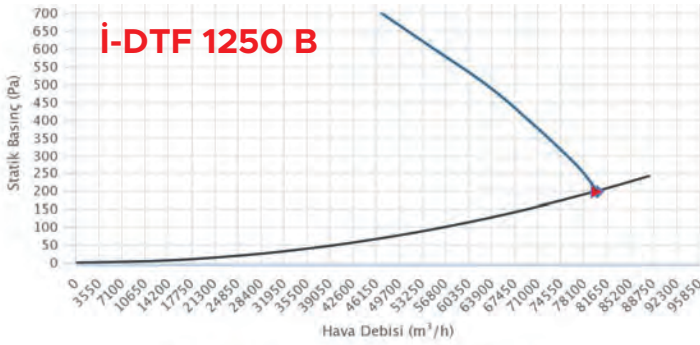
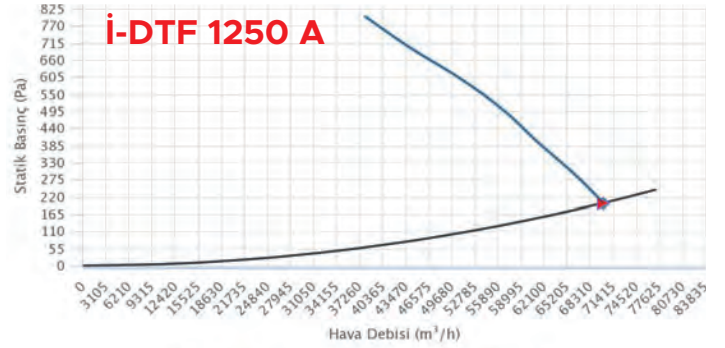
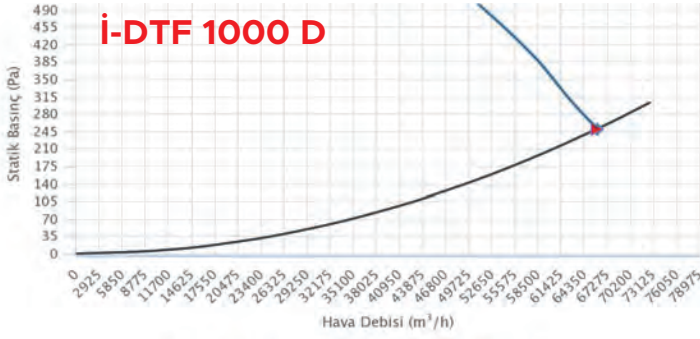
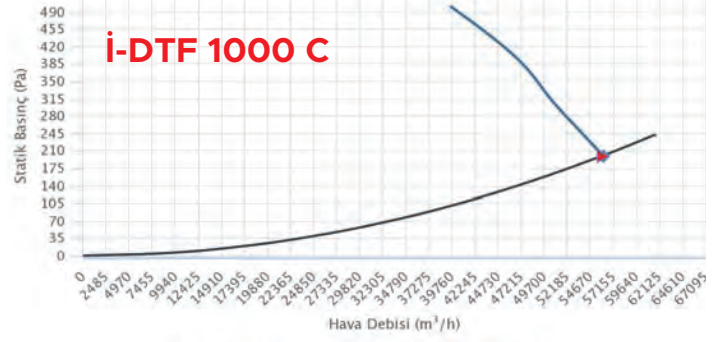
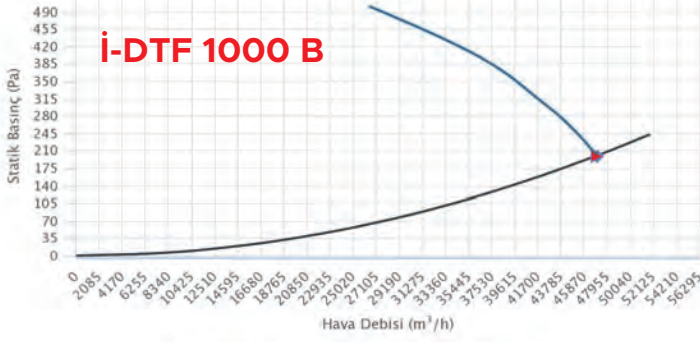
Aksesuarlar

* İ-FI-GMT : FREKANS SÜRÜCÜ GMT * İ-I.01 : TİTREŞİM TAKOZU * İ-I.02 : YAYLI İZOLATÖR * İ-DPS.02 : BASINÇ SENSÖRÜ * İ-GP : GÜÇ PANOSU
 * İ-YKTS : YUVARLAK KANAL TİPİ SUSTURUCU * İ-ÇB : ÇIKIŞ BAŞLIĞI * İ-TK : TEL KAFES * İ-EB : ESNEK BAĞLANTI * İ-MH : MONTAJ HALKASI * İ-MA : MONTAJ AYIĞI
 * İ-GK : GİRİŞ KONİSİ * İ-YBDD : YUVARLAK BACK DRAFT DAMPER * İ-MB : MONTAJ BRAKETİ * İ-KFLN : KARŞI FLANŞ



Performans Eğrileri





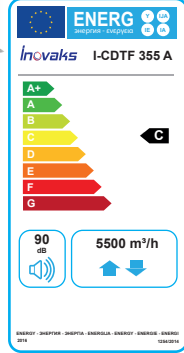
İ-CDTF

Çatı Tipi Duman Tahliye Fanı

Inovaks



Genel Özellikler



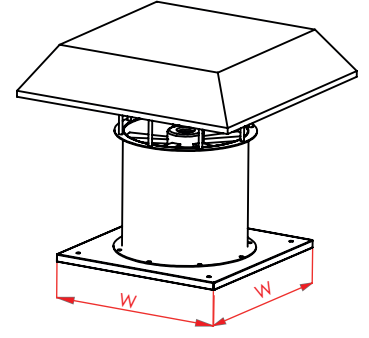
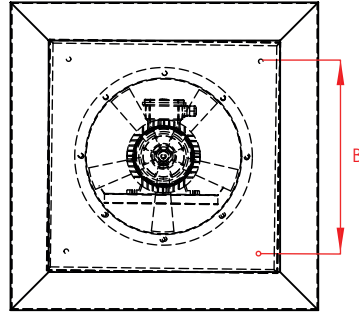
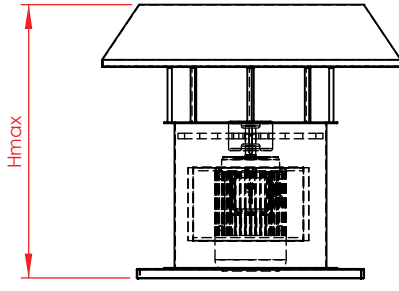
- Hız ayarı (opsiyonel)
- Waterproof özelliği
- Düşük ses seviyesi
- Düşük enerji tüketimi
- 300°C - 2H / 400°C - 2H
- Galvaniz çelik sac kasa
- Elektrostatik toz fırın boyası
- Alüminyum pervane
- Özel dizayn kanat yapısı
- Kolay kurulum ve montaj
- Sızdırmaz buat kapağı
- Koruyucu tel kafes (opsiyonel)
- Karşı flanş (opsiyonel)
- Titreşim takozu (opsiyonel)
- Esnek bağlantı (opsiyonel)
- Susturucu (opsiyonel)



Teknik Özellikler

MODELLER	DEBİ (m³/h)	GÜÇ (kW)	VOLTAJ (V)	AKIM (A)	HIZ (rpm)	FREKANS (Hz)	SES (dbA)	AĞIRLIK (kg)	IP SINIFI	ÇALIŞMA SICAKLIĞI (°C)	KABLO KESİTİ
İ-CDTF 355 A	5500	0.75	380	1.7	3000	50	90	39	IP55	*300 °C-2H / 400°C-2H	4 X 2,5
İ-CDTF 355 B	6100	1.1	380	2.3	3000	50	90	40	IP55	*300 °C-2H / 400°C-2H	4 X 2,5
İ-CDTF 400 A	10000	1.5	380	3.30	3000	50	90	43	IP55	*300 °C-2H / 400°C-2H	4 X 2,5
İ-CDTF 400 B	11000	2.2	380	4.50	3000	50	90	44	IP55	*300 °C-2H / 400°C-2H	4 X 2,5
İ-CDTF 450 A	13000	2.2	380	4.50	3000	50	90	58	IP55	*300 °C-2H / 400°C-2H	4 X 2,5
İ-CDTF 450 B	14100	3	380	5.90	3000	50	91	59	IP55	*300 °C-2H / 400°C-2H	4 X 2,5
İ-CDTF 500 A	17800	3.00	380	5.90	3000	50	91	66	IP55	*300 °C-2H / 400°C-2H	4 X 2,5
İ-CDTF 560 A	20000	3.00	380	5.90	3000	50	91	78	IP55	*300 °C-2H / 400°C-2H	4 X 2,5
İ-CDTF 630 A	22000	3.00	380	6.60	1500	50	92	91	IP55	*300 °C-2H / 400°C-2H	4 X 2,5
İ-CDTF 630 B	22500	4.00	380	8.40	1500	50	91	92	IP55	*300 °C-2H / 400°C-2H	4 X 2,5
İ-CDTF 710 A	26000	3	380	6.6	1500	50	93	99	IP55	*300 °C-2H / 400°C-2H	4 X 2,5
İ-CDTF 710 B	27000	4	380	8.4	1500	50	94	101	IP55	*300 °C-2H / 400°C-2H	4 X 2,5
İ-CDTF 710 C	31000	5.5	380	11.2	1500	50	95	103	IP55	*300 °C-2H / 400°C-2H	3 X 2,5 / 4 X 2,5
İ-CDTF 800 A	31800	3	380	6.6	1500	50	96	118	IP55	*300 °C-2H / 400°C-2H	4 X 2,5
İ-CDTF 800 B	35000	4	380	8.4	1500	50	97	120	IP55	*300 °C-2H / 400°C-2H	4 X 2,5
İ-CDTF 800 C	37000	5.5	380	11.2	1500	50	95	122	IP55	*300 °C-2H / 400°C-2H	3 X 2,5 / 4 X 2,5
İ-CDTF 900 A	40500	4	380	8.4	1500	50	95	127	IP55	*300 °C-2H / 400°C-2H	4 X 2,5
İ-CDTF 900 B	44000	5.5	380	11.2	1500	50	95	129	IP55	*300 °C-2H / 400°C-2H	3 X 2,5 / 4 X 2,5
İ-CDTF 900 C	47000	7.5	380	15.4	1500	50	96	131	IP55	*300 °C-2H / 400°C-2H	3 X 4 / 4 X 4
İ-CDTF 1000 A	52000	5.5	380	11.2	1500	50	94	141	IP55	*300 °C-2H / 400°C-2H	3 X 2,5 / 4 X 2,5
İ-CDTF 1000 B	58000	7.5	380	15.4	1500	50	97	143	IP55	*300 °C-2H / 400°C-2H	3 X 4 / 4 X 4
İ-CDTF 1000 C	65000	11	380	21.3	1500	50	98	146	IP55	*300 °C-2H / 400°C-2H	3 X 6 / 4 X 6
İ-CDTF 1000 D	72000	15	380	29.8	1500	50	99	150	IP55	*300 °C-2H / 400°C-2H	3 X 6 / 4 X 6
İ-CDTF 1250 A	80000	15	380	29.8	1500	50	100	178	IP55	*300 °C-2H / 400°C-2H	3 X 6 / 4 X 6
İ-CDTF 1250 B	88000	18.5	380	34.5	1500	50	102	181	IP55	*300 °C-2H / 400°C-2H	3 X 6 / 4 X 6
İ-CDTF 1250 C	105000	22	380	42.5	1500	50	104	184	IP55	*300 °C-2H / 400°C-2H	3 X 10 / 4 X 10
İ-CDTF 1250 D	120000	30	380	55	1500	50	105	188	IP55	*300 °C-2H / 400°C-2H	3 X 16 / 4 X 16

Teknik Çizim



Ölçüler

MODELLER	B (mm)	D (mm)	H (mm)	w (mm)
i-CDTF 355 A	455	355	640	555
i-CDTF 355 B	455	355	640	555
i-CDTF 400 A	500	400	640	600
i-CDTF 400 B	500	400	640	600
i-CDTF 450 A	550	450	690	650
i-CDTF 450 B	550	450	690	650
i-CDTF 500 A	600	500	690	700
i-CDTF 560 A	660	560	770	760
i-CDTF 630 A	730	630	770	830
i-CDTF 630 B	730	630	770	830
i-CDTF 710 A	810	710	890	910
i-CDTF 710 B	810	710	890	910
i-CDTF 710 C	810	710	890	910
i-CDTF 800 A	900	800	970	1000
i-CDTF 800 B	900	800	970	1000
i-CDTF 800 C	900	800	970	1000
i-CDTF 900 A	810	710	890	910
i-CDTF 900 B	810	710	890	910
i-CDTF 900 C	810	710	890	910
i-CDTF 1000 A	1100	1000	1100	1200
i-CDTF 1000 B	1100	1000	1100	1200
i-CDTF 1000 C	1100	1000	1100	1200
i-CDTF 1000 D	1100	1000	1100	1200
i-CDTF 1250 A	1350	1250	1210	1450
i-CDTF 1250 B	1350	1250	1210	1450
i-CDTF 1250 C	1350	1250	1210	1450
i-CDTF 1250 D	1350	1250	1210	1450


Aksesuarlar



i-YKTS



i-EB



i-YBDD



i-GP



i-FI-GMT



i-I.01



i-I.02



i-ON-OFF-1

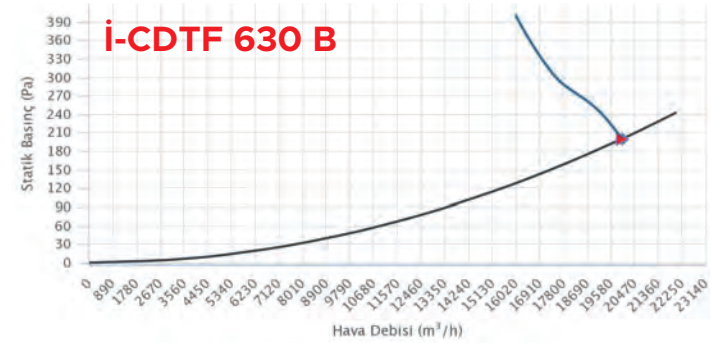
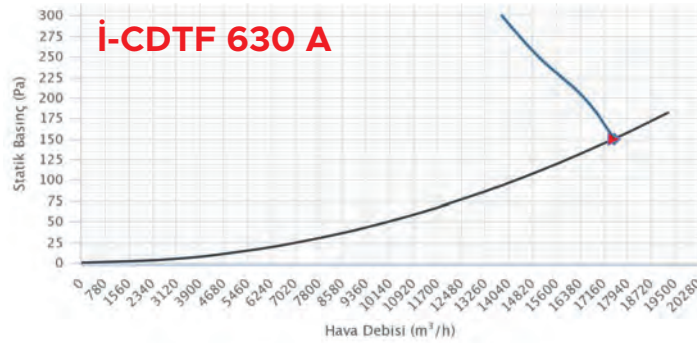
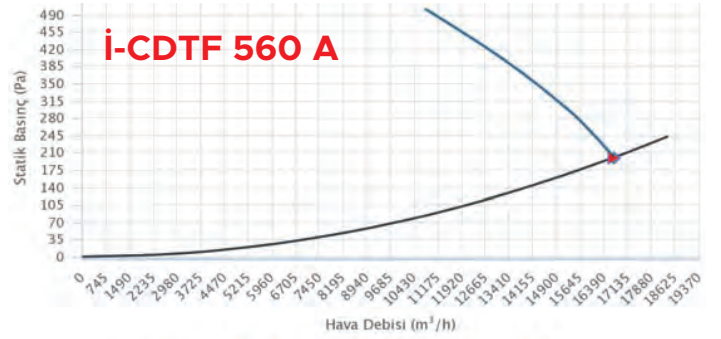
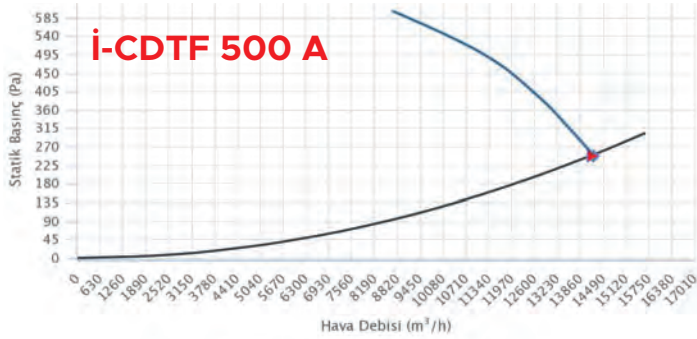
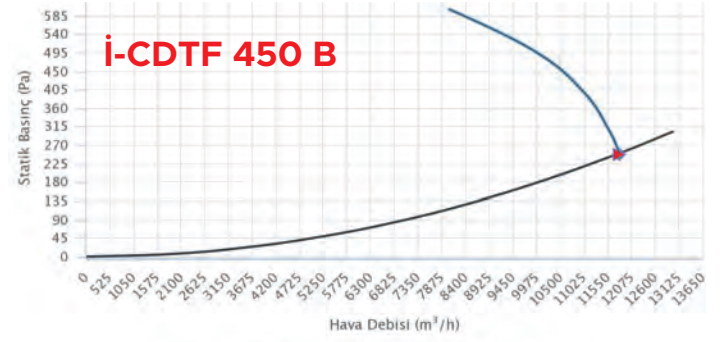
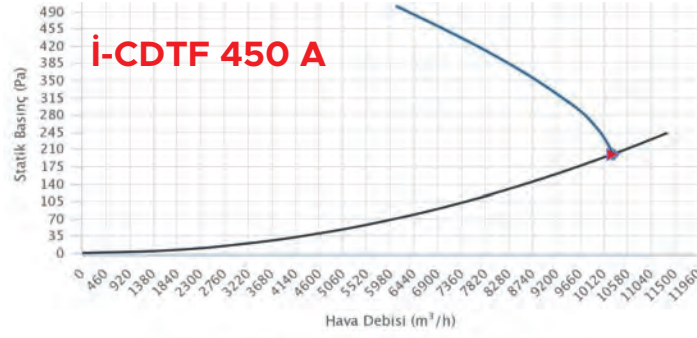
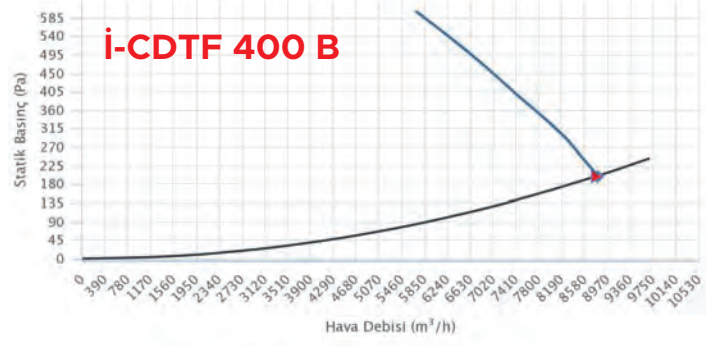
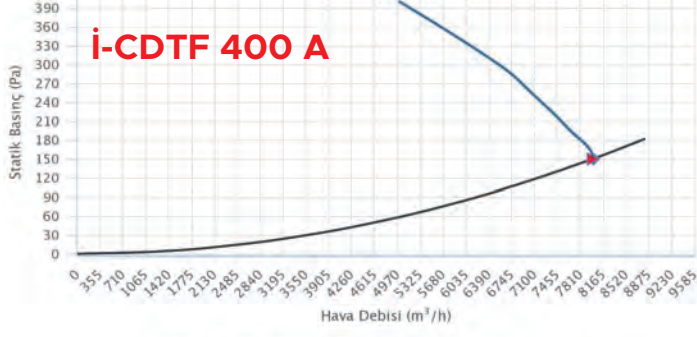
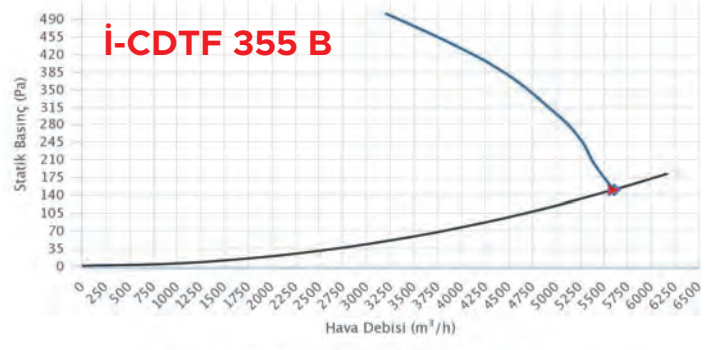
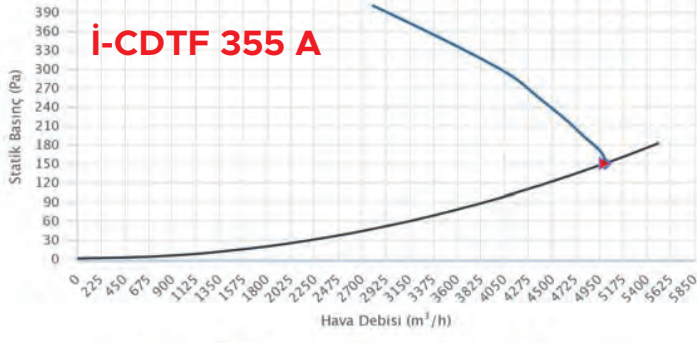


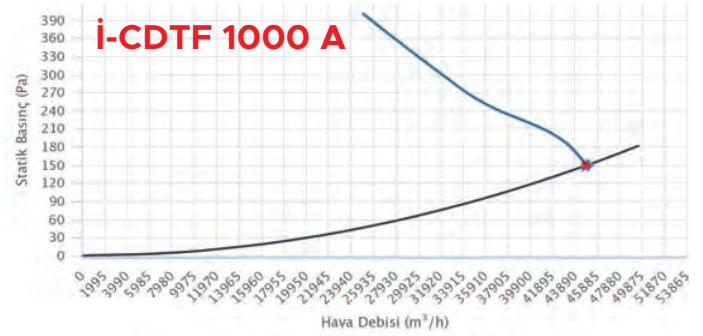
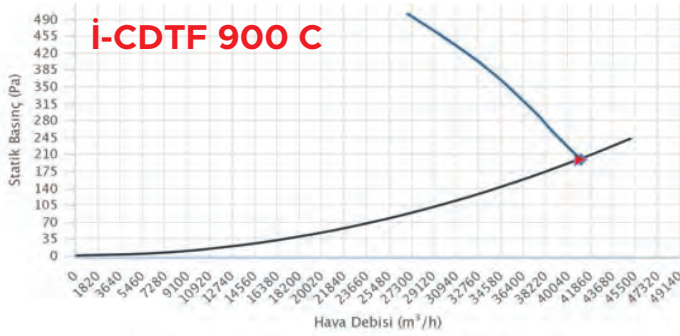
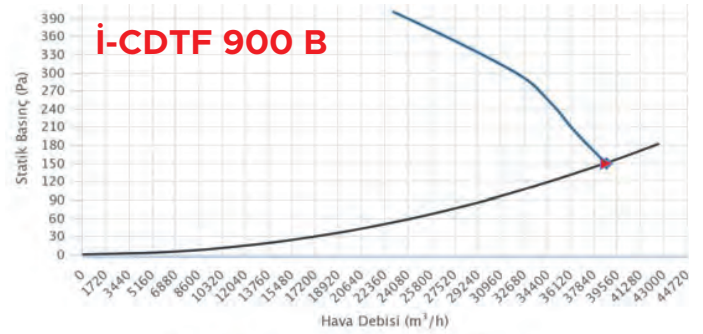
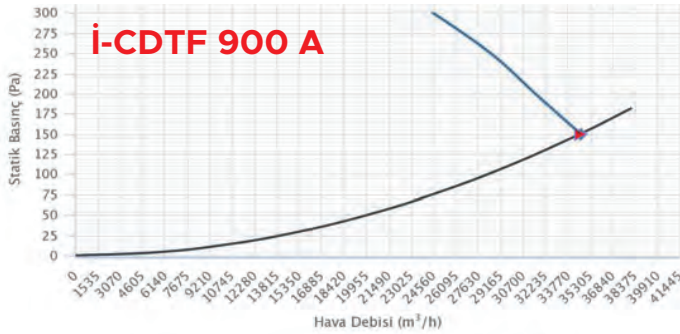
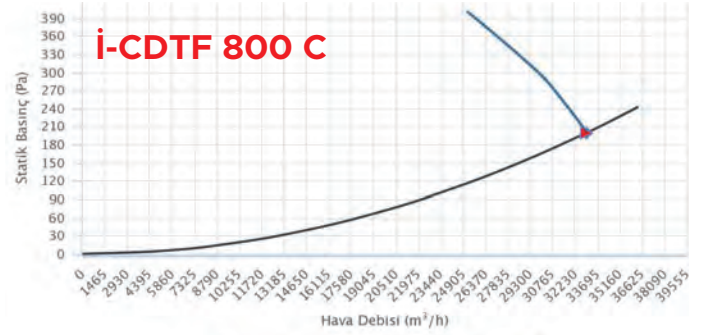
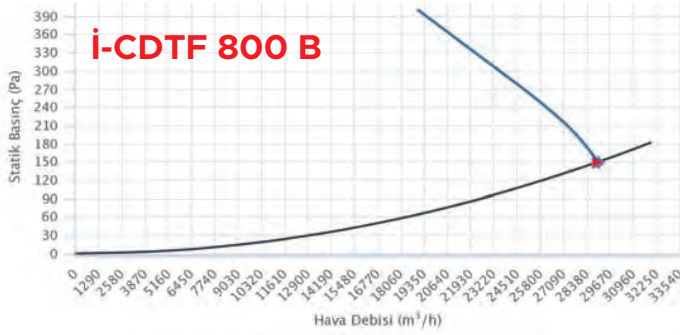
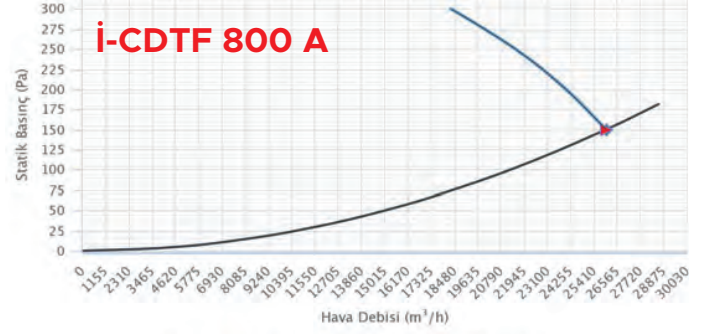
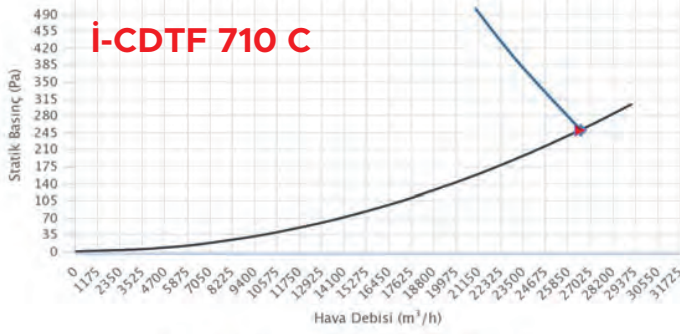
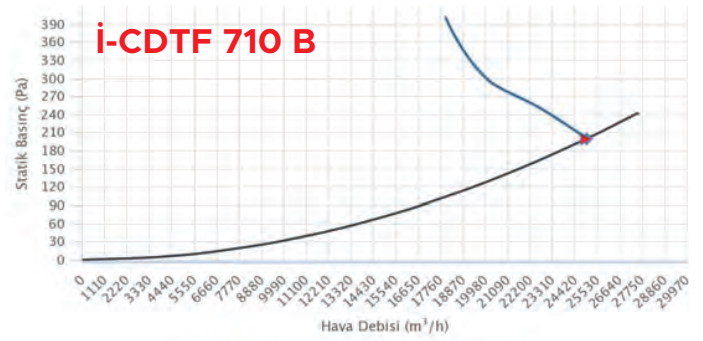
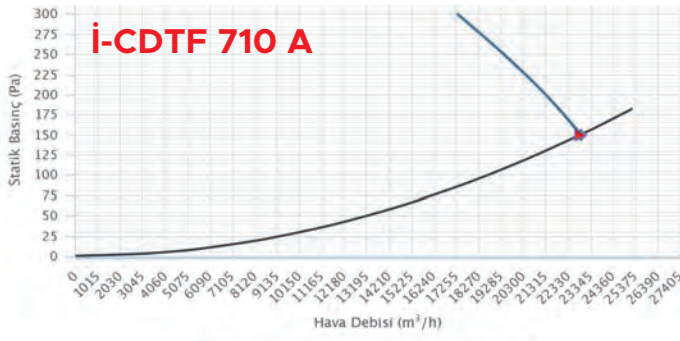
i-DPS.02

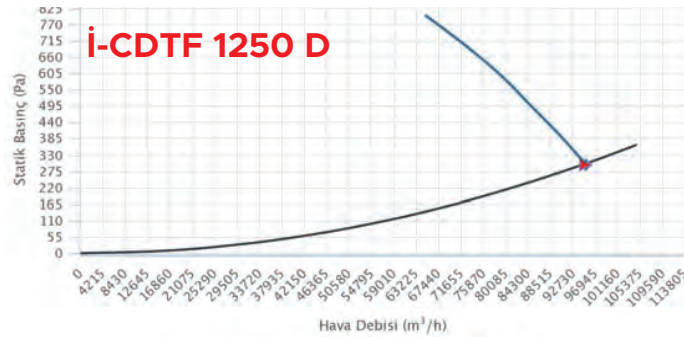
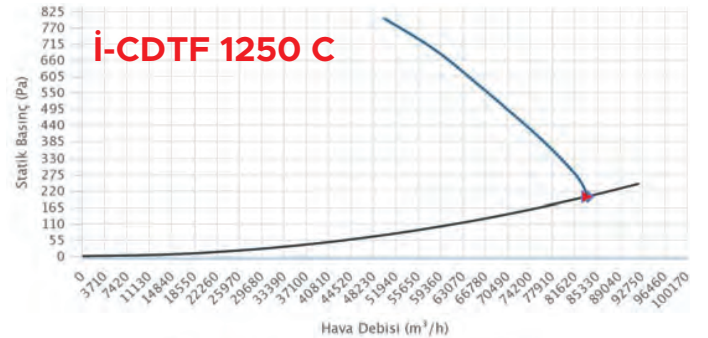
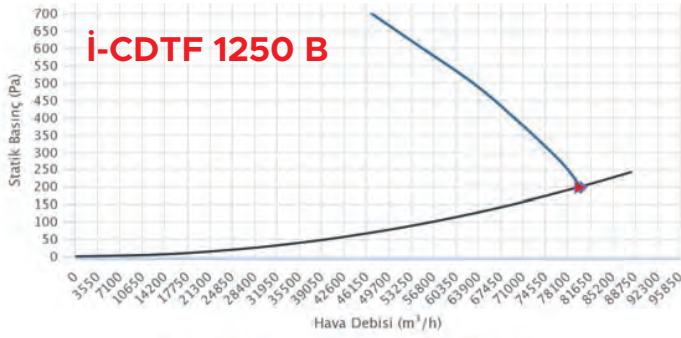
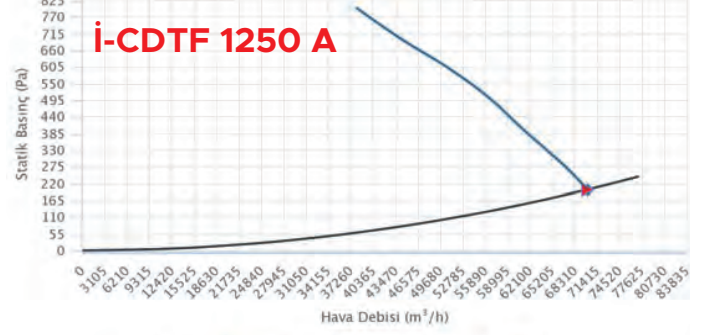
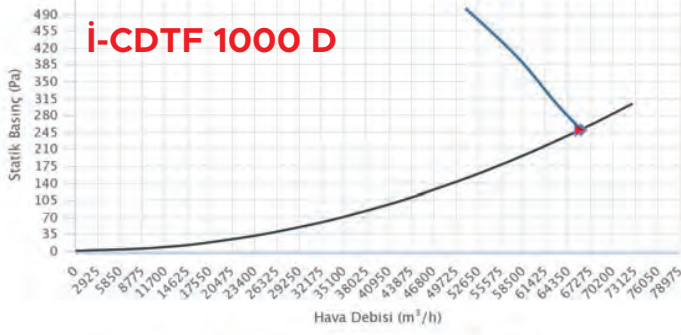
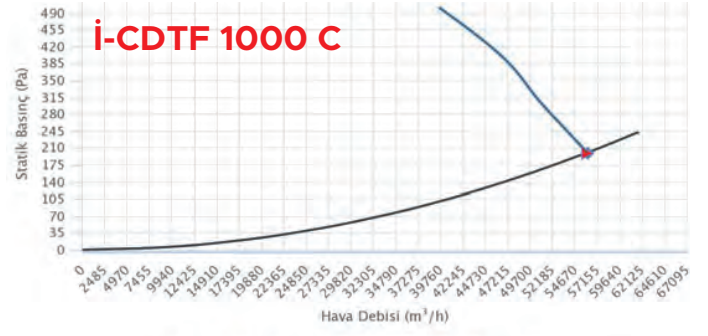
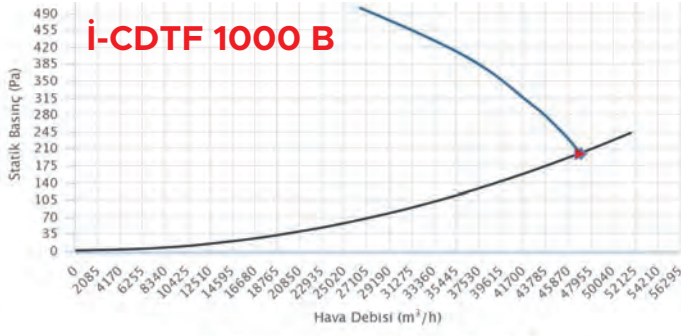


i-KFLN

* **i-YKTS** : YUVARLAK KANAL TİPİ SUSTURUCU * **i-EB** : ESNEK BAĞLANTI * **i-YBDD** : YUVARLAK BACK DRAFT DAMPER * **i-GP** : GÜÇ PANOSU * **i-FI-GMT** : FREKANS SÜRÜCÜ GMT
 * **i-I.01** : TİTREŞİM TAKOZU * **i-I.02** : YAYLI İZOLATÖR * **i-ON-OFF-1** : ON-OFF SWITCH * **i-DPS.02** : BASINÇ SENSÖRÜ * **i-KFLN** : KARŞI FLANŞ







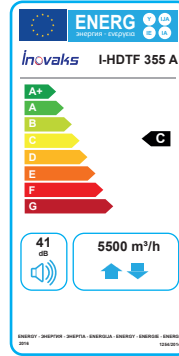
İ-HDTF

Hücreli Aksiyel
Duman Tahliye Fanı

İnovaks



Genel Özellikler

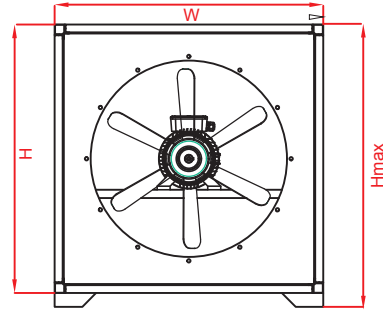
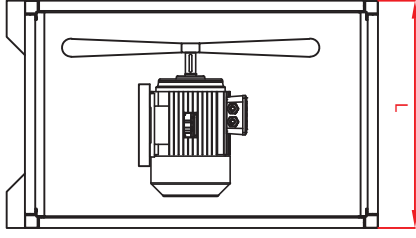


- Hız ayarı (opsiyonel)
- Düşük ses seviyesi
- Düşük enerji tüketimi
- 300°C - 2H / 400°C - 2H
- Alüminyum pervane
- Özel dizayn kanat yapısı
- Kolay kurulum ve montaj
- Elektrostatik toz fırın boyası
- Çift cidarlı panel
- Sızdırmaz buat kapağı
- Koruyucu tel kafes (opsiyonel)
- Karşı flanş (opsiyonel)
- Titreşim takozu (opsiyonel)
- Esnek bağlantı (opsiyonel)
- Susturucu (opsiyonel)



Teknik Özellikler

MODELLER	DEBİ (m³/h)	GÜÇ (kW)	VOLTAJ (V)	AKIM (A)	HIZ (rpm)	FREKANS (Hz)	SES (dba)	AĞIRLIK (kg)	IP SINIFI	ÇALIŞMA SICAKLIĞI (°C)	KABLO KESİTİ
İ-HDTF 355 A	5500	0.75	380	1.7	3000	50	41	45	IP55	*300 °C-2H / 400°C-2H	4 X 2,5
İ-HDTF 355 B	6100	1.1	380	2.3	3000	50	43	46	IP55	*300 °C-2H / 400°C-2H	4 X 2,5
İ-HDTF 400 A	10000	1.5	380	3.30	3000	50	45	52	IP55	*300 °C-2H / 400°C-2H	4 X 2,5
İ-HDTF 400 B	11000	2.2	380	4.50	3000	50	47	53	IP55	*300 °C-2H / 400°C-2H	4 X 2,5
İ-HDTF 450 A	13000	2.2	380	4.50	3000	50	51	68	IP55	*300 °C-2H / 400°C-2H	4 X 2,5
İ-HDTF 450 B	14100	3	380	5.90	3000	50	53	70	IP55	*300 °C-2H / 400°C-2H	4 X 2,5
İ-HDTF 500 A	17800	3.00	380	5.90	3000	50	55	79	IP55	*300 °C-2H / 400°C-2H	4 X 2,5
İ-HDTF 560 A	20000	3.00	380	5.90	3000	50	57	90	IP55	*300 °C-2H / 400°C-2H	4 X 2,5
İ-HDTF 630 A	22000	3.00	380	6.60	1500	50	59	105	IP55	*300 °C-2H / 400°C-2H	4 X 2,5
İ-HDTF 630 B	22500	4.00	380	8.40	1500	50	61	108	IP55	*300 °C-2H / 400°C-2H	4 X 2,5
İ-HDTF 710 A	26000	3	380	6.6	1500	50	63	119	IP55	*300 °C-2H / 400°C-2H	4 X 2,5
İ-HDTF 710 B	27000	4	380	8.4	1500	50	65	123	IP55	*300 °C-2H / 400°C-2H	4 X 2,5
İ-HDTF 710 C	31000	5.5	380	11.2	1500	50	67	126	IP55	*300 °C-2H / 400°C-2H	3 X 2,5 / 4 X 2,5
İ-HDTF 800 A	31800	3	380	6.6	1500	50	69	136	IP55	*300 °C-2H / 400°C-2H	4 X 2,5
İ-HDTF 800 B	35000	4	380	8.4	1500	50	71	138	IP55	*300 °C-2H / 400°C-2H	4 X 2,5
İ-HDTF 800 C	37000	5.5	380	11.2	1500	50	73	141	IP55	*300 °C-2H / 400°C-2H	3 X 2,5 / 4 X 2,5
İ-HDTF 900 A	40500	4	380	8.4	1500	50	75	148	IP55	*300 °C-2H / 400°C-2H	4 X 2,5
İ-HDTF 900 B	44000	5.5	380	11.2	1500	50	77	151	IP55	*300 °C-2H / 400°C-2H	3 X 2,5 / 4 X 2,5
İ-HDTF 900 C	47000	7.5	380	15.4	1500	50	79	155	IP55	*300 °C-2H / 400°C-2H	3 X 4 / 4 X 4
İ-HDTF 1000 A	52000	5.5	380	11.2	1500	50	81	169	IP55	*300 °C-2H / 400°C-2H	3 X 2,5 / 4 X 2,5
İ-HDTF 1000 B	58000	7.5	380	15.4	1500	50	83	174	IP55	*300 °C-2H / 400°C-2H	3 X 4 / 4 X 4
İ-HDTF 1000 C	65000	11	380	21.3	1500	50	85	180	IP55	*300 °C-2H / 400°C-2H	3 X 6 / 4 X 6
İ-HDTF 1000 D	72000	15	380	29.8	1500	50	87	185	IP55	*300 °C-2H / 400°C-2H	3 X 6 / 4 X 6
İ-HDTF 1250 A	80000	15	380	29.8	1500	50	89	197	IP55	*300 °C-2H / 400°C-2H	3 X 6 / 4 X 6
İ-HDTF 1250 B	88000	18.5	380	34.5	1500	50	91	201	IP55	*300 °C-2H / 400°C-2H	3 X 10 / 4 X 10
İ-HDTF 1250 C	105000	22	380	42.5	1500	50	93	208	IP55	*300 °C-2H / 400°C-2H	3 X 10 / 4 X 10
İ-HDTF 1250 D	120000	30	380	55	1500	50	95	215	IP55	*300 °C-2H / 400°C-2H	3 X 16 / 4 X 16



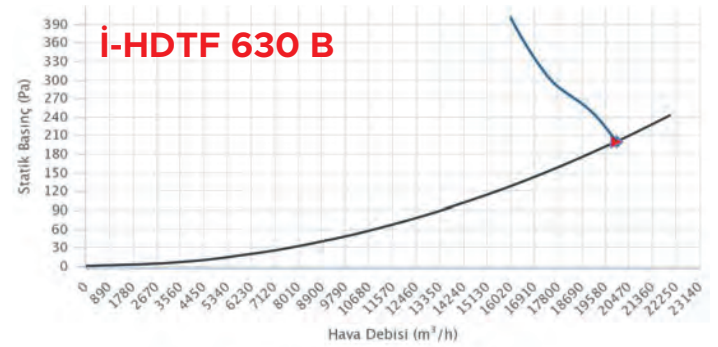
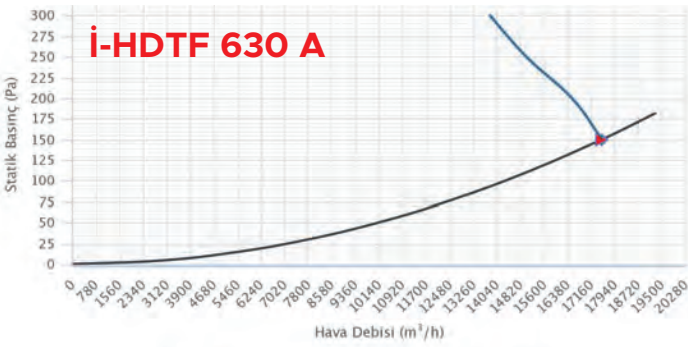
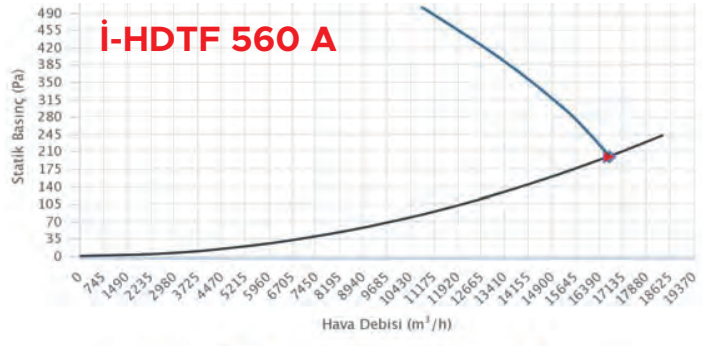
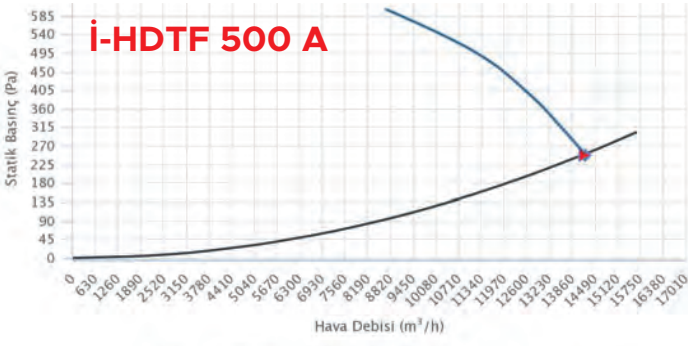
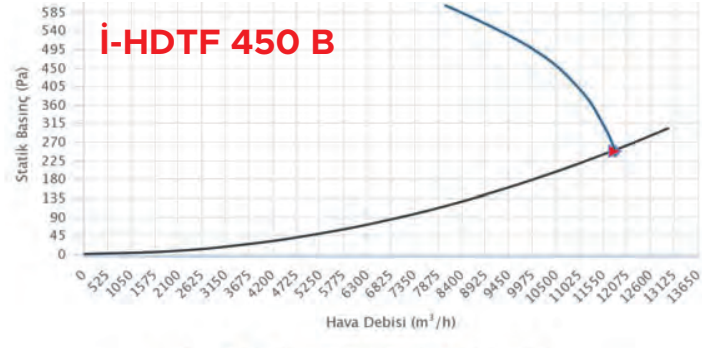
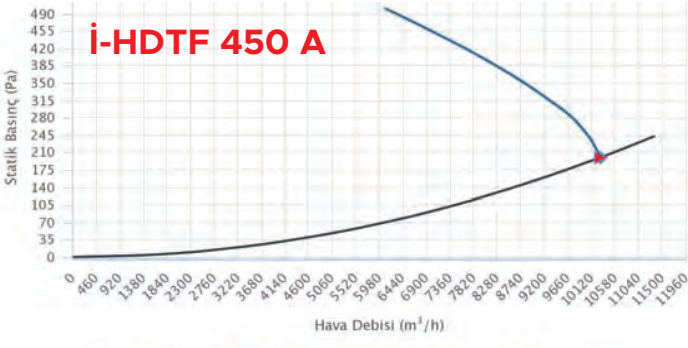
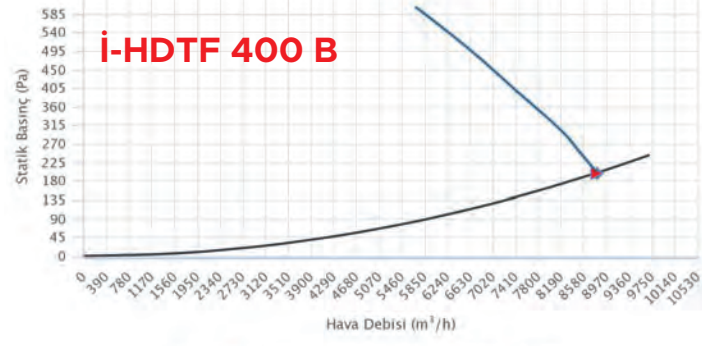
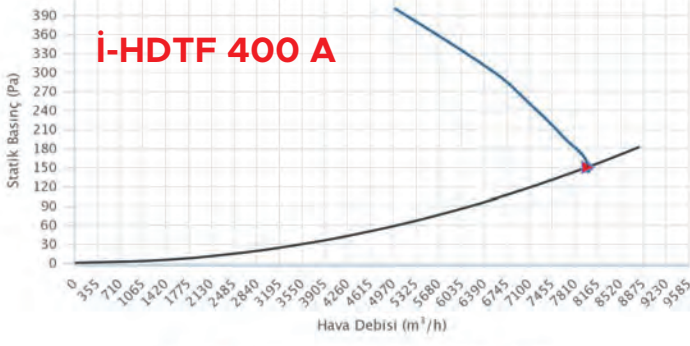
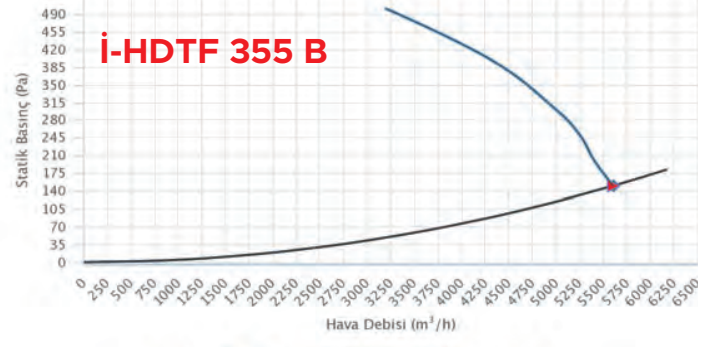
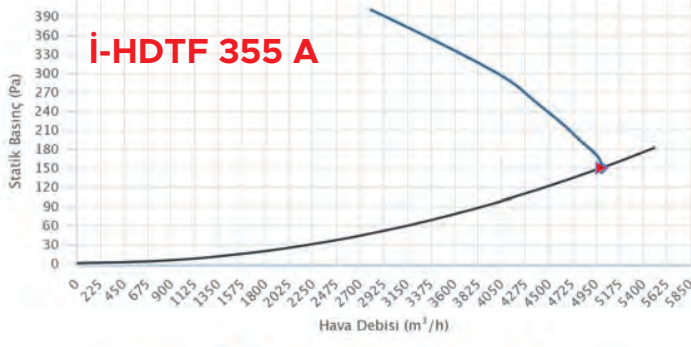
Ölçüler

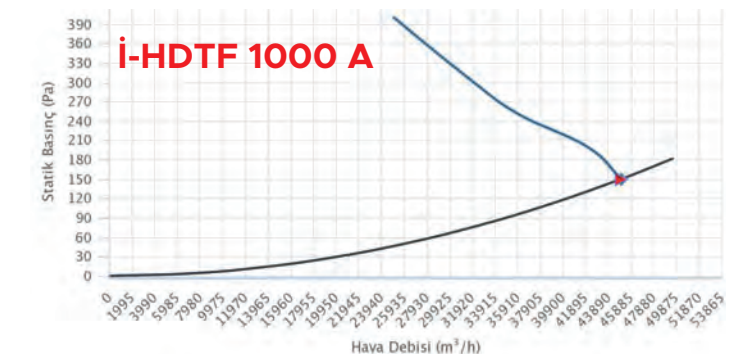
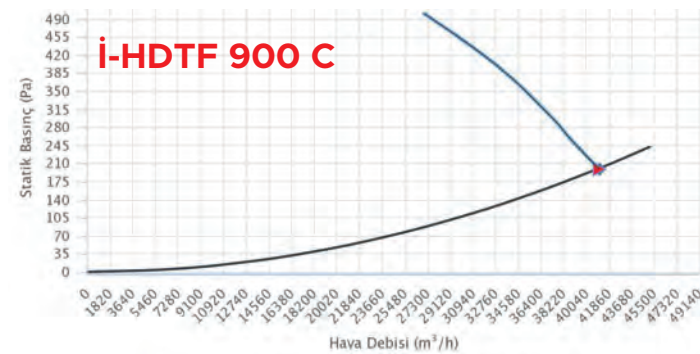
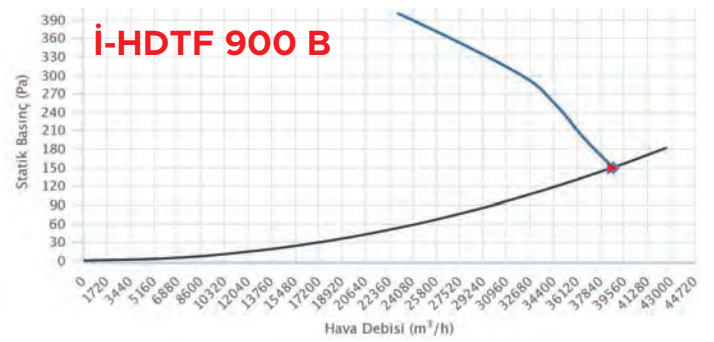
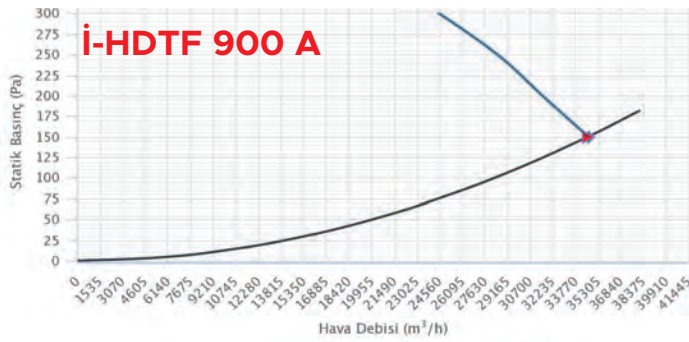
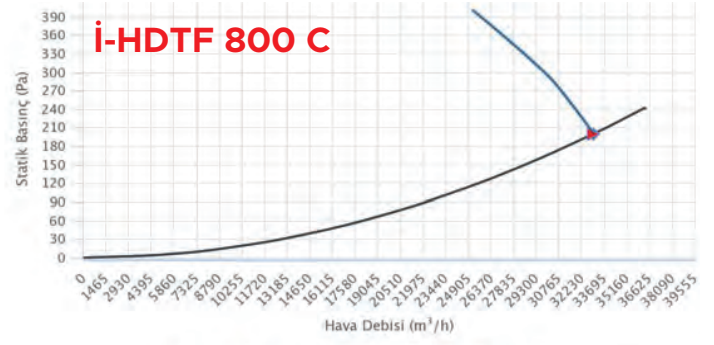
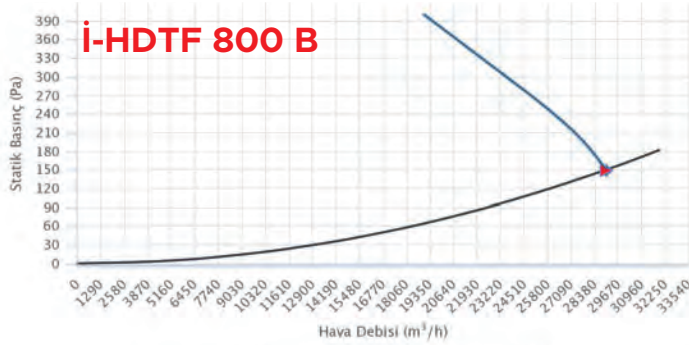
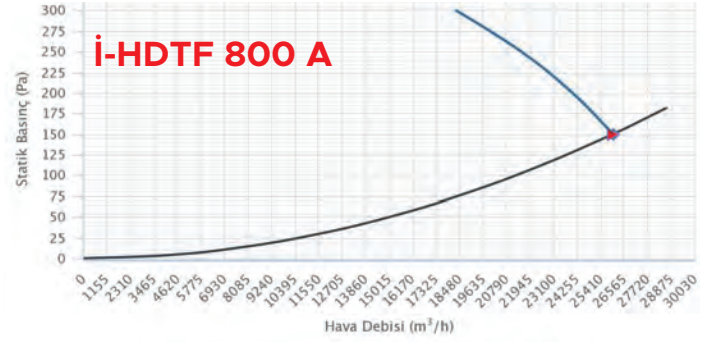
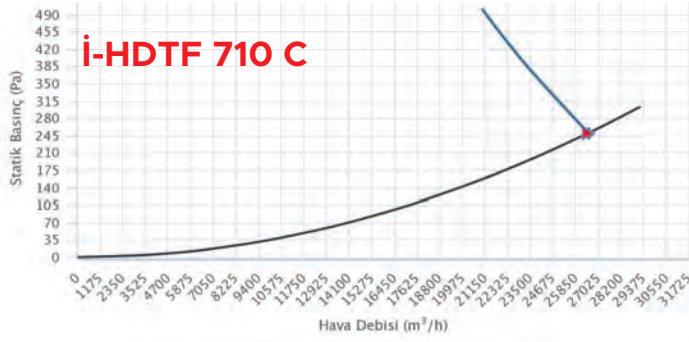
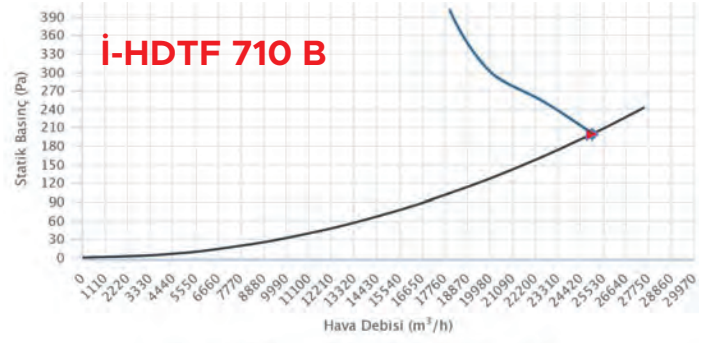
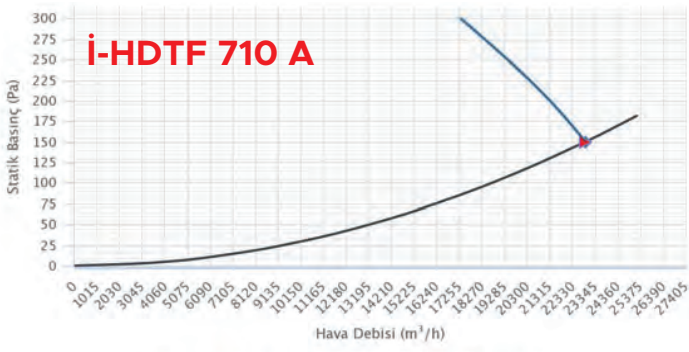
MODELLER	H (mm)	W (mm)	Hmax (mm)	L (mm)
İ-HDTF 355 A	635	635	735	460
İ-HDTF 355 B	635	635	735	460
İ-HDTF 400 A	680	680	780	460
İ-HDTF 400 B	680	680	780	460
İ-HDTF 450 A	730	730	830	510
İ-HDTF 450 B	730	730	830	510
İ-HDTF 500 A	780	780	880	510
İ-HDTF 560 A	840	840	940	590
İ-HDTF 630 A	910	910	1010	590
İ-HDTF 630 B	910	910	1010	590
İ-HDTF 710 A	990	990	1090	610
İ-HDTF 710 B	990	990	1090	610
İ-HDTF 710 C	990	990	1090	610
İ-HDTF 800 A	1080	1080	1180	710
İ-HDTF 800 B	1080	1080	1180	710
İ-HDTF 800 C	1080	1080	1180	710
İ-HDTF 900 A	1180	1180	1280	710
İ-HDTF 900 B	1180	1180	1280	710
İ-HDTF 900 C	1180	1180	1280	710
İ-HDTF 1000 A	1280	1280	1380	825
İ-HDTF 1000 B	1280	1280	1380	825
İ-HDTF 1000 C	1280	1280	1380	825
İ-HDTF 1000 D	1280	1280	1380	825
İ-HDTF 1250 A	1530	1530	1630	930
İ-HDTF 1250 B	1530	1530	1630	930
İ-HDTF 1250 C	1530	1530	1630	930
İ-HDTF 1250 D	1530	1530	1630	920

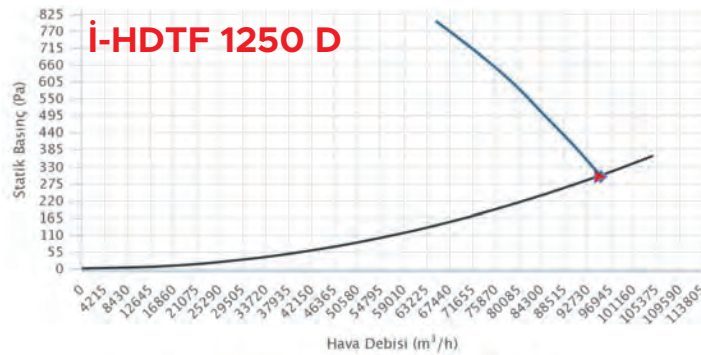
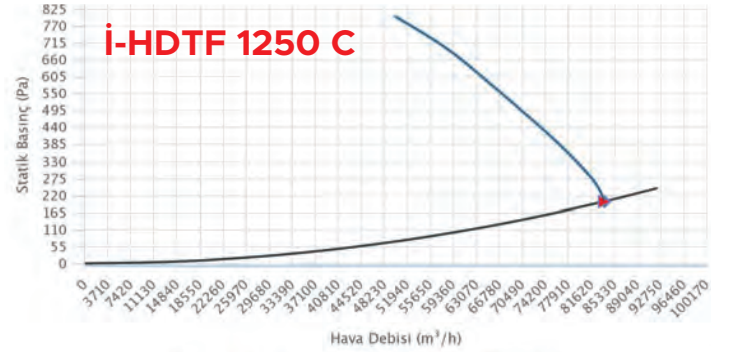
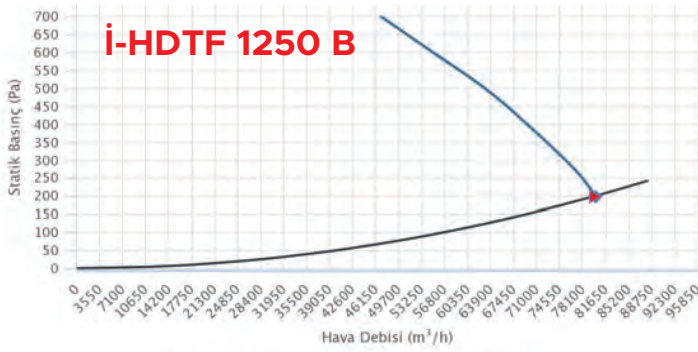
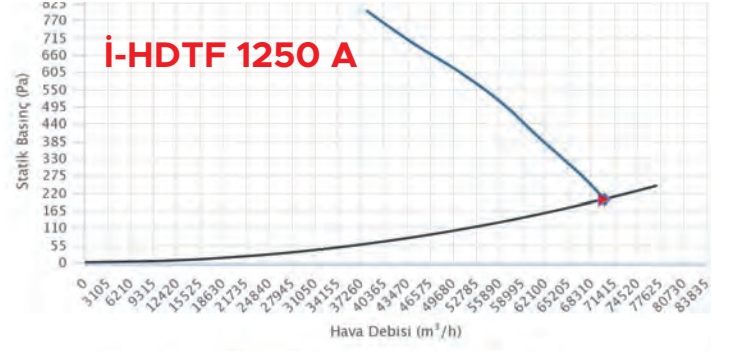
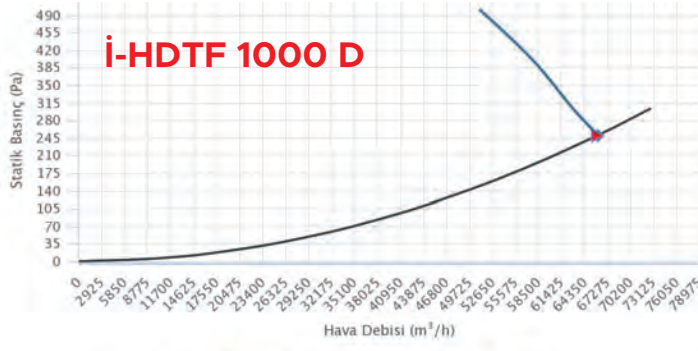
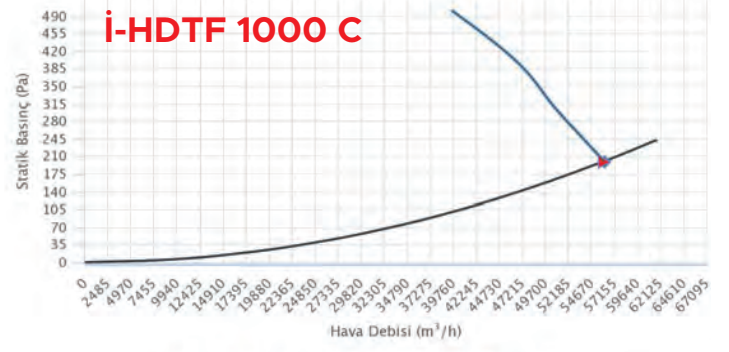
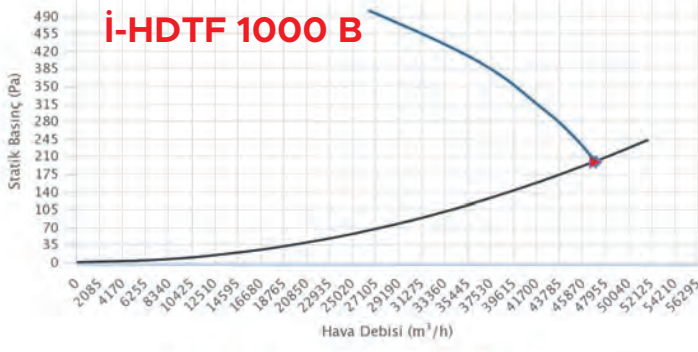
Aksesuarlar



* İ-FI-GMT : FREKANS SÜRÜCÜ GMT * İ-I.01 : TİTREŞİM TAKOZU * İ-I.02 : YAYLI İZOLATÖR * İ-ON-OFF-1 : ON-OFF SWITCH * İ-GP : GÜÇ PANOSU
 * İ-KFLN : KARŞI FLANŞ * İ-YKTS : YUVARLAK KANAL TİPİ SUSTURUCU * İ-EB : ESNEK BAĞLANTI * İ-YBDD : YUVARLAK BACK DRAFT DAMPER
 * İ-DPS.02 : BASINÇ SENSÖRÜ







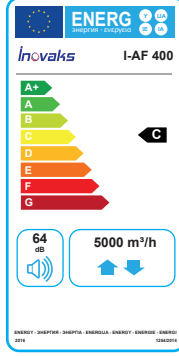
İ-AF

Aksiyel Duvar Tipi Fan

İnovaks



Genel Özellikler



- Hız ayarı (Opsiyonel)
- Düşük ses seviyesi
- Düşük enerji tüketimi
- IP 55 Motor koruma sınıfı
- Min-Max ortam sıcaklığı -35 C / 120 C
- Elektrostatik toz fırın boyası
- Alüminyum pervane
- Özel dizayn kanat yapısı
- Kolay kurulum ve montaj


Teknik Özellikler

MODELLER	DEBİ (m³/h)	GÜÇ (kW)	VOLTAJ (V)	AKIM (A)	HIZ (rpm)	FREKANS (Hz)	SES (dB(A))	AĞIRLIK (kg)	IP SINIFI	ÇALIŞMA SICAKLIĞI (°C)	KABLO KESİTİ
İ-AF 400	5000	0,25	380	0.81	1450	50	64	26	IP55	-35/120 °C	4 X 4
İ-AF 450	6000	0,37	380	1.15	1450	50	65	32	IP55	-35/120 °C	4 X 4
İ-AF 500	7500	0,55	380	1.60	1450	50	68	41	IP55	-35/120 °C	4 X 4
İ-AF 560	10000	0,55	380	1.60	1450	50	69	54	IP55	-35/120 °C	4 X 4
İ-AF 630	12000	0,75	380	1.92	1450	50	70	60	IP55	-35/120 °C	4 X 4
İ-AF 710 A	16000	1,5	380	3.50	1450	50	75	74	IP55	-35/120 °C	4 X 4
İ-AF 710 B	18000	2,2	380	4.90	1450	50	76	76	IP55	-35/120 °C	4 X 4
İ-AF 710 C	23000	3	380	6.70	1450	50	78	77	IP55	-35/120 °C	4 X 4

Aksesuarlar



İ-FI-GMT



İ-I.01



İ-ON-OFF-1



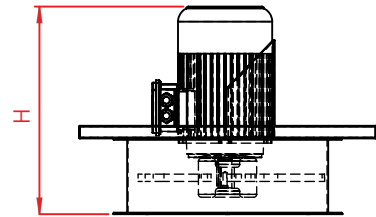
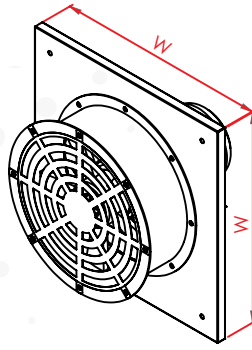
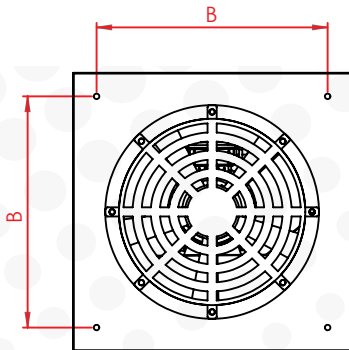
İ-DPS.02



İ-GP

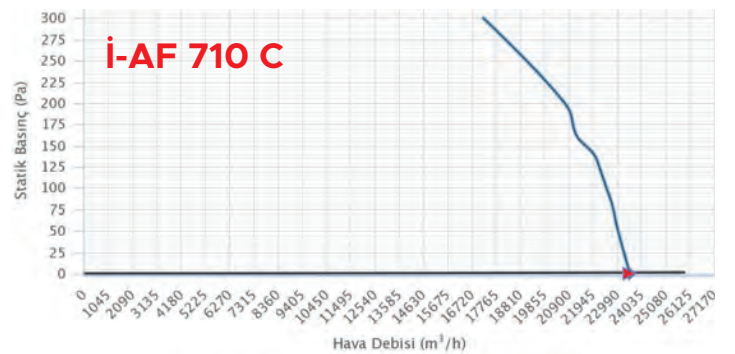
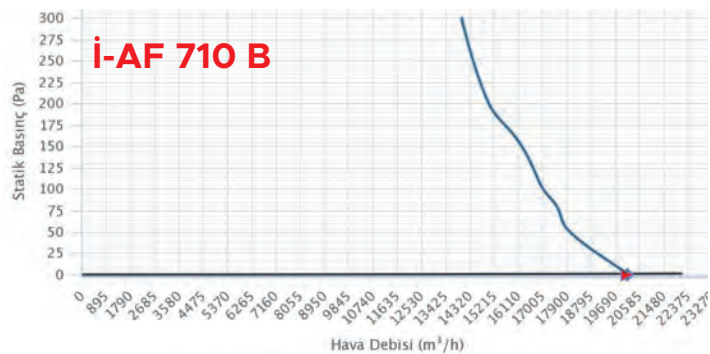
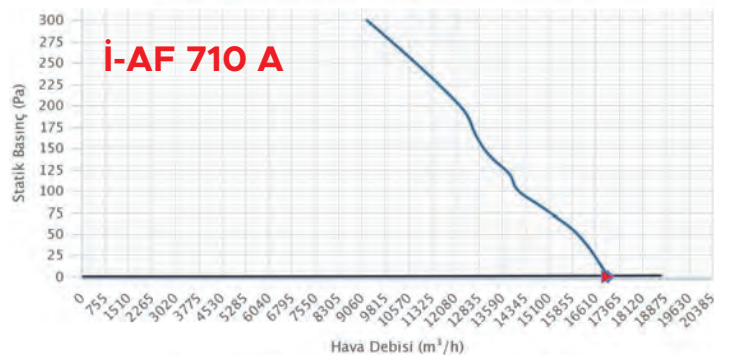
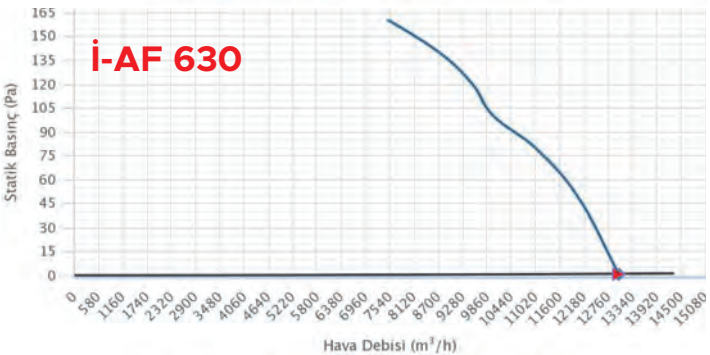
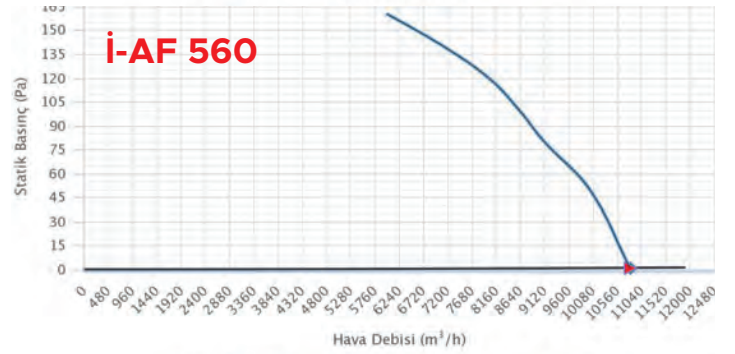
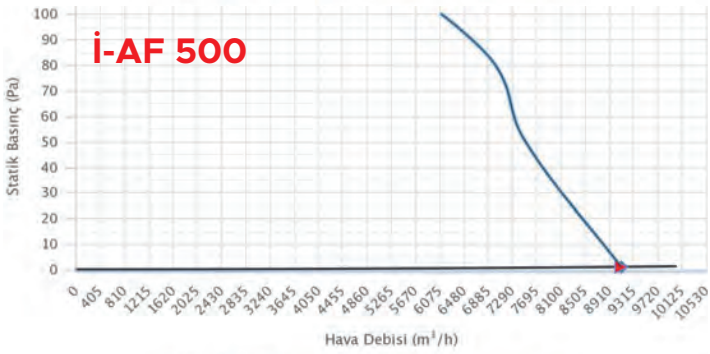
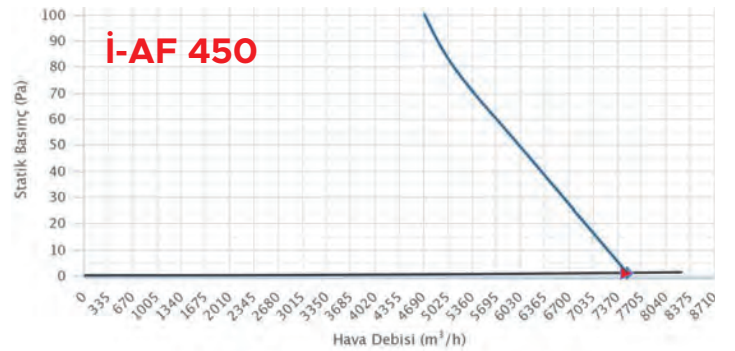
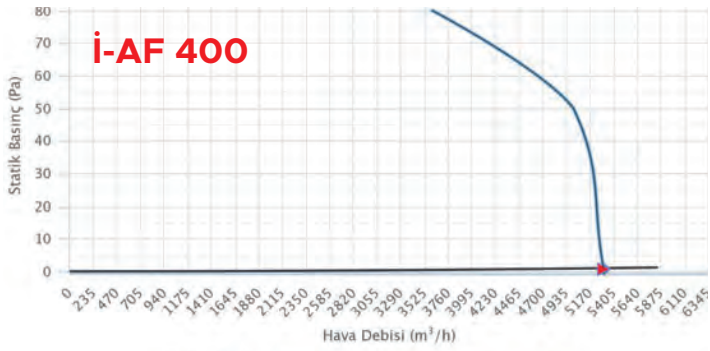
* İ-FI-GMT : FREKANS SÜRÜCÜ GMT * İ-I.01 : TİTREŞİM TAKOZU * İ-ON-OFF-1 : ON-OFF SWITCH * İ-DPS.02 : BASINÇ SENSÖRÜ * İ-GP : GÜÇ PANOSU

Teknik Çizim



MODELLER	B (mm)	W (mm)	H (mm)
İ-AF 400	500	600	180
İ-AF 450	550	650	180
İ-AF 500	600	700	180
İ-AF 560	660	760	180
İ-AF 630	730	830	180
İ-AF 710 A	810	910	180
İ-AF 710 B	810	910	180
İ-AF 710 C	810	910	180

Performans Eğrileri



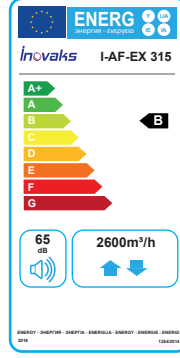
İ-AF-EX

Aksiyel Duvar Tipi
Fan (Ex-Proof)



Inovaks

Genel Özellikler

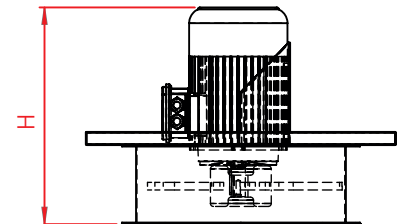
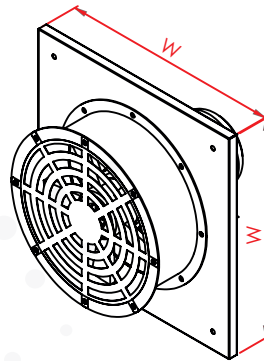
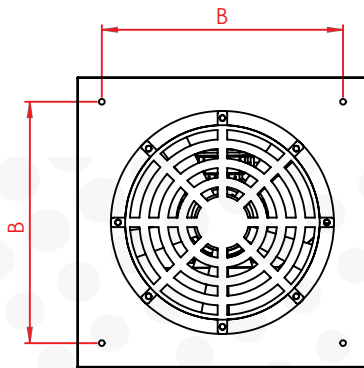


- Ex-Proof Motor (ATEXSertifikalı)
- Hız ayarı (Opsiyonel)
- Düşük ses seviyesi
- Düşük enerji tüketimi
- IP 55 Motor koruma sınıfı
- Min-Max ortam sıcaklığı -35 C / 120 C
- Elektrostatik toz fırın boyası
- Alüminyum pervane
- Kolay kurulum ve montaj

Teknik Özellikler

MODELLER	DEBİ (m³/h)	GÜÇ (kW)	VOLTAJ (V)	AKIM (A)	HIZ (rpm)	FREKANS (Hz)	SES (dbA)	AĞIRLIK (kg)	IP SINIFI	ÇALIŞMA SICAKLIĞI (°C)	KABLO KESİTİ
İ-AF EX 315	2600	0,25	380	0.81	1450	50	65	20	IP55	-35/120 °C	4 X 4
İ-AF EX 355	3800	0,25	380	0.81	1450	50	66	22	IP55	-35/120 °C	4 X 4
İ-AF EX 400	5300	0,25	380	0.81	1450	50	64	26	IP55	-35/120 °C	4 X 4
İ-AF EX 450	7500	0,37	380	1.15	1450	50	65	32	IP55	-35/120 °C	4 X 4
İ-AF EX 500	9100	0,55	380	1.60	1450	50	68	41	IP55	-35/120 °C	4 X 4
İ-AF EX 560	10800	0,55	380	1.60	1450	50	69	54	IP55	-35/120 °C	4 X 4
İ-AF EX 630	13000	0,75	380	1.92	1450	50	70	60	IP55	-35/120 °C	4 X 4
İ-AF EX 710 A	17000	1,5	380	3.50	1450	50	75	74	IP55	-35/120 °C	4 X 4
İ-AF EX 710 B	20100	2,2	380	4.90	1450	50	76	77	IP55	-35/120 °C	4 X 4
İ-AF EX 710 C	23500	3	380	6.70	1450	50	78	79	IP55	-35/120 °C	4 X 4

Teknik Çizim



Ölçüler

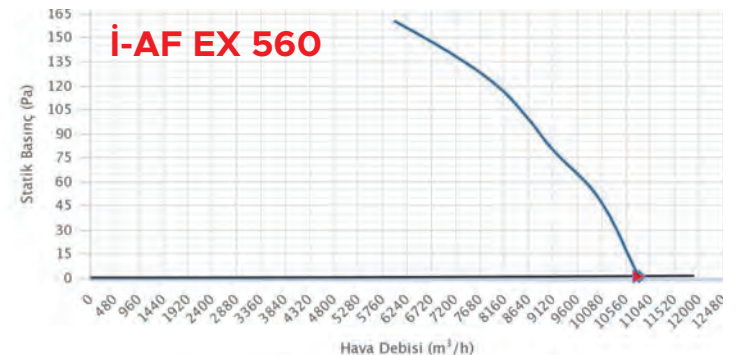
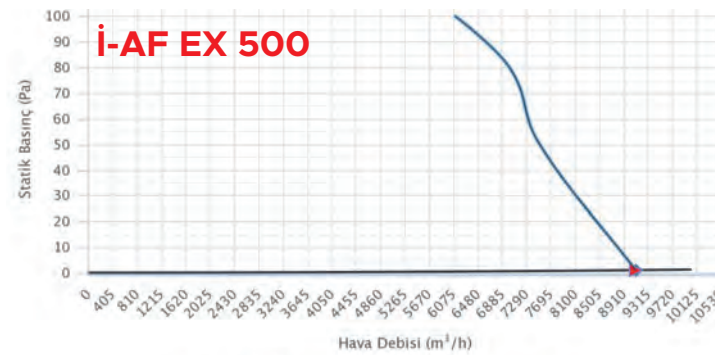
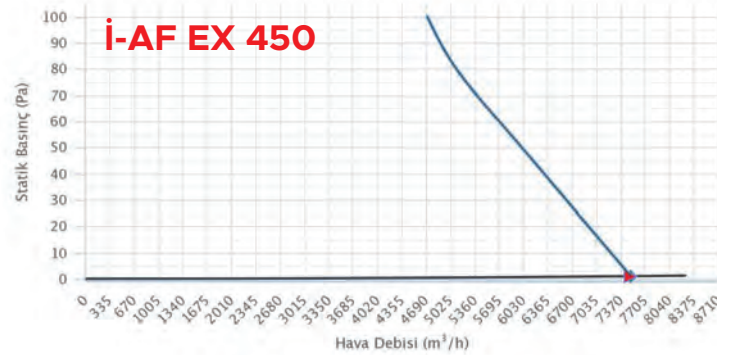
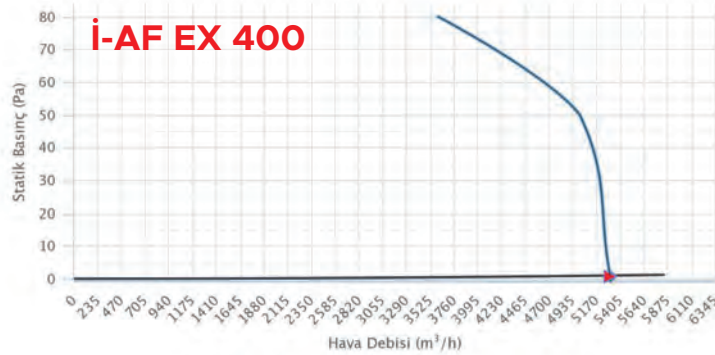
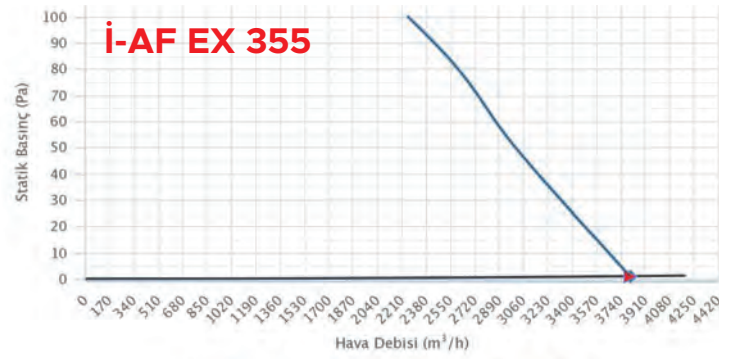
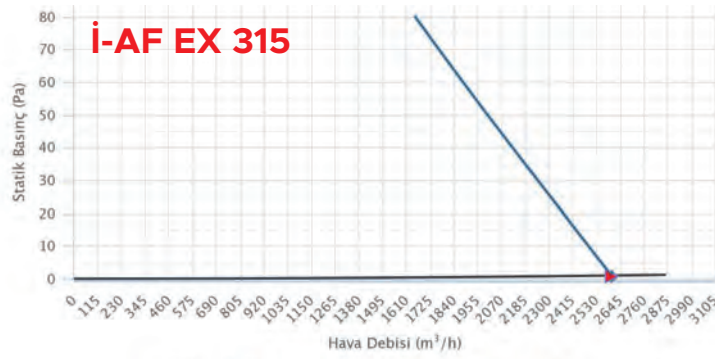
MODELLER	B (mm)	W (mm)	H (mm)
İ-AF EX 315	415	515	180
İ-AF EX 355	455	555	180
İ-AF EX 400	500	600	180
İ-AF EX 450	550	650	180
İ-AF EX 500	600	700	180
İ-AF EX 560	660	760	180
İ-AF EX 630	730	830	180
İ-AF EX 710 A	810	910	180
İ-AF EX 710 B	810	910	180
İ-AF EX 710 C	810	910	180

Aksesuarlar


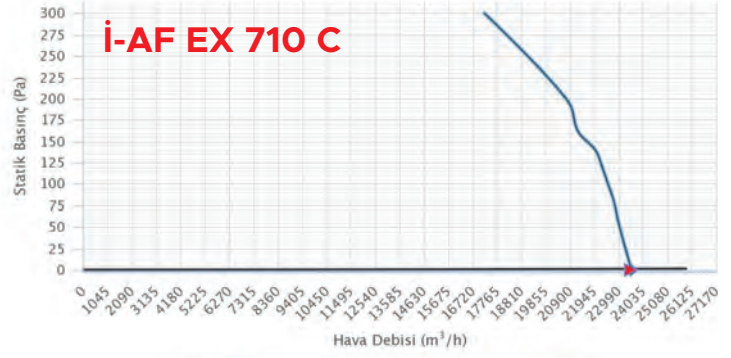
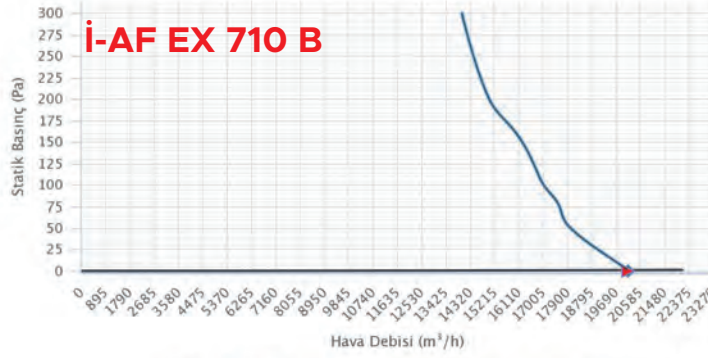
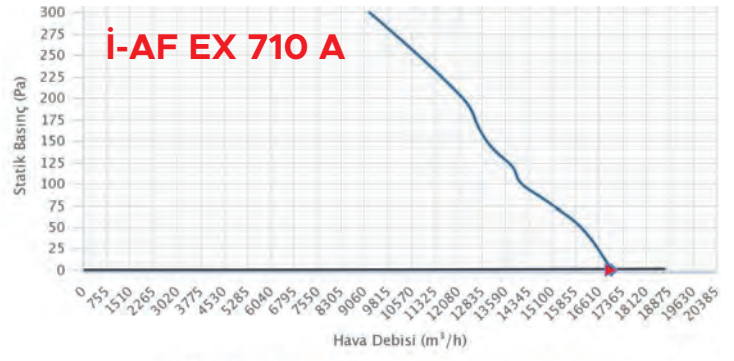
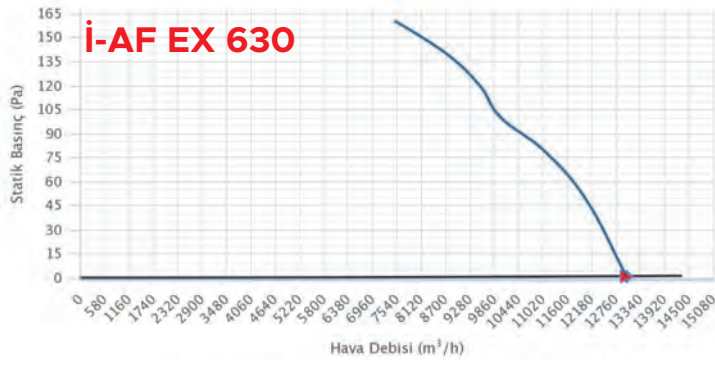


* İ-FI-GMT : FREKANS SÜRÜCÜ GMT * İ-I.01 : TİTREŞİM TAKOZU * İ-ON-OFF-1 : ON-OFF SWITCH * İ-DPS.02 : BASINÇ SENSÖRÜ * İ-GP : GÜÇ PANOSU

Performans Eğrileri



Performans Eğrileri



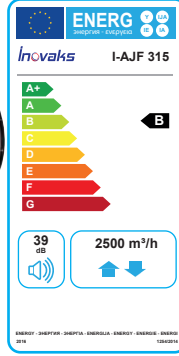
İ-AJF

Aksiyel Jet Fan

Inovaks



Genel Özellikler



- Düşük ses seviyesi
- Düşük enerji tüketimi
- 300°C - 2H / 400°C - 2H
- Çift devirli motor
- Galvaniz çelik sac kasa
- Elektrostatik toz fırın boyası
- Koruyucu tel kafes (opsiyonel)
- Özel dizayn kanat yapısı
- Kolay kurulum ve montaj
- Susturuculu gövde
- Yönlendirici (Deflektör)
- Alüminyum Pervane

Teknik Özellikler



MODELLER	DEBİ (m³/h)	İTME (N)	VOLTAJ (V)	AKIM (A)	GÜÇ (kW)	HIZ (rpm)	FREKANS (Hz)	SES (dB)	AĞIRLIK (kg)	ÇALIŞMA SICAKLIĞI (°C)	KABLO KESİTİ
İ-AJF 315	2500-5000	7/26	380	2 - 2,3	0,70 - 0,85	1500-3000	50	39-58	53	300 °C-2H / 400 °C-2H	3 X 2,5 / 4 X 2,5
İ-AJF 355	3500-7000	12/46	380	2,5 - 3,3	1 - 1,3	1500-3000	50	41-62	65	300 °C-2H / 400 °C-2H	3 X 2,5 / 4 X 2,5
İ-AJF 400	5000-10000	19/76	380	3 - 4,3	1,3 - 1,8	1500-3000	50	44-65	79	300 °C-2H / 400 °C-2H	3 X 2,5 / 4 X 2,5

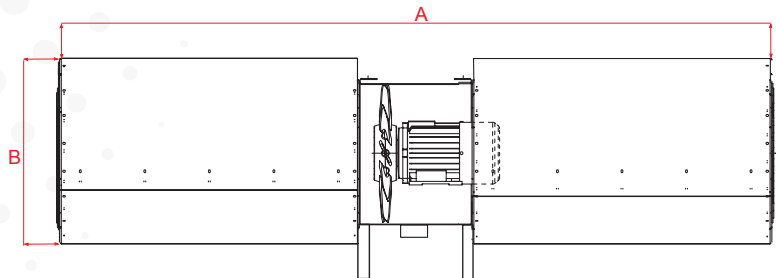
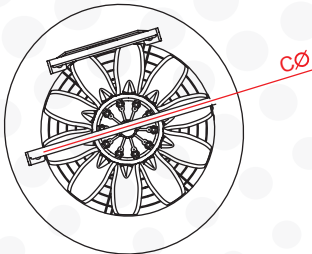


MODELLER	DEBİ (m³/h)	İTME (N)	VOLTAJ (V)	AKIM (A)	GÜÇ (kW)	HIZ (rpm)	FREKANS (Hz)	SES (dB)	AĞIRLIK (kg)	ÇALIŞMA SICAKLIĞI (°C)	KABLO KESİTİ
İ-AJF 315	2500-5000	7/26	380	0,70 - 2,2	0,25 - 1	1500-3000	50	39-58	52	300 °C-2H / 400 °C-2H	3 X 2,5 / 4 X 2,5
İ-AJF 355	3500-7000	12/46	380	0,90 - 2,8	0,33 - 1,3	1500-3000	50	41-62	64	300 °C-2H / 400 °C-2H	3 X 2,5 / 4 X 2,5
İ-AJF 400	5000-10000	19/76	380	0,5 - 2	0,5 - 2	1500-3000	50	44-65	80	300 °C-2H / 400 °C-2H	3 X 2,5 / 4 X 2,5



MODELLER	DEBİ (m³/h)	İTME (N)	VOLTAJ (V)	AKIM (A)	GÜÇ (kW)	HIZ (rpm)	FREKANS (Hz)	SES (dB)	AĞIRLIK (kg)	ÇALIŞMA SICAKLIĞI (°C)	KABLO KESİTİ
İ-AJF 315	2500-5000	7/26	380	0,70 - 2,2	0,25 - 1	1500-3000	50	70	53	300 °C-2H / 400 °C-2H	3 X 2,5 / 4 X 2,5
İ-AJF 355	3500-7000	12/46	380	0,90 - 2,8	0,33 - 1,3	1500-3000	50	75	66	300 °C-2H / 400 °C-2H	3 X 2,5 / 4 X 2,5
İ-AJF 400	5000-10000	19/76	380	1,2 - 4,2	0,5 - 2	1500-3000	50	79	82	300 °C-2H / 400 °C-2H	3 X 2,5 / 4 X 2,5

Teknik Çizim



Ölçüler

MODELLER	A (mm)	B (mm)	C (mm)
İ-AJF 315	1700	415	315
İ-AJF 355	1700	515	355
İ-AJF 400	1700	615	400

Aksesuarlar



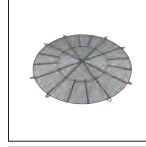
İ-I.01



İ-I.02



İ-ON-OFF-1



İ-TK




İ-MA



İ-DF

*İ-I.01: TITREŞİM TAKOZU *İ-I.02: YAYLI İZOLATÖR *İ-ON-OFF-1: ON-OFF SWITCH *İ-TK: TEL KAFES *İ-MA: MONTAJ AYAĞI *İ-DF: DEFLEKTÖR



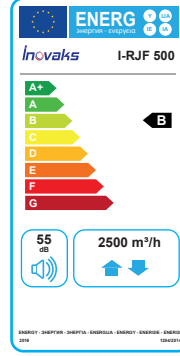
İ-RJF

RadyalJet Fan

İnovaks



Genel Özellikler



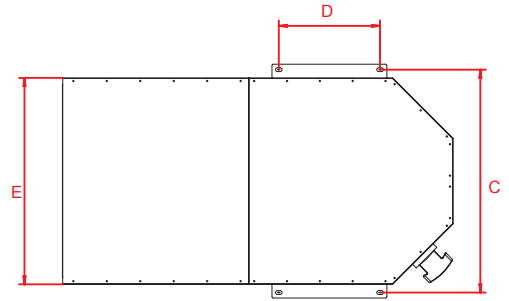
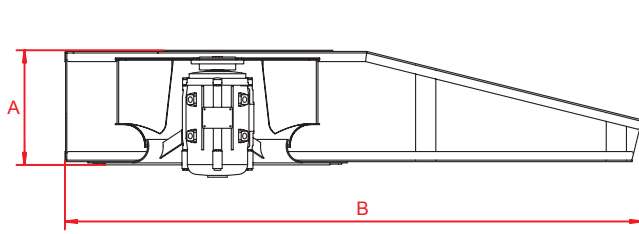
Düşük ses seviyesi
Düşük enerji tüketimi
300°C - 2H / 400°C - 2H
Çift devirli motor
Galvaniz çelik sac kasa
Elektrostatik toz fırın boyası
Koruyucu tel kafes (opsiyonel)
Kolay kurulum ve montaj

Teknik Özellikler



MODELLER	DEBİ (m³/h)	İTME (N)	VOLTAJ (V)	GÜÇ (kW)	HIZ (rpm)	FREKANS (Hz)	SES (dbA)	AĞIRLIK (kg)	KABLO KESİTİ
İ-RJF 500	2500-5000	12/48	380	0,3 - 1,2	750-1500	50	55-73	98	4 X 2,5 / 3 X 2,5
İ-RJF 560	3500-7000	18/69	380	0,55 - 2,2	750-1500	50	60-91	106	4 X 2,5 / 3 X 2,5

Teknik Çizim



Ölçüler

MODELLER	A (mm)	B (mm)	C (mm)	D (mm)	E (mm)
İ-RJF 500	280	1400	900	370	800
İ-RJF 560	300	1410	1000	370	900

Aksesuarlar



İ-I.01




İ-I.02



İ-ON-OFF-1

* İ-I.01 : TITREŞİM TAKOZU * İ-I.02 : YAYLI İZOLATÖR * İ-ON-OFF-1 : ON-OFF SWITCH



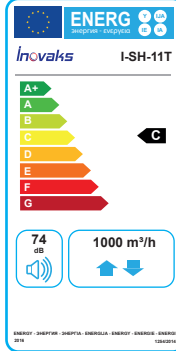
İ-SH

Hücreli Aspiratör
Sık Kanatlı

İnovaks



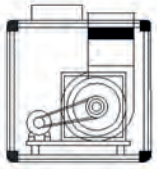
Genel Özellikler



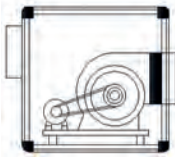
- Hız ayarı(Opsiyonel)
- Düşük ses seviyesi
- Düşük enerji tüketimi
- IP55 motor koruma sınıfı
- G4 Elyaf filtre(Opsiyonel)
- G2 Yağ tutucu metal filtre(Opsiyonel)
- Gözetleme camı(Opsiyonel)
- Min/Max Ortam sıcaklığı -35/120°C
- Elektrostatik toz fırın boya
- Acil stop butonu(Opsiyonel)
- Çift cidarlı panel yapısı
- Çift emişli santrifüj fan
- Yüksek basınç kapasite
- Bakım kolaylığı



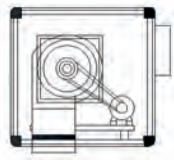
Yön Seçim Tablosu



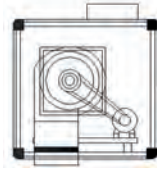
Yön 1



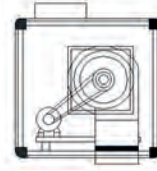
Yön 2



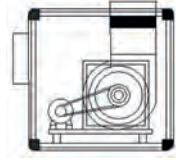
Yön 3



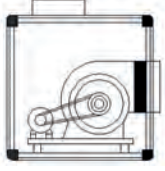
Yön 4



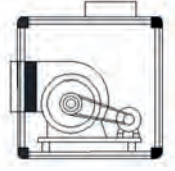
Yön 5



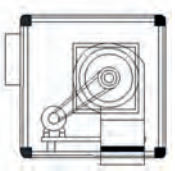
Yön 6



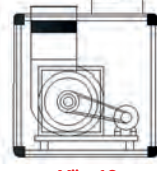
Yön 7



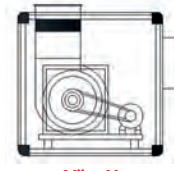
Yön 8



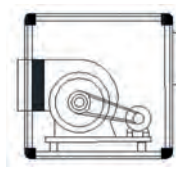
Yön 9



Yön 10



Yön 11



Yön 12

*Sipariş esnasında yön numarası belirtiniz.

Aksesuarlar



İ-G4



İ-AC



İ-DKTS



İ-GP



İ-AL



İ-GC



İ-BS



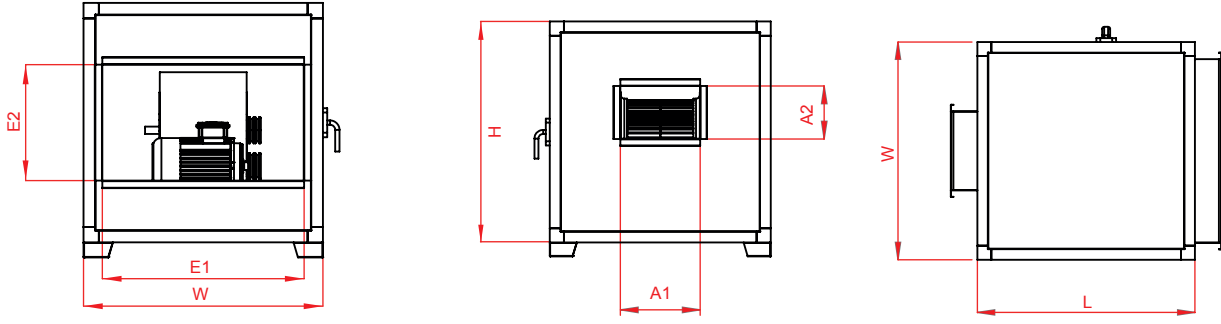
İ-AS

* İ-G4 : G4 KABA FİLTRE * İ-AC : AKTİF KARBON KASET TİP FİLTRE * İ-DKTS : DİK DÖRTGEN KANAL TİPİ SUSTURUCU * İ-GP : GÜÇ PANOSU

* İ-AL : AYDINLATMA LAMBASI * İ-AS : ACİL STOP BUTONU * İ-BS : BAKIM ŞALTERİ * İ-GC : GÖZETLEME CAMI

MODELLER	DEBİ (m ³ /h)	BASINÇ (Toplam Statik) (pa)	FAN MODELİ	MOTOR (kW)	DEVİR (rpm)	SES (dBa)	IP SINIFI	ÇALIŞMA SICAKLIĞI (°C)	KABLO KESİTİ
İ-SH-11T	1000	300	7*7	0,25	1390	74	IP55	-35 / 120 °C	4 X 2,5
İ-SH-17T	2000	500	7*7	0,75	1773	79	IP55	-35 / 120 °C	4 X 2,5
İ-SH-23T	3000	500	9*9	1,1	1488	80	IP55	-35 / 120 °C	4 X 2,5
İ-SH-29T	4000	500	9*9	1,5	1494	84	IP55	-35 / 120 °C	4 X 2,5
İ-SH-35T	5000	500	10*10	1,5	1180	85	IP55	-35 / 120 °C	4 X 2,5
İ-SH-41T	6000	500	12*12	2,2	1022	88	IP55	-35 / 120 °C	4 X 2,5
İ-SH-47T	7000	500	12*12	2,2	999	90	IP55	-35 / 120 °C	4 X 2,5
İ-SH-53T	8000	500	15*11	2,2	824	88	IP55	-35 / 120 °C	4 X 2,5
İ-SH-59T	9000	500	15*15	3	854	90	IP55	-35 / 120 °C	4 X 2,5
İ-SH-65T	10000	500	15*15	3	849	93	IP55	-35 / 120 °C	4 X 2,5
İ-SH-71T	11000	500	18*18	3	723	94	IP55	-35 / 120 °C	4 X 2,5
İ-SH-77T	12000	500	18*18	3	723	92	IP55	-35 / 120 °C	4 X 2,5
İ-SH-83T	13000	500	18*18	4	717	93	IP55	-35 / 120 °C	4 X 2,5
İ-SH-89T	14000	500	18*18	4	713	93	IP55	-35 / 120 °C	4 X 2,5
İ-SH-92T	15000	500	450	5,5	733	93	IP55	-35 / 120 °C	4 X 2,5 / 3 x 2,5
İ-SH-98T	16000	500	450	5,5	732	97	IP55	-35 / 120 °C	4 X 2,5 / 3 x 2,5
İ-SH-102T	17000	500	450	5,5	734	93	IP55	-35 / 120 °C	4 X 2,5 / 3 x 2,5
İ-SH-107T	18000	500	500	5,5	684	93	IP55	-35 / 120 °C	4 X 2,5 / 3 x 2,5
İ-SH-111T	19000	500	500	5,5	684	95	IP55	-35 / 120 °C	4 X 2,5 / 3 x 2,5
İ-SH-115T	20000	500	500	5,5	685	93	IP55	-35 / 120 °C	4 X 2,5 / 3 x 2,5
İ-SH-119T	21000	500	500	7,5	687	87	IP55	-35 / 120 °C	3 X 4 / 4 X 4
İ-SH-123T	22000	500	500	7,5	691	87	IP55	-35 / 120 °C	3 X 4 / 4 X 4
İ-SH-127T	23000	500	560	7,5	605	87	IP55	-35 / 120 °C	3 X 4 / 4 X 4
İ-SH-131T	24000	500	560	7,5	605	87	IP55	-35 / 120 °C	3 X 4 / 4 X 4
İ-SH-135T	25000	500	560	7,5	606	87	IP55	-35 / 120 °C	3 X 4 / 4 X 4
İ-SH-139T	26000	500	560	7,5	607	87	IP55	-35 / 120 °C	3 X 4 / 4 X 4
İ-SH-143T	27000	500	560	7,5	609	90	IP55	-35 / 120 °C	3 X 4 / 4 X 4
İ-SH-147T	28000	500	630	7,5	522	93	IP55	-35 / 120 °C	3 X 4 / 4 X 4
İ-SH-151T	29000	500	630	7,5	520	93	IP55	-35 / 120 °C	3 X 4 / 4 X 4
İ-SH-154T	30000	500	630	11	518	90	IP55	-35 / 120 °C	3 X 6 / 4 X 6
İ-SH-157T	31000	500	630	11	517	93	IP55	-35 / 120 °C	3 X 6 / 4 X 6
İ-SH-160T	32000	500	630	11	516	91	IP55	-35 / 120 °C	3 X 6 / 4 X 6
İ-SH-163T	33000	500	630	11	516	94	IP55	-35 / 120 °C	3 X 6 / 4 X 6
İ-SH-166T	34000	500	630	11	516	91	IP55	-35 / 120 °C	3 X 6 / 4 X 6
İ-SH-169T	35000	500	710	11	474	94	IP55	-35 / 120 °C	3 X 6 / 4 X 6
İ-SH-172T	36000	500	710	11	473	93	IP55	-35 / 120 °C	3 X 6 / 4 X 6
İ-SH-175T	37000	500	710	11	473	94	IP55	-35 / 120 °C	3 X 6 / 4 X 6
İ-SH-178T	38000	500	710	11	473	96	IP55	-35 / 120 °C	3 X 6 / 4 X 6
İ-SH-181T	39000	500	710	11	472	95	IP55	-35 / 120 °C	3 X 6 / 4 X 6
İ-SH-184T	40000	500	710	11	472	96	IP55	-35 / 120 °C	3 X 6 / 4 X 6
İ-SH-187T	41000	500	710	15	473	96	IP55	-35 / 120 °C	3 X 6 / 4 X 6
İ-SH-190T	42000	500	710	15	473	87	IP55	-35 / 120 °C	3 X 6 / 4 X 6

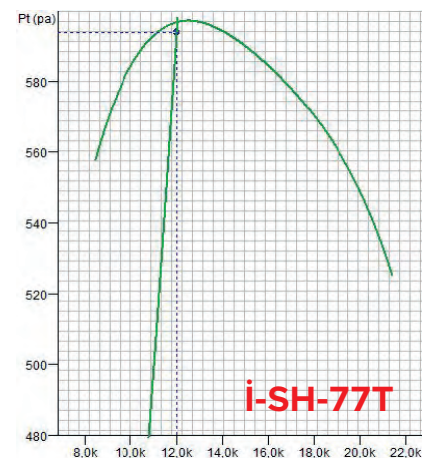
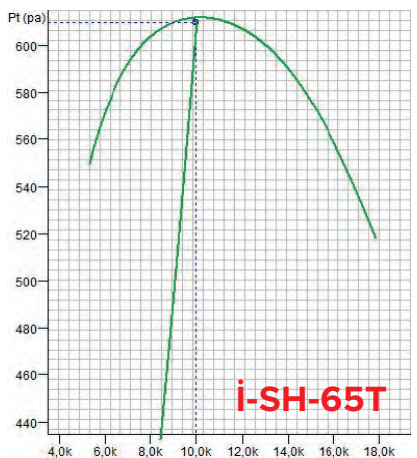
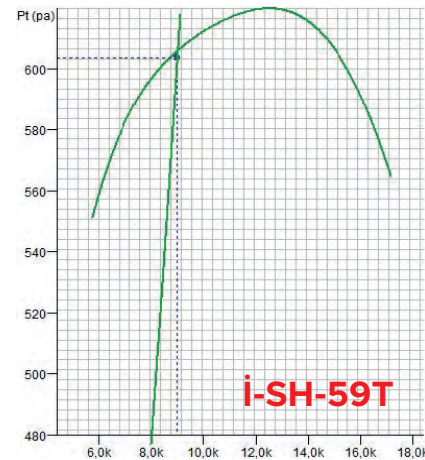
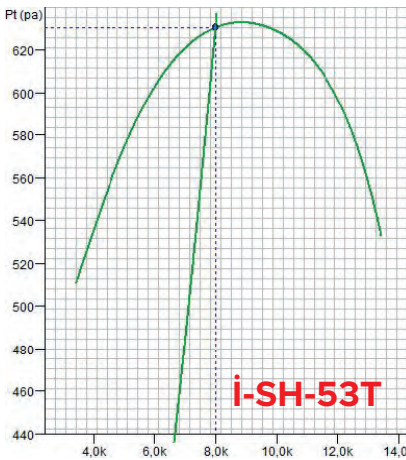
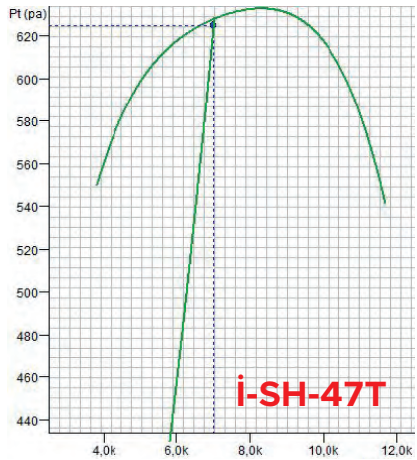
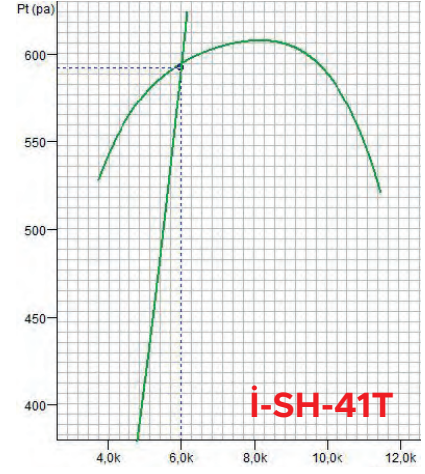
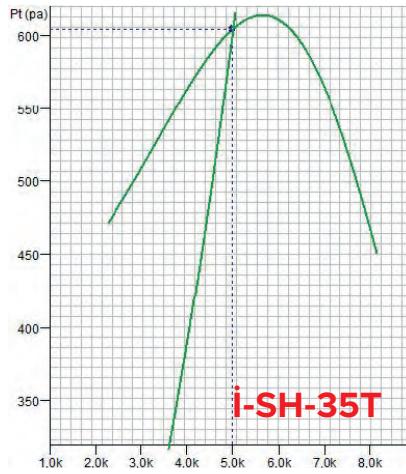
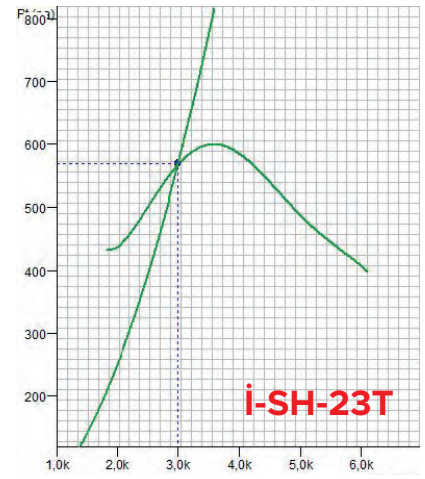
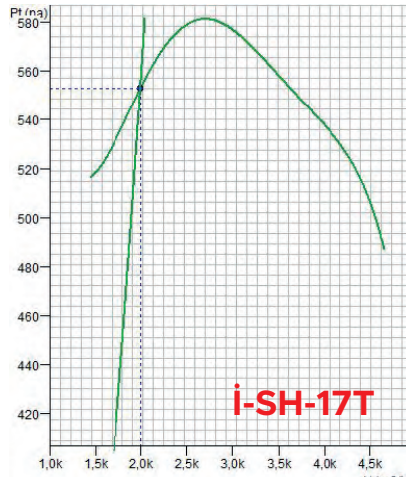
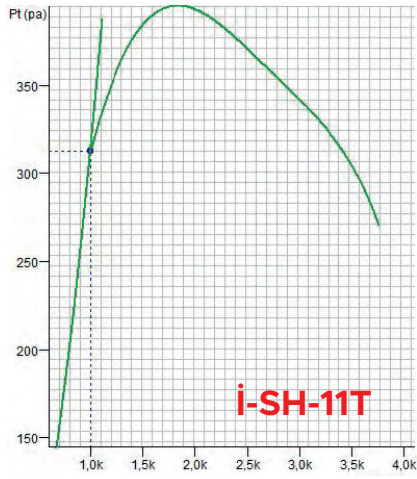
* Ara modeller için lütfen iletişime geçiniz.



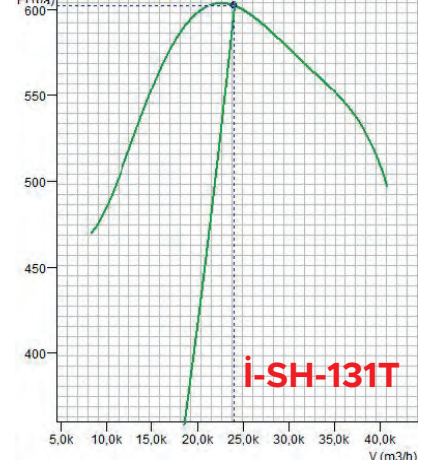
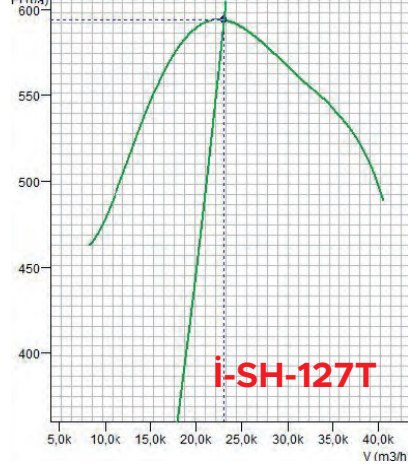
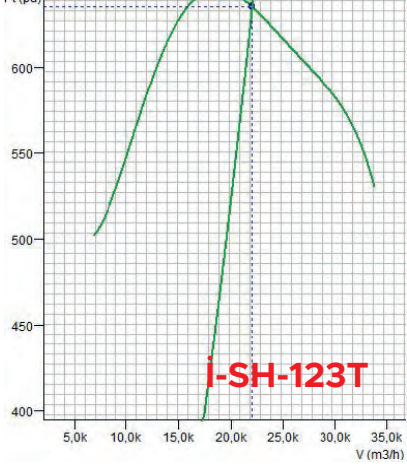
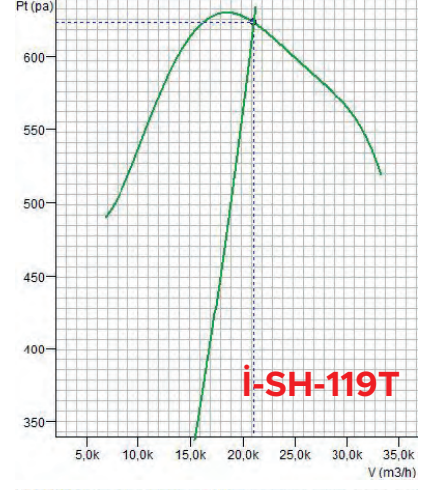
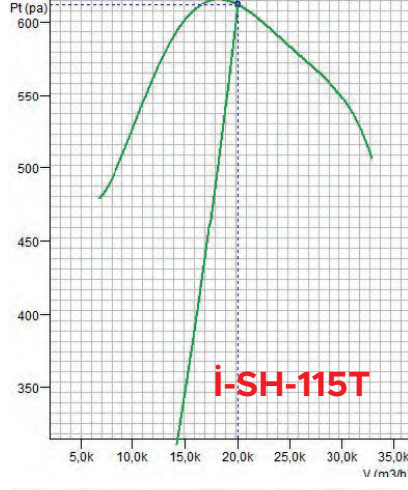
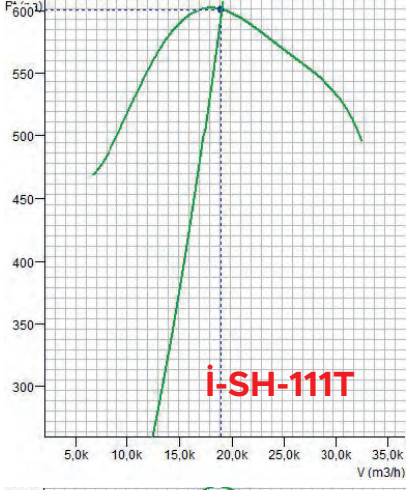
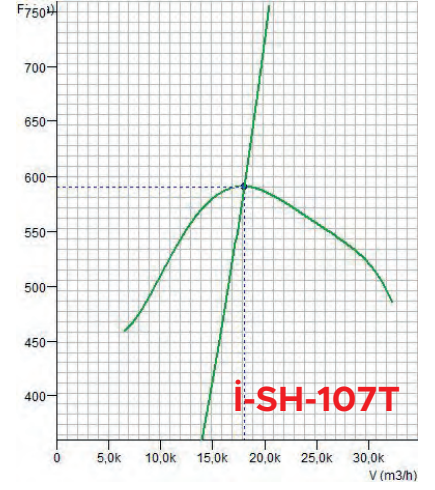
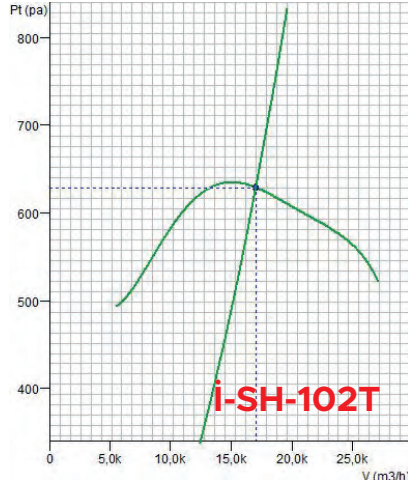
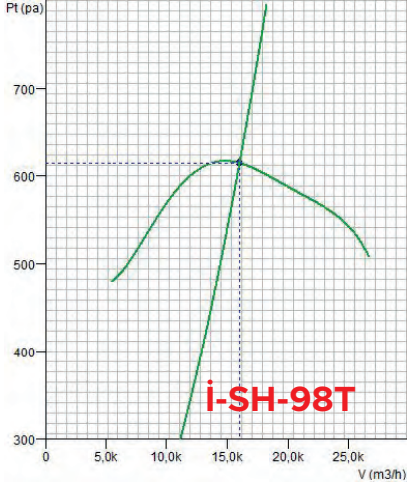
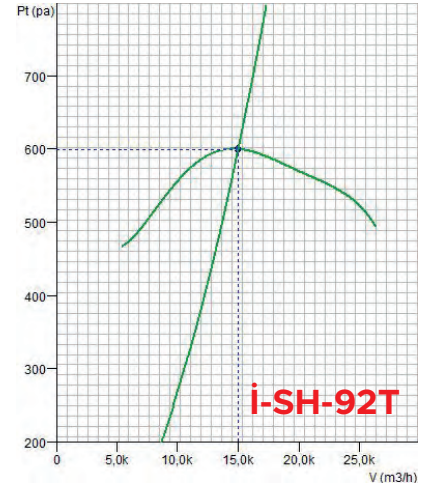
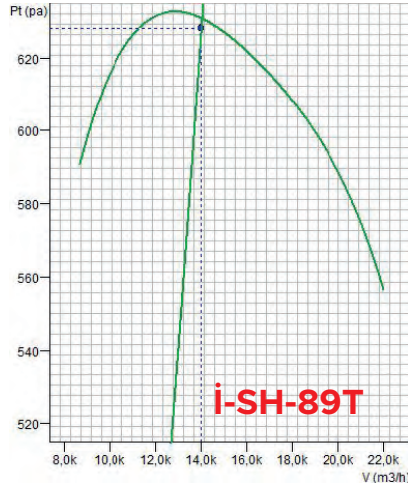
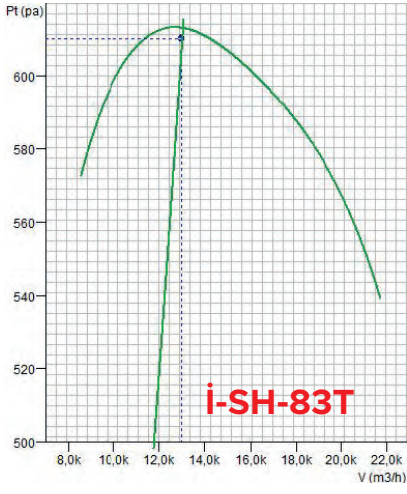
Ölçüler

MODELLER	DIŞTAN DERİNLİK (W) (mm)	DIŞTAN YÜKSEKLİK (H) (mm)	DIŞTAN UZUNLUK (L) (mm)	EMİŞ AĞZI ÖLÇÜLERİ (E1 x E2) (mm)	ATIŞ AĞZI ÖLÇÜLERİ (A1 x A2) (mm)
İ-SH-11T	600	600	700	520 x 200	232 x 208
İ-SH-17T	600	600	700	520 x 250	232 x 208
İ-SH-23T	600	600	800	520 x 300	298 x 262
İ-SH-29T	600	600	800	520 x 350	298 x 262
İ-SH-35T	700	700	900	620 x 400	331 x 289
İ-SH-41T	800	800	1000	720 x 450	395 x 341
İ-SH-47T	800	800	1000	720 x 450	395 x 341
İ-SH-53T	900	900	1100	820 x 500	373 x 404
İ-SH-59T	900	900	1100	820 x 500	471 x 404
İ-SH-65T	900	900	1100	820 x 500	471 x 404
İ-SH-71T	1100	1100	1200	1020 x 550	557 x 478
İ-SH-77T	1100	1100	1200	1020 x 550	557 x 478
İ-SH-83T	1100	1100	1200	1020 x 600	557 x 478
İ-SH-89T	1100	1100	1200	1020 x 550	557 x 478
İ-SH-92T	1200	1200	1400	1120 x 600	569 x 569
İ-SH-98T	1200	1200	1400	1120 x 600	569 x 569
İ-SH-102T	1200	1200	1400	1120 x 650	569 x 569
İ-SH-107T	1300	1300	1500	1220 x 700	638 x 638
İ-SH-111T	1300	1300	1500	1220 x 700	638 x 638
İ-SH-115T	1300	1300	1500	1220 x 750	638 x 638
İ-SH-119T	1300	1300	1500	1220 x 700	638 x 638
İ-SH-123T	1300	1300	1500	1220 x 700	638 x 638
İ-SH-127T	1400	1400	1700	1320 x 700	715 x 715
İ-SH-131T	1400	1400	1700	1320 x 750	715 x 715
İ-SH-135T	1400	1400	1700	1320 x 750	715 x 715
İ-SH-139T	1400	1400	1700	1320 x 750	715 x 715
İ-SH-143T	1400	1400	1700	1320 x 800	715 x 715
İ-SH-147T	1700	1700	1900	1620 x 800	801 x 801
İ-SH-151T	1700	1700	1900	1620 x 800	801 x 801
İ-SH-154T	1700	1700	1900	1620 x 800	801 x 801
İ-SH-157T	1700	1700	1900	1620 x 800	801 x 801
İ-SH-160T	1700	1700	1900	1620 x 800	801 x 801
İ-SH-163T	1700	1700	1900	1620 x 800	801 x 801
İ-SH-166T	1700	1700	1900	1620 x 800	801 x 801
İ-SH-169T	1800	1800	2000	1720 x 800	898 x 898
İ-SH-172T	1800	1800	2000	1720 x 850	898 x 898
İ-SH-175T	1800	1800	2000	1720 x 850	898 x 898
İ-SH-178T	1800	1800	2000	1720 x 850	898 x 898
İ-SH-181T	1800	1800	2000	1720 x 850	898 x 898
İ-SH-184T	1800	1800	2000	1720 x 850	898 x 898
İ-SH-187T	1800	1800	2000	1720 x 850	898 x 898
İ-SH-190T	1800	1800	2000	1720 x 850	898 x 898

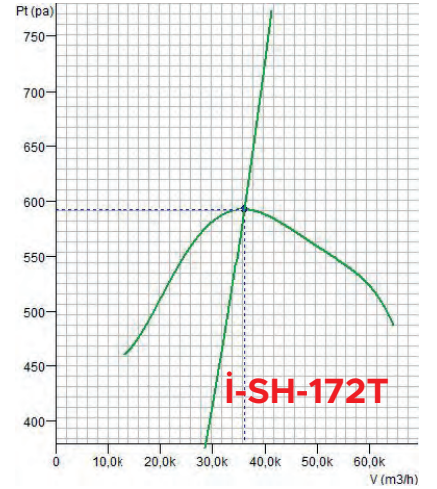
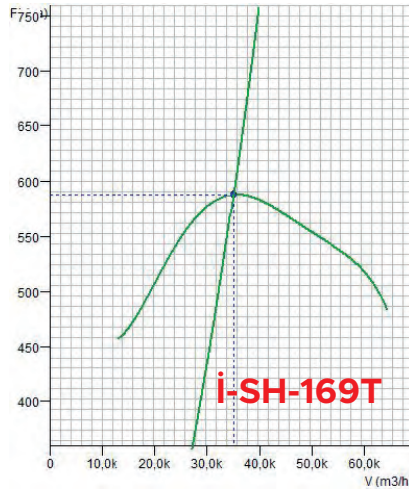
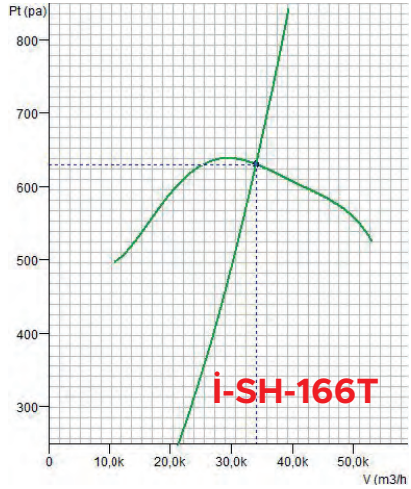
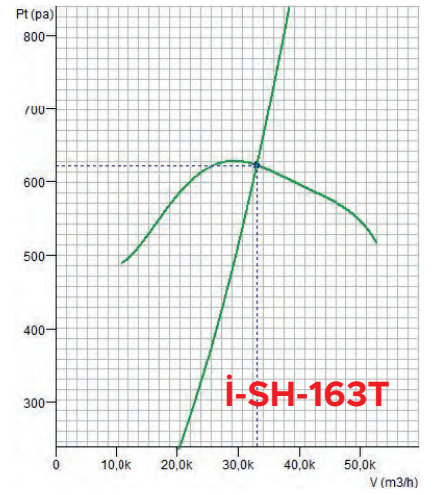
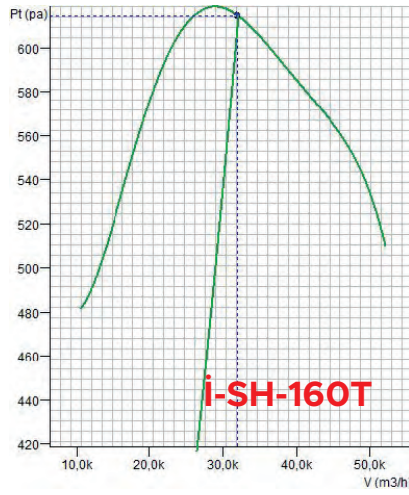
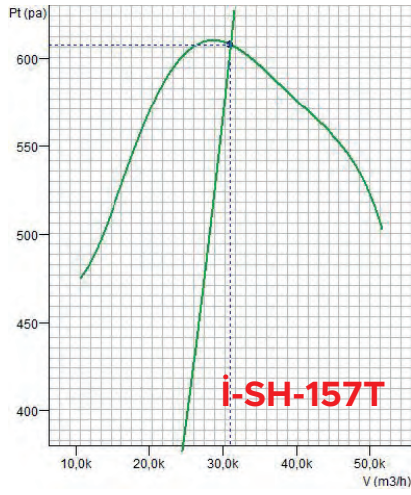
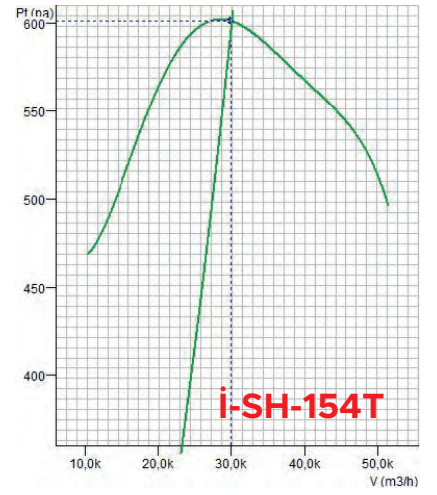
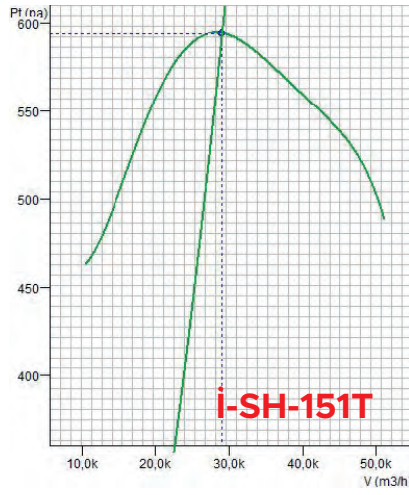
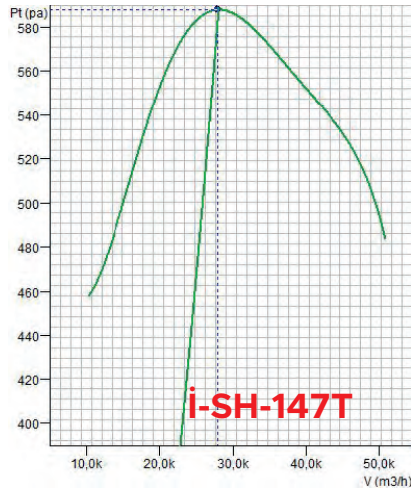
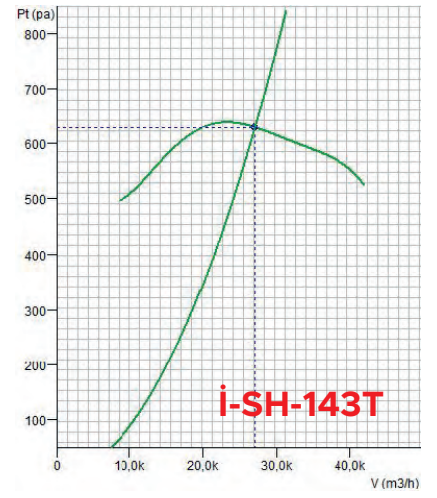
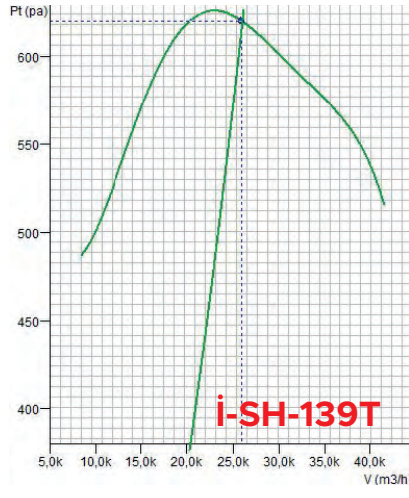
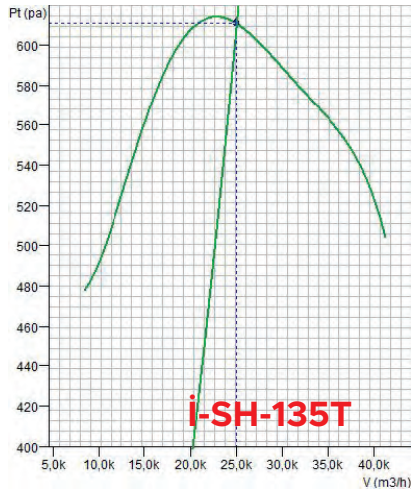
Performans Eğrileri



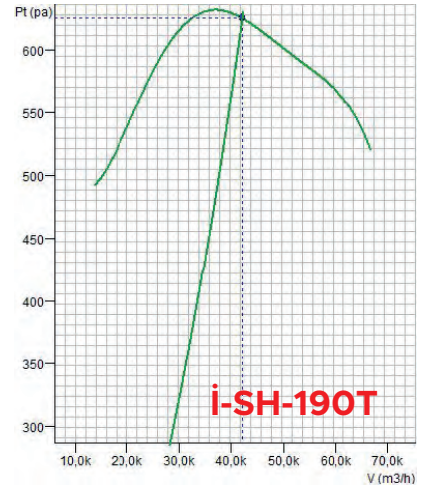
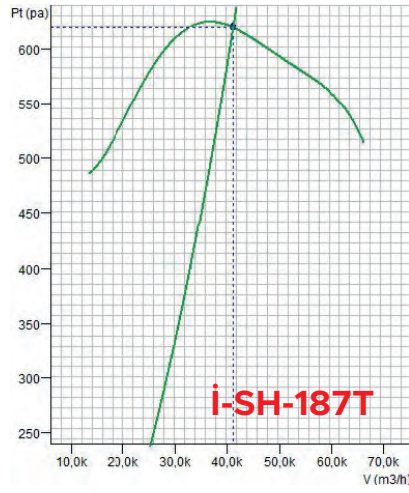
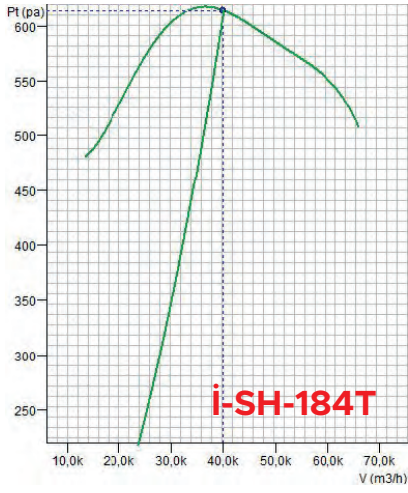
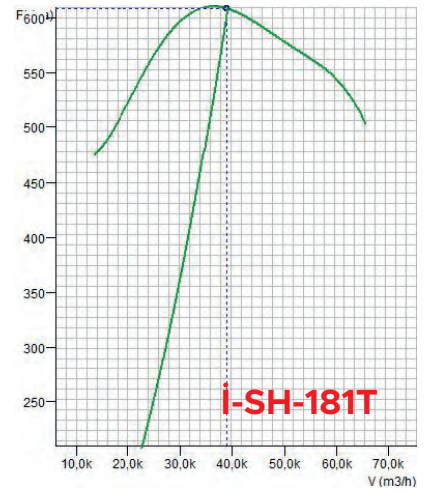
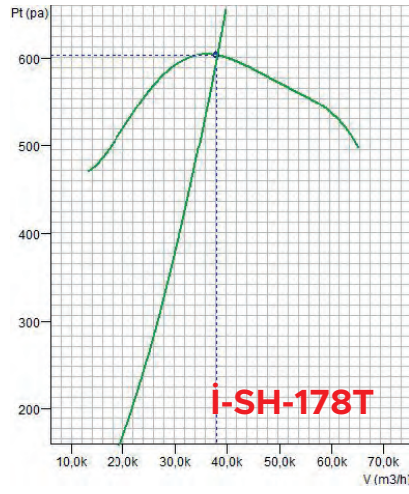
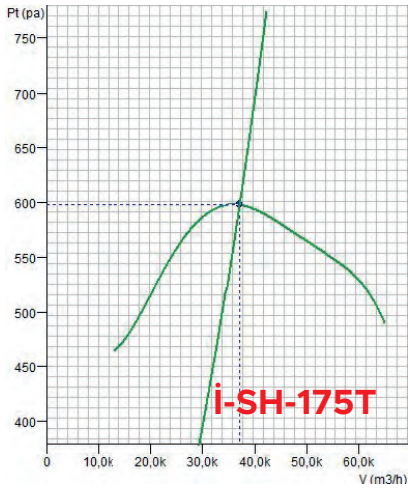
Performans Eğrileri



Performans Eğrileri



Performans Eğrileri



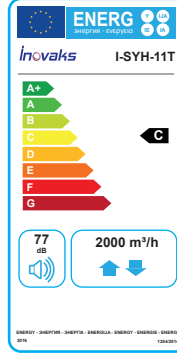
i-SYH

Hücreli Aspiratör
Seyrek Kanatlı

Inovaks



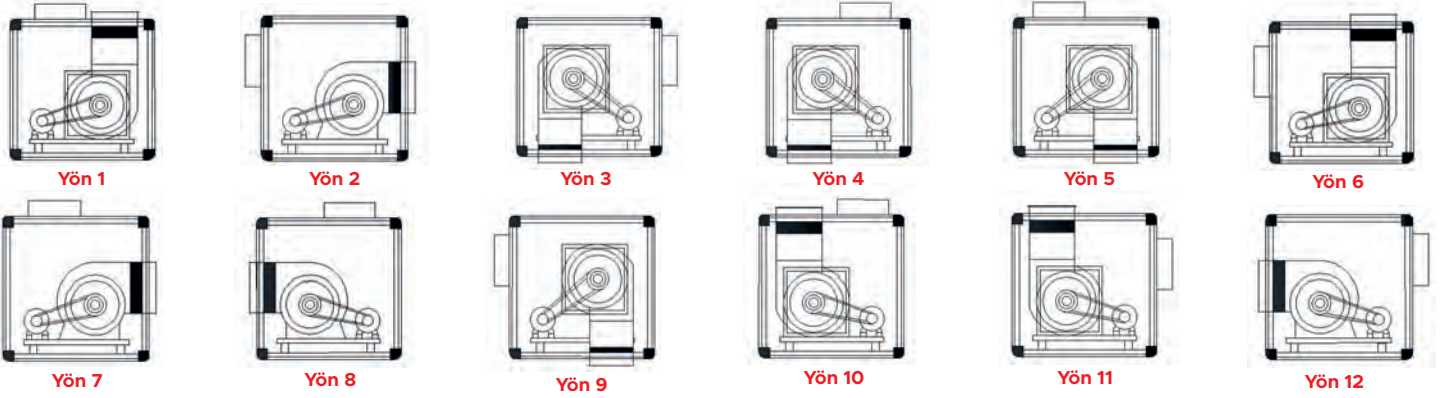
Genel Özellikler



- Hız ayarı (opsiyonel)
- Acil stop butonu (Opsiyonel)
- Düşük ses seviyesi
- Çift cidarlı panel yapısı
- Düşük enerji tüketimi
- Çift emişli santrifüj fan
- IP55 motor koruma sınıfı
- Yüksek basınç kapasite
- G4 Elyaf filtre (Opsiyonel)
- Bakım kolaylığı
- G2 Yağ tutucu metal filtre (Opsiyonel)
- Elektrostatik toz fırın boyası
- Gözetleme camı (Opsiyonel)
- Min/Max Ortam sıcaklığı -35/120°C



Yön Seçim Tablosu



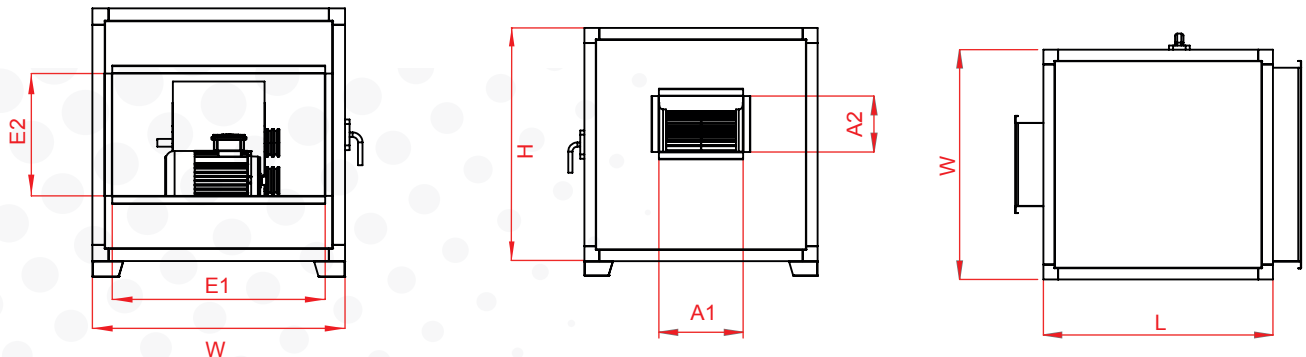
*Sipariş esnasında yön numarası belirtiniz.

Aksesuarlar



- *i-FI-GMT : FREKANS SÜRÜCÜ GMT *i-BS : BAKIM ŞALTERİ *i-AS : ACİL STOP BUTONU *i-GP : GÜÇ PANOSU *i-GC : GÖZETLEME CAMI
*i-G2 : G2 METAL FİLTRE *i-G4 : G4 KABA FİLTRE *i-AC : AKTİF KARBON KASET TİPİ FİLTRE *i-DKTS : DİKDÖRTGEN KANAL TİPİ SUSTURUCU
*i-AL : AYDINLATMA LAMBASI

Teknik Çizim



Teknik Özellikler

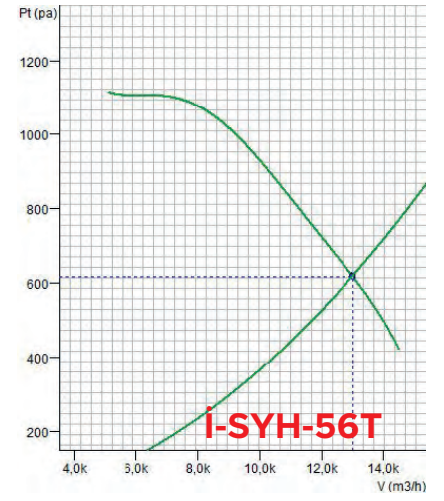
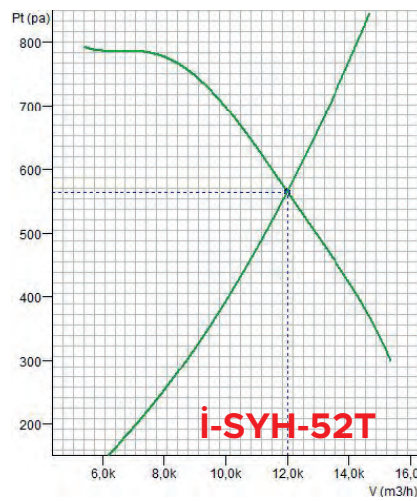
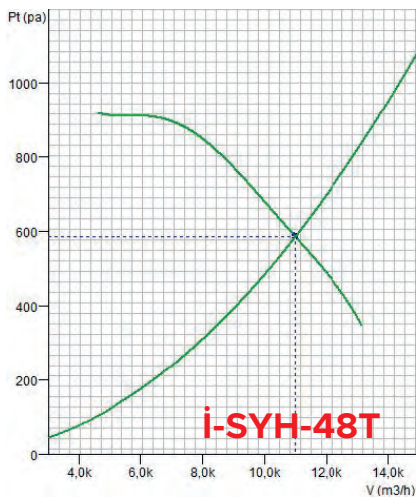
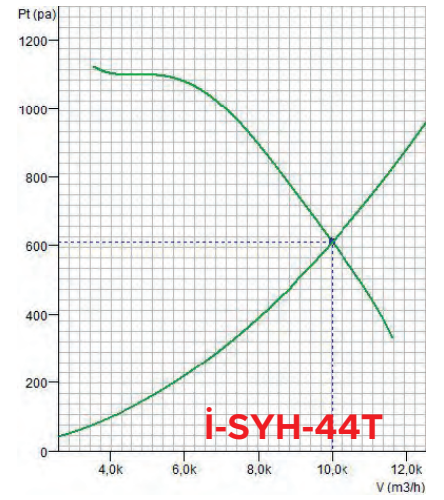
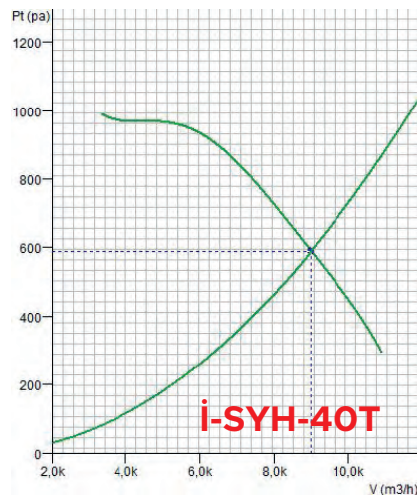
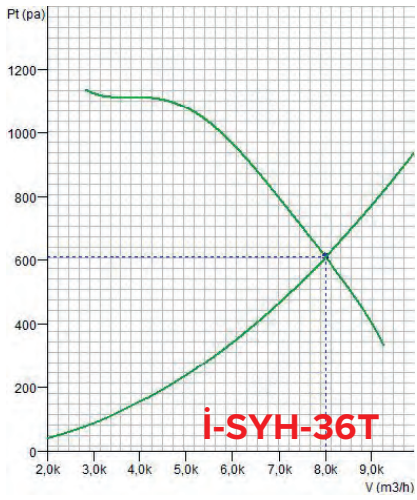
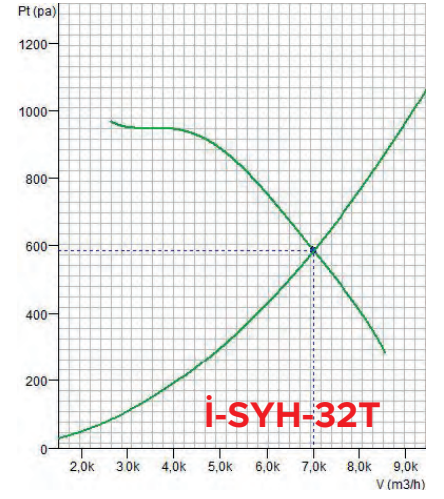
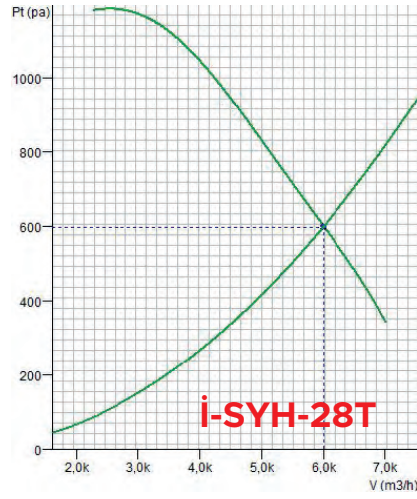
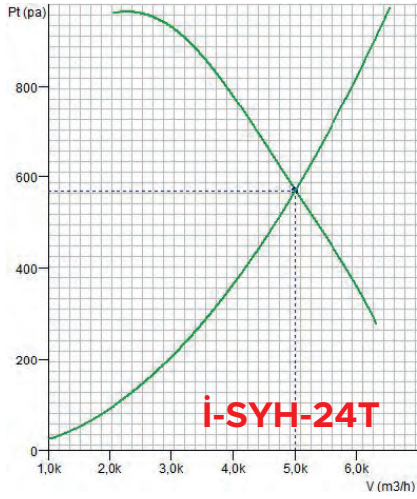
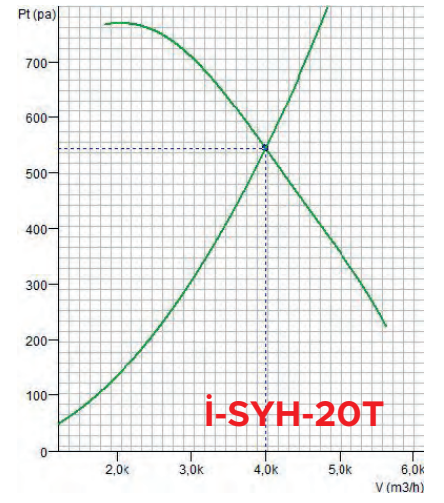
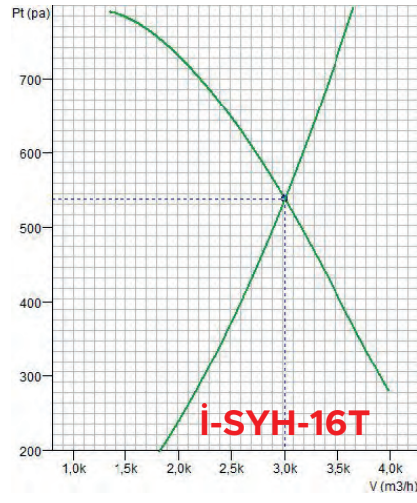
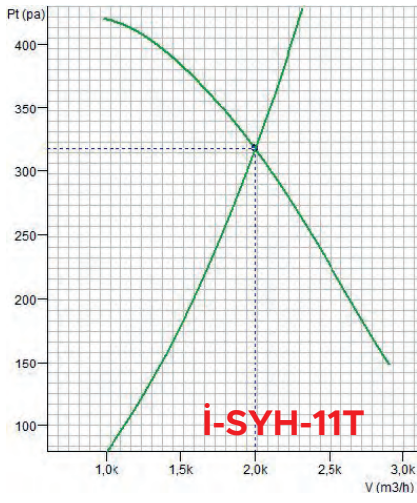
MODELLER	DEBİ (m ³ /h)	BASINÇ (Toplam Statik) (pa)	FAN MODELİ	MOTOR (kW)	DEVİR (rpm)	SES (dBa)	IP SINIFI	ÇALIŞMA SICAKLIĞI (°C)	KABLO KESİTİ
İ-SYH-11T	2000	300	250	0,37	1902	77	IP55	-35 / 120 °C	4 X 2,5
İ-SYH-16T	3000	500	250	1,1	2632	80	IP55	-35 / 120 °C	4 X 2,5
İ-SYH-20T	4000	500	280	1,1	2296	86	IP55	-35 / 120 °C	4 X 2,5
İ-SYH-24T	5000	500	280	1,5	2663	90	IP55	-35 / 120 °C	4 X 2,5
İ-SYH-28T	6000	500	280	2,2	3043	90	IP55	-35 / 120 °C	4 X 2,5
İ-SYH-32T	7000	500	315	2,2	2476	92	IP55	-35 / 120 °C	4 X 2,5
İ-SYH-36T	8000	500	315	3	2770	94	IP55	-35 / 120 °C	4 X 2,5
İ-SYH-40T	9000	500	355	3	2134	97	IP55	-35 / 120 °C	4 X 2,5
İ-SYH-44T	10000	500	355	4	2358	95	IP55	-35 / 120 °C	4 X 2,5
İ-SYH-48T	11000	500	355	5,5	2671	97	IP55	-35 / 120 °C	3 X 2,5 / 4 X 2,5
İ-SYH-52T	12000	500	450	3	1519	99	IP55	-35 / 120 °C	4 X 2,5
İ-SYH-56T	13000	500	400	5,5	2284	94	IP55	-35 / 120 °C	3 X 2,5 / 4 X 2,5
İ-SYH-60T	14000	500	450	4	1650	97	IP55	-35 / 120 °C	4 X 2,5
İ-SYH-64T	15000	500	450	5,5	1785	97	IP55	-35 / 120 °C	3 X 2,5 / 4 X 2,5
İ-SYH-68T	16000	500	450	7,5	1915	94	IP55	-35 / 120 °C	3 X 4 / 4 X 4
İ-SYH-72T	17000	500	450	7,5	1983	96	IP55	-35 / 120 °C	3 X 4 / 4 X 4
İ-SYH-76T	18000	500	500	5,5	1508	97	IP55	-35 / 120 °C	3 X 2,5 / 4 X 2,5
İ-SYH-80T	19000	500	500	7,5	1215	99	IP55	-35 / 120 °C	3 X 4 / 4 X 4
İ-SYH-84T	20000	500	500	7,5	1673	94	IP55	-35 / 120 °C	3 X 4 / 4 X 4
İ-SYH-88T	21000	500	500	11	1833	97	IP55	-35 / 120 °C	3 X 6 / 4 X 6
İ-SYH-92T	22000	500	500	11	1887	97	IP55	-35 / 120 °C	3 X 6 / 4 X 6
İ-SYH-96T	23000	500	560	7,5	1348	98	IP55	-35 / 120 °C	3 X 4 / 4 X 4
İ-SYH-100T	24000	500	560	7,5	1437	96	IP55	-35 / 120 °C	3 X 4 / 4 X 4
İ-SYH-104T	25000	500	560	11	1475	96	IP55	-35 / 120 °C	3 X 6 / 4 X 6
İ-SYH-108T	26000	500	560	11	1610	99	IP55	-35 / 120 °C	3 X 6 / 4 X 6
İ-SYH-112T	27000	500	560	11	1647	99	IP55	-35 / 120 °C	3 X 6 / 4 X 6
İ-SYH-116T	28000	500	630	7,5	1152	99	IP55	-35 / 120 °C	3 X 4 / 4 X 4
İ-SYH-120T	29000	500	630	7,5	1176	101	IP55	-35 / 120 °C	3 X 4 / 4 X 4
İ-SYH-124T	30000	500	630	11	1291	101	IP55	-35 / 120 °C	3 X 6 / 4 X 6
İ-SYH-128T	31000	500	630	11	1273	95	IP55	-35 / 120 °C	3 X 6 / 4 X 6
İ-SYH-132T	32000	500	630	11	1300	96	IP55	-35 / 120 °C	3 X 6 / 4 X 6
İ-SYH-136T	33000	500	630	15	1410	98	IP55	-35 / 120 °C	3 X 6 / 4 X 6
İ-SYH-140T	34000	500	630	15	1436	98	IP55	-35 / 120 °C	3 X 6 / 4 X 6
İ-SYH-144T	35000	500	710	11	1105	98	IP55	-35 / 120 °C	3 X 6 / 4 X 6
İ-SYH-148T	36000	500	710	11	1035	98	IP55	-35 / 120 °C	3 X 6 / 4 X 6
İ-SYH-152T	37000	500	710	11	1093	98	IP55	-35 / 120 °C	3 X 6 / 4 X 6
İ-SYH-156T	38000	500	710	15	1111	96	IP55	-35 / 120 °C	3 X 6 / 4 X 6
İ-SYH-160T	39000	500	710	15	1206	95	IP55	-35 / 120 °C	3 X 6 / 4 X 6
İ-SYH-164T	40000	500	710	15	1149	96	IP55	-35 / 120 °C	3 X 6 / 4 X 6
İ-SYH-168T	41000	500	710	15	1242	98	IP55	-35 / 120 °C	3 X 6 / 4 X 6
İ-SYH-172T	42000	500	710	15	1206	96	IP55	-35 / 120 °C	3 X 6 / 4 X 6
İ-SYH-176T	43000	500	710	18,5	1278	98	IP55	-35 / 120 °C	3 X 10 / 4 X 10
İ-SYH-180T	44000	500	710	18,5	1297	98	IP55	-35 / 120 °C	3 X 10 / 4 X 10
İ-SYH-184T	45000	500	710	18,5	1315	99	IP55	-35 / 120 °C	3 X 10 / 4 X 10
İ-SYH-188T	46000	500	710	22	1334	99	IP55	-35 / 120 °C	3 X 16 / 4 X 16
İ-SYH-192T	47000	500	710	22	1353	99	IP55	-35 / 120 °C	3 X 16 / 4 X 16
İ-SYH-196T	48000	500	800	15	983	96	IP55	-35 / 120 °C	3 X 6 / 4 X 6
İ-SYH-200T	49000	500	800	15	996	96	IP55	-35 / 120 °C	3 X 6 / 4 X 6
İ-SYH-204T	50000	500	800	15	1009	96	IP55	-35 / 120 °C	3 X 6 / 4 X 6

* Ara modeller için lütfen iletişime geçiniz.

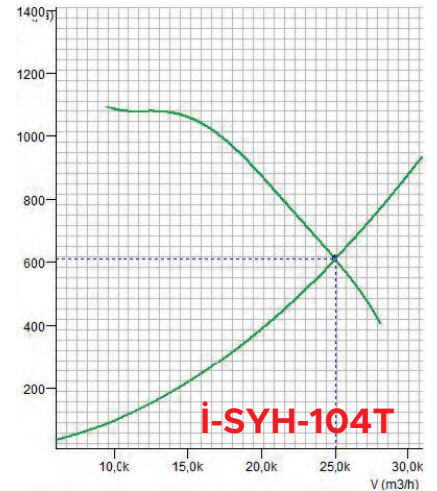
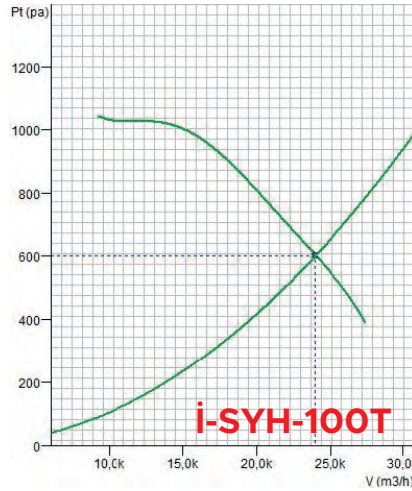
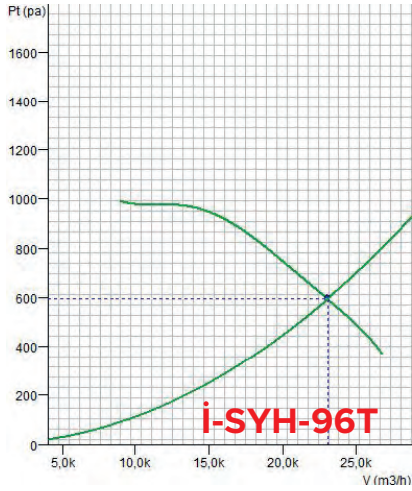
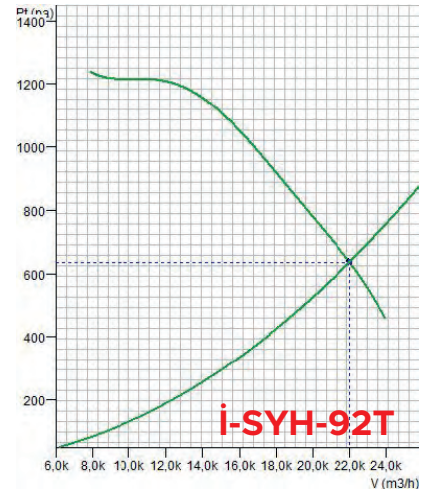
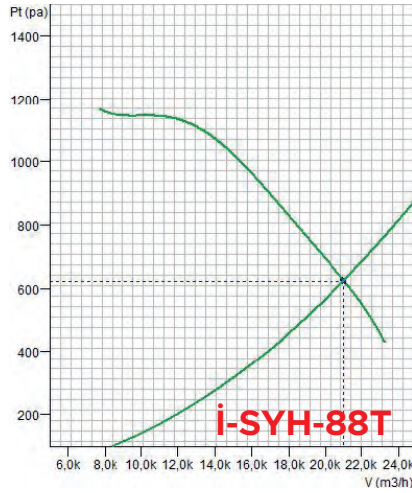
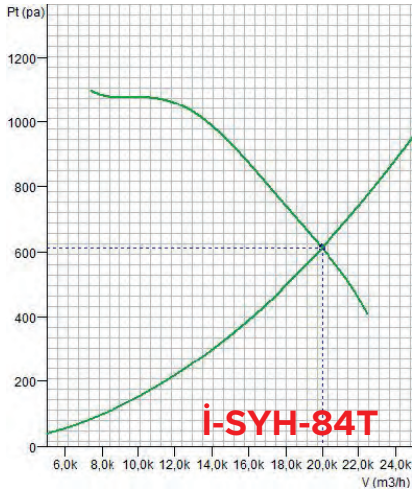
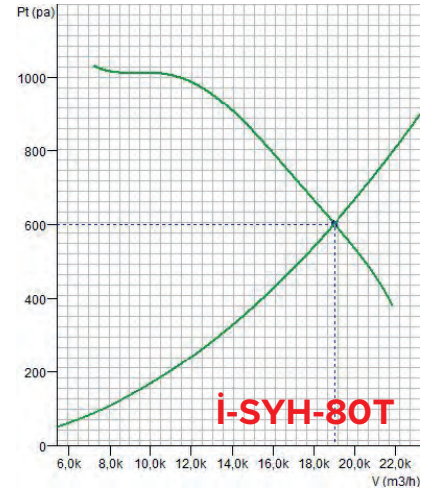
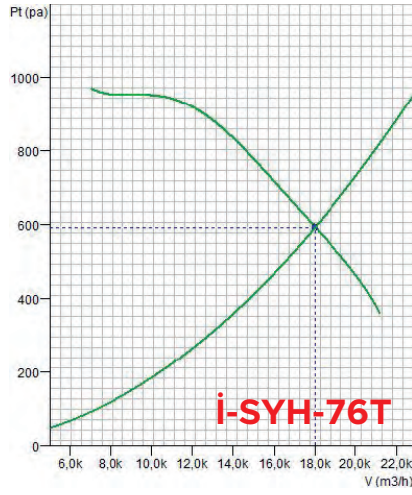
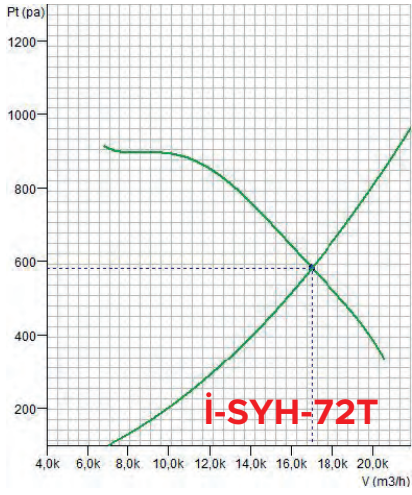
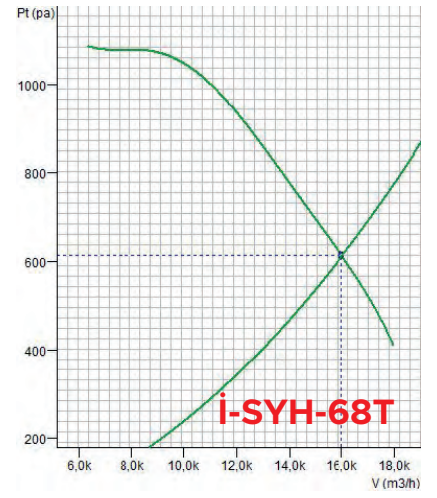
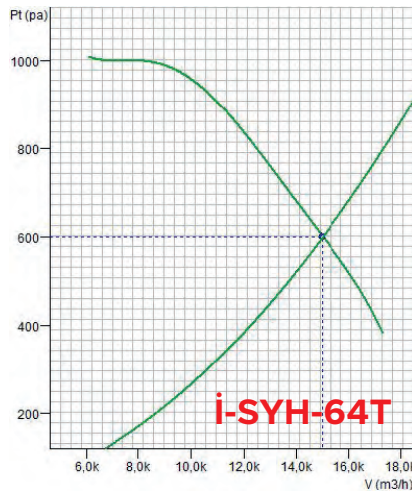
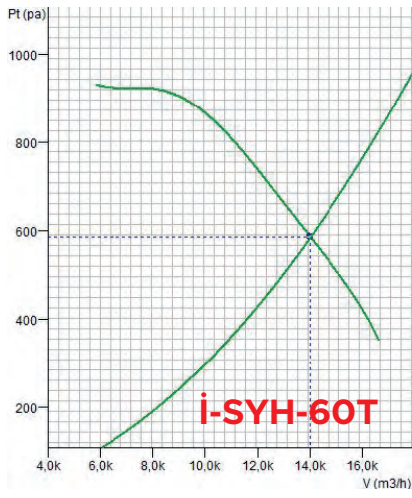
Ölçüler

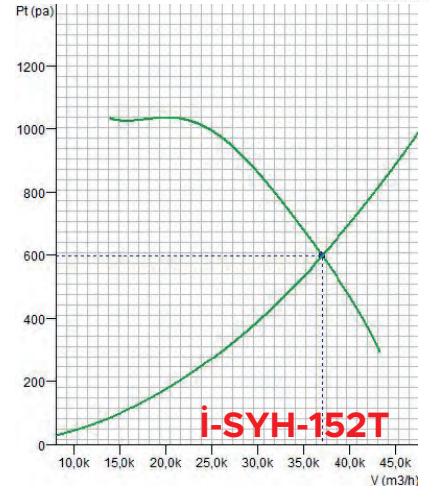
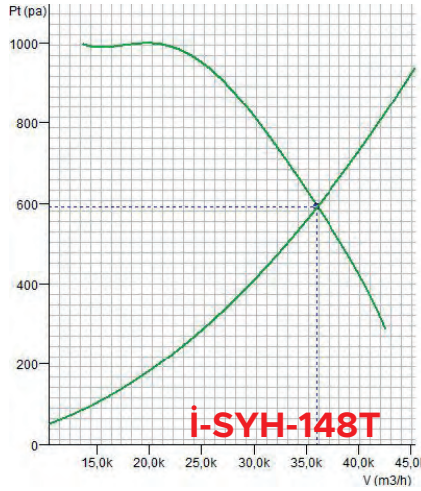
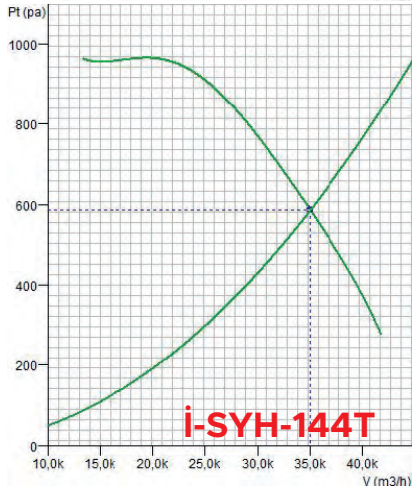
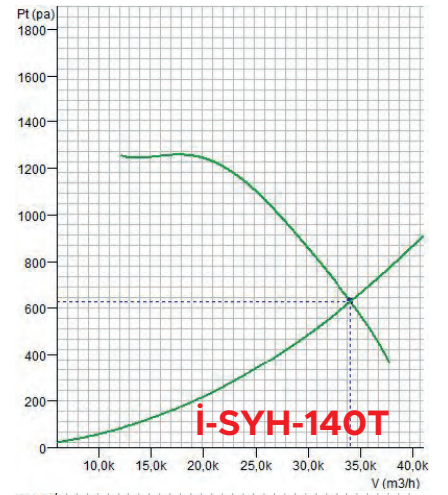
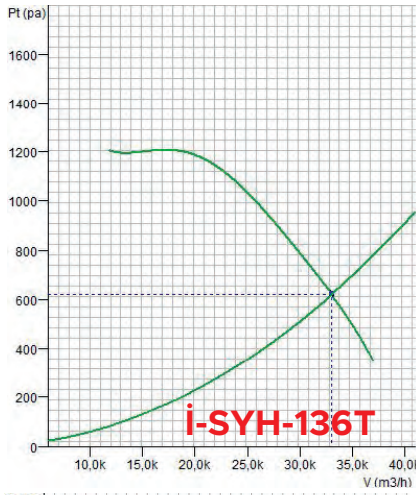
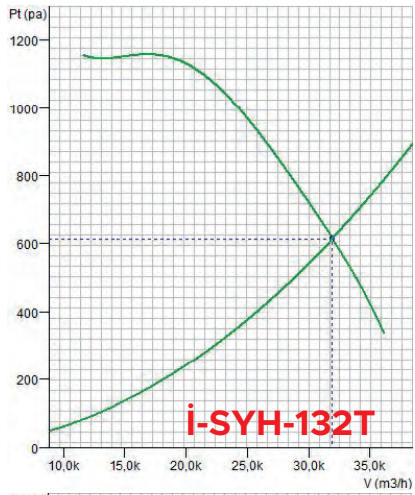
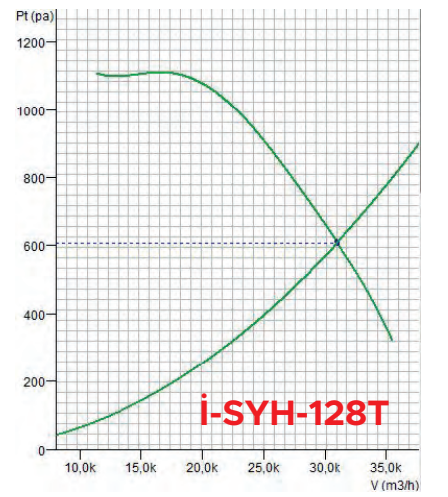
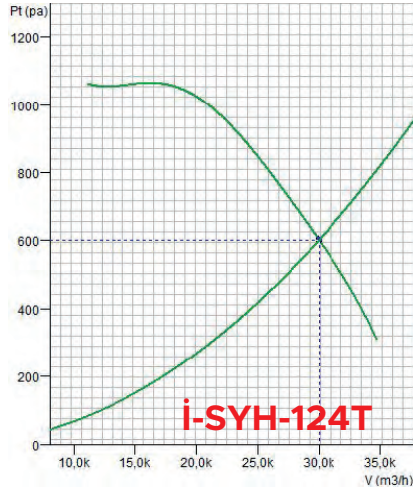
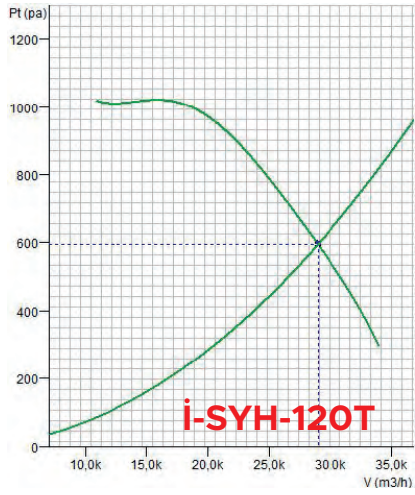
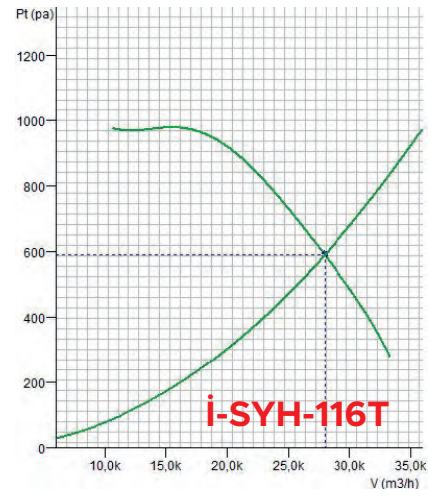
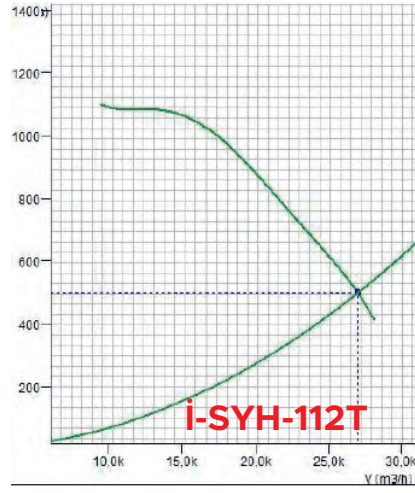
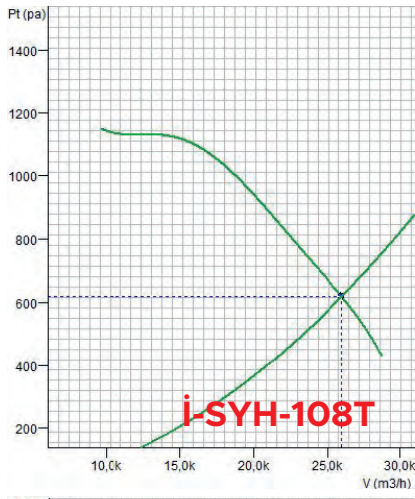
MODELLER	DIŞTAN DERİNLİK (W) (mm)	DIŞTAN YÜKSEKLİK (H) (mm)	DIŞTAN UZUNLUK (L) (mm)	EMİŞ AĞZI ÖLÇÜLERİ (E1 x E2) (mm)	ATIŞ AĞZI ÖLÇÜLERİ (A1 x A2) (mm)
İ-SYH-11T	700	700	900	620 x 200	322 x 322
İ-SYH-16T	700	700	900	620 x 250	322 x 322
İ-SYH-20T	800	800	1000	720 x 300	361 x 361
İ-SYH-24T	800	800	1000	720 x 300	361 x 361
İ-SYH-28T	800	800	1000	720 x 350	361 x 361
İ-SYH-32T	900	900	1100	820 x 350	404 x 404
İ-SYH-36T	900	900	1100	820 x 400	404 x 404
İ-SYH-40T	1000	1000	1200	920 x 450	453 x 453
İ-SYH-44T	1000	1000	1200	920 x 450	453 x 453
İ-SYH-48T	1000	1000	1200	920 x 500	453 x 453
İ-SYH-52T	1200	1200	1400	1120 x 550	569 x 569
İ-SYH-56T	1100	1100	1300	1020 x 550	507 x 507
İ-SYH-60T	1200	1200	1400	1120 x 550	569 x 569
İ-SYH-64T	1200	1200	1400	1120 x 600	569 x 569
İ-SYH-68T	1200	1200	1400	1120 x 600	569 x 569
İ-SYH-72T	1200	1200	1400	1120 x 650	569 x 569
İ-SYH-76T	1300	1300	1500	1220 x 650	638 x 638
İ-SYH-80T	1300	1300	1500	1220 x 650	638 x 638
İ-SYH-84T	1300	1300	1500	1220 x 650	638 x 638
İ-SYH-88T	1300	1300	1500	1220 x 650	638 x 638
İ-SYH-92T	1300	1300	1500	1220 x 700	638 x 638
İ-SYH-96T	1400	1400	1700	1320 x 700	715 x 715
İ-SYH-100T	1400	1400	1700	1320 x 700	715 x 715
İ-SYH-104T	1400	1400	1700	1320 x 750	715 x 715
İ-SYH-108T	1400	1400	1700	1320 x 750	715 x 715
İ-SYH-112T	1400	1400	1700	1320 x 750	715 x 715
İ-SYH-116T	1700	1700	1900	1620 x 800	801 x 801
İ-SYH-120T	1700	1700	1900	1620 x 800	801 x 801
İ-SYH-124T	1700	1700	1900	1620 x 800	801 x 801
İ-SYH-128T	1700	1700	1900	1620 x 800	801 x 801
İ-SYH-132T	1700	1700	1900	1620 x 800	801 x 801
İ-SYH-136T	1700	1700	1900	1620 x 850	801 x 801
İ-SYH-140T	1700	1700	1900	1620 x 850	801 x 801
İ-SYH-144T	1800	1800	2000	1720 x 850	898 x 898
İ-SYH-148T	1800	1800	2000	1720 x 850	898 x 898
İ-SYH-152T	1800	1800	2000	1720 x 900	898 x 898
İ-SYH-156T	1800	1800	2000	1720 x 900	898 x 898
İ-SYH-160T	1800	1800	2000	1720 x 900	898 x 898
İ-SYH-164T	1800	1800	2000	1720 x 950	898 x 898
İ-SYH-168T	1800	1800	2000	1720 x 950	898 x 898
İ-SYH-172T	1800	1800	2000	1720 x 950	898 x 898
İ-SYH-176T	1800	1800	2000	1720 x 950	898 x 898
İ-SYH-180T	1800	1800	2000	1720 x 950	898 x 898
İ-SYH-184T	1800	1800	2000	1720 x 1000	898 x 898
İ-SYH-188T	1800	1800	2000	1720 x 1000	898 x 898
İ-SYH-192T	1800	1800	2000	1720 x 1000	898 x 898
İ-SYH-196T	2000	2000	2200	1920 x 1000	1007 x 1007
İ-SYH-200T	2000	2000	2200	1920 x 1050	1007 x 1007
İ-SYH-204T	2000	2000	2200	1920 x 1050	1007 x 1007

Performans Eğrileri

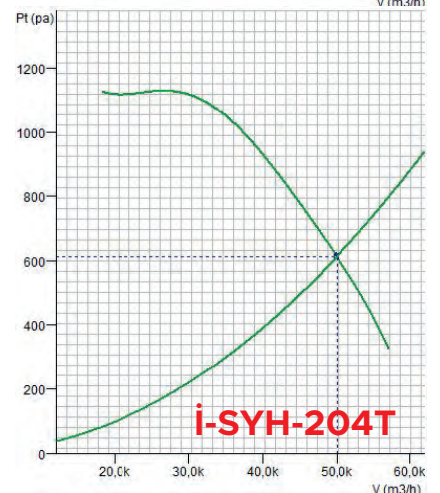
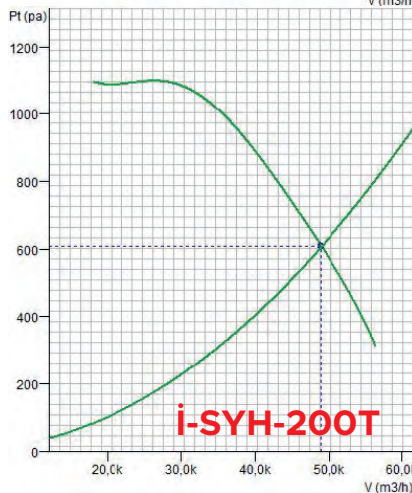
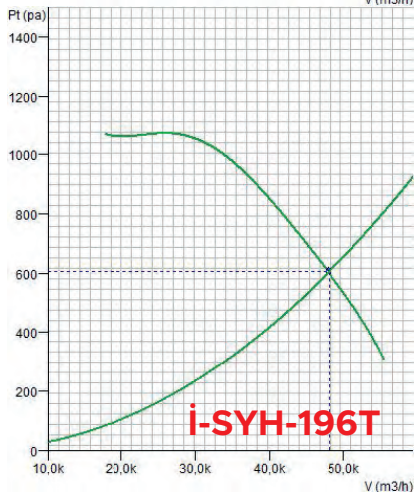
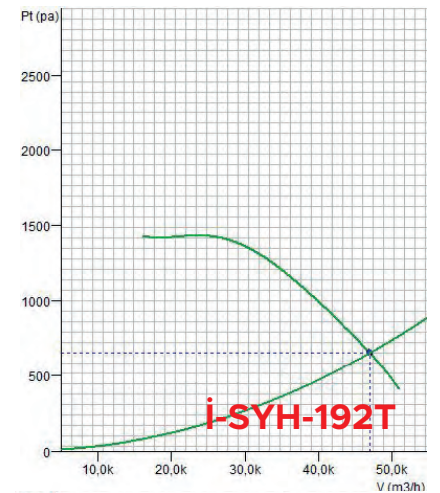
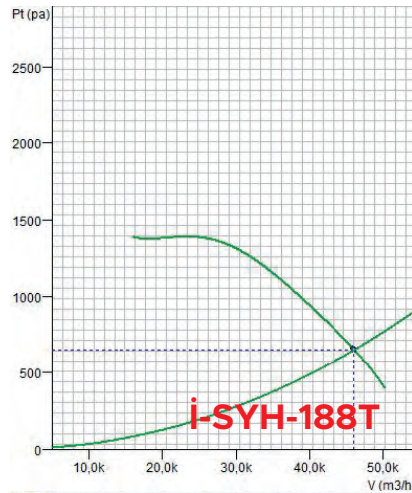
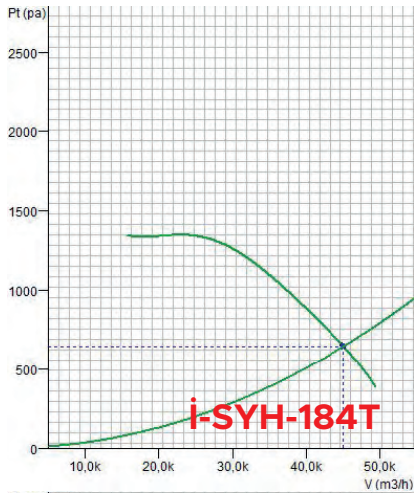
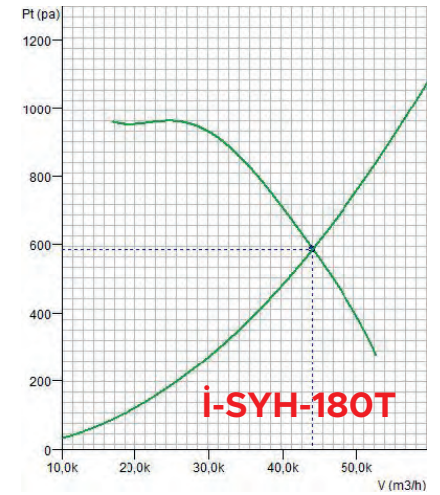
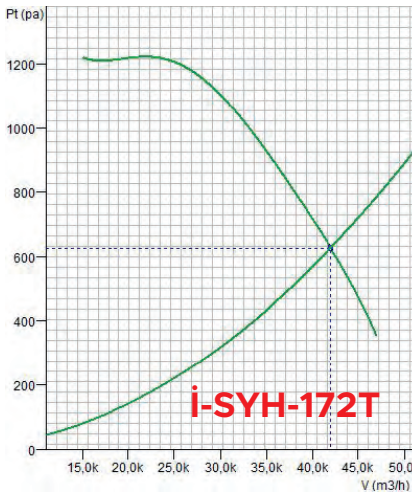
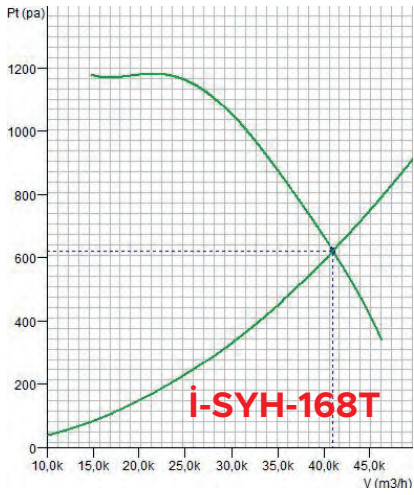
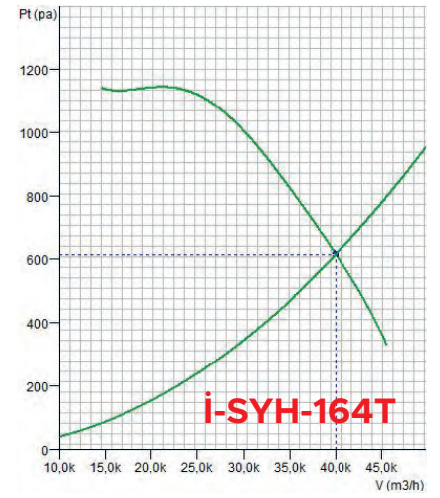
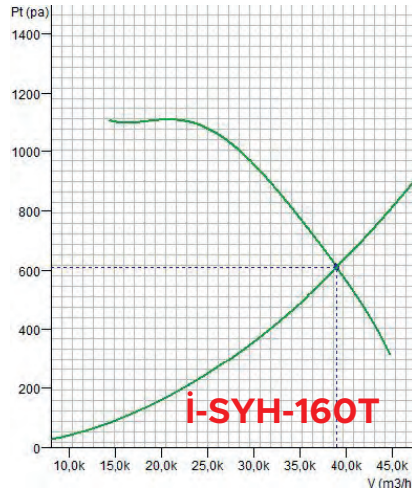
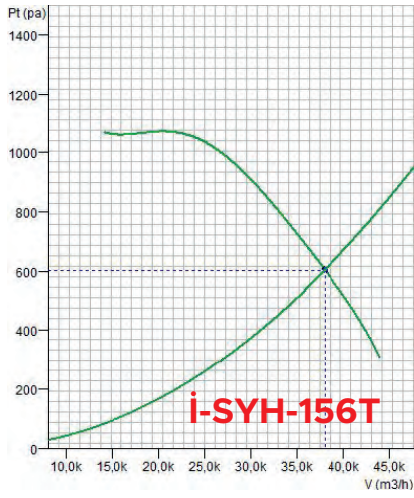


Performans Eğrileri





Performans Eğrileri



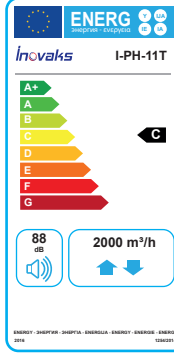
İ-PH

Hücreli Aspiratör
Plug Fanlı

İnovaks



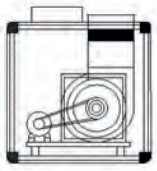
Genel Özellikler



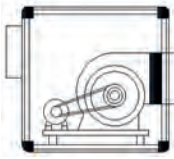
- Hız ayarı (opsiyonel)
- Düşük ses seviyesi
- Düşük enerji tüketimi
- IP55 motor koruma sınıfı
- Elektrostatik toz fırın boya
- G4 Elyaf filtre(Opsiyonel)
- G2 Yağ tutucu metal filtre(Opsiyonel)
- Gözetleme camı(Opsiyonel)
- Min/Max Ortam sıcaklığı -35/120°C
- Acil stop butonu(Opsiyonel)
- Çift cidarlı panel yapısı
- Çift emişli santrifüj fan
- Yüksek basınç kapasite
- Bakım kolaylığı



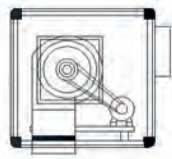
Yön Seçim Tablosu



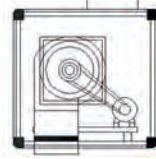
Yön 1



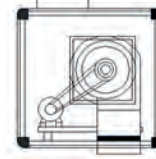
Yön 2



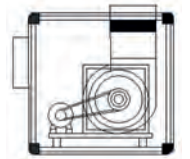
Yön 3



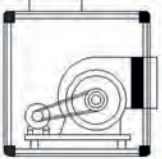
Yön 4



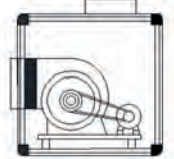
Yön 5



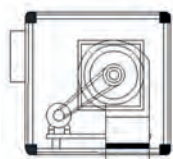
Yön 6



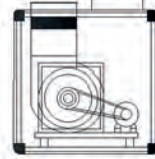
Yön 7



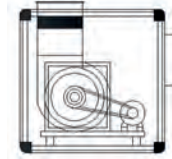
Yön 8



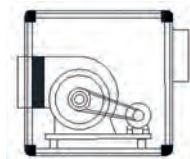
Yön 9



Yön 10



Yön 11



Yön 12

*Sipariş esnasında yön numarası belirtiniz.

Aksesuarlar



İ-FI-GMT



İ-BS



İ-AS



İ-GP



İ-AL



İ-GC



İ-G4



İ-AC



İ-G2



İ-DKTS

* İ-FI-GMT : FREKANS SÜRÜCÜ GMT * İ-BS : BAKIM ŞALTERİ * İ-AS : ACİL STOP BUTONU * İ-GP : GÜÇ PANOSU * İ-AL : AYDINLATMA LAMBASI

* İ-GC : GÖZETLEME CAMI * İ-G4 : G4 KABA FİLTRE * İ-AC : AKTİF KARBON KASET TİP FİLTRE * İ-G2 : G2 METAL FİLTRE

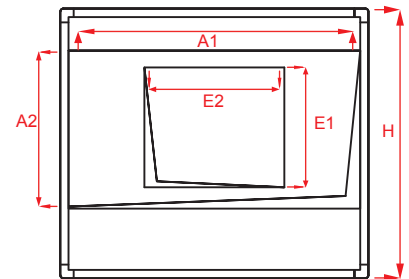
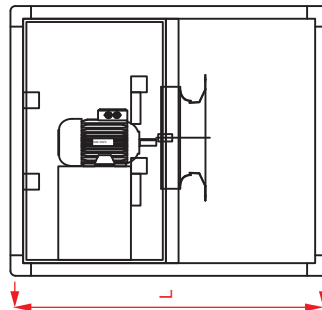
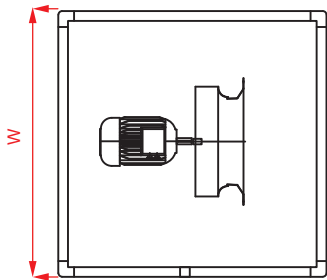
* İ-DKTS : DİKDÖRTGEN KANAL TİPİ SUSTURUCU

Teknik Özellikler

MODELLER	DEBİ (m ³ /h)	BASINÇ (Toplam Statik) (pa)	FAN MODELİ	MOTOR (kW)	DEVİR (rpm)	SES (dBa)	IP SINIFI	ÇALIŞMA SICAKLIĞI (°C)	KABLO KESİTİ
İ-PH-11T	2000	300	280	0,55	2538	88	IP55	-35 / 120 °C	4 X 2,5
İ-PH-16T	3000	500	280	1,1	3123	94	IP55	-35 / 120 °C	4 X 2,5
İ-PH-20T	4000	500	315	1,5	2880	96	IP55	-35 / 120 °C	4 X 2,5
İ-PH-24T	5000	500	355	2,2	2450	96	IP55	-35 / 120 °C	4 X 2,5
İ-PH-28T	6000	500	400	2,2	2111	101	IP55	-35 / 120 °C	4 X 2,5
İ-PH-32T	7000	500	400	3	2345	93	IP55	-35 / 120 °C	4 X 2,5
İ-PH-36T	8000	500	450	2,2	1945	103	IP55	-35 / 120 °C	4 X 2,5
İ-PH-40T	9000	500	450	3	2112	98	IP55	-35 / 120 °C	4 X 2,5
İ-PH-44T	10000	500	500	3	1783	96	IP55	-35 / 120 °C	4 X 2,5
İ-PH-48T	11000	500	500	4	1907	99	IP55	-35 / 120 °C	4 X 2,5
İ-PH-52T	12000	500	560	4	1550	96	IP55	-35 / 120 °C	4 X 2,5
İ-PH-56T	13000	500	560	4	1636	98	IP55	-35 / 120 °C	4 X 2,5
İ-PH-60T	14000	500	560	5,5	1725	100	IP55	-35 / 120 °C	3 X 2,5 / 4 X 2,5
İ-PH-64T	15000	500	630	5,5	1374	101	IP55	-35 / 120 °C	3 X 2,5 / 4 X 2,5
İ-PH-68T	16000	500	630	5,5	1434	103	IP55	-35 / 120 °C	3 X 2,5 / 4 X 2,5
İ-PH-72T	17000	500	630	5,5	1496	100	IP55	-35 / 120 °C	3 X 2,5 / 4 X 2,5
İ-PH-76T	18000	500	630	5,5	1560	101	IP55	-35 / 120 °C	3 X 2,5 / 4 X 2,5
İ-PH-80T	19000	500	710	5,5	1192	102	IP55	-35 / 120 °C	3 X 2,5 / 4 X 2,5
İ-PH-84T	20000	500	710	5,5	1231	103	IP55	-35 / 120 °C	3 X 2,5 / 4 X 2,5
İ-PH-88T	21000	500	710	7,5	1271	105	IP55	-35 / 120 °C	3 X 4 / 4 X 4
İ-PH-92T	22000	500	710	7,5	1313	98	IP55	-35 / 120 °C	3 X 4 / 4 X 4
İ-PH-96T	23000	500	710	7,5	1355	99	IP55	-35 / 120 °C	3 X 4 / 4 X 4
İ-PH-100T	24000	500	800	7,5	1064	100	IP55	-35 / 120 °C	3 X 4 / 4 X 4
İ-PH-104T	25000	500	800	7,5	1092	101	IP55	-35 / 120 °C	3 X 4 / 4 X 4
İ-PH-108T	26000	500	800	7,5	1121	102	IP55	-35 / 120 °C	3 X 4 / 4 X 4
İ-PH-112T	27000	500	800	7,5	1150	103	IP55	-35 / 120 °C	3 X 4 / 4 X 4
İ-PH-116T	28000	500	800	11	1179	104	IP55	-35 / 120 °C	3 X 6 / 4 X 6
İ-PH-120T	29000	500	800	11	1209	105	IP55	-35 / 120 °C	3 X 6 / 4 X 6
İ-PH-124T	30000	500	900	11	942	106	IP55	-35 / 120 °C	3 X 6 / 4 X 6
İ-PH-128T	31000	500	900	11	961	107	IP55	-35 / 120 °C	3 X 6 / 4 X 6
İ-PH-132T	32000	500	900	11	981	107	IP55	-35 / 120 °C	3 X 6 / 4 X 6
İ-PH-136T	33000	500	900	11	1002	108	IP55	-35 / 120 °C	3 X 6 / 4 X 6
İ-PH-140T	34000	500	900	11	1022	104	IP55	-35 / 120 °C	3 X 6 / 4 X 6
İ-PH-144T	35000	500	900	11	1043	105	IP55	-35 / 120 °C	3 X 6 / 4 X 6
İ-PH-148T	36000	500	900	11	1064	105	IP55	-35 / 120 °C	3 X 6 / 4 X 6
İ-PH-152T	37000	500	1000	11	859	106	IP55	-35 / 120 °C	3 X 6 / 4 X 6
İ-PH-156T	38000	500	1000	11	873	107	IP55	-35 / 120 °C	3 X 6 / 4 X 6
İ-PH-160T	39000	500	1000	11	888	107	IP55	-35 / 120 °C	3 X 6 / 4 X 6
İ-PH-164T	40000	500	1000	15	903	108	IP55	-35 / 120 °C	3 X 6 / 4 X 6

* Ara modeller için lütfen iletişime geçiniz.

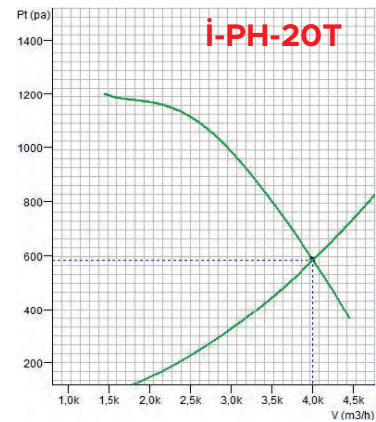
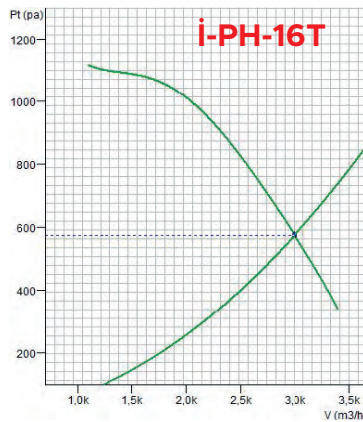
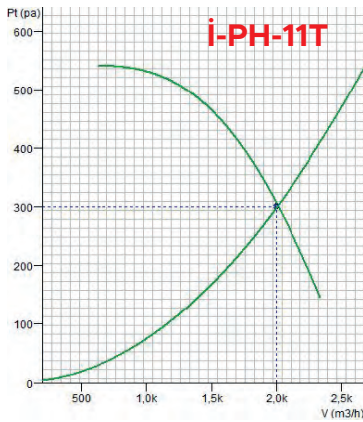
Teknik Çizim



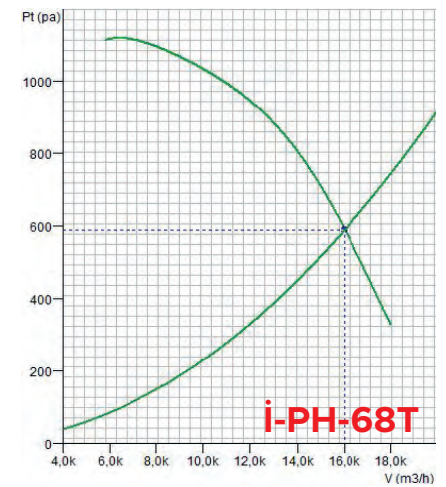
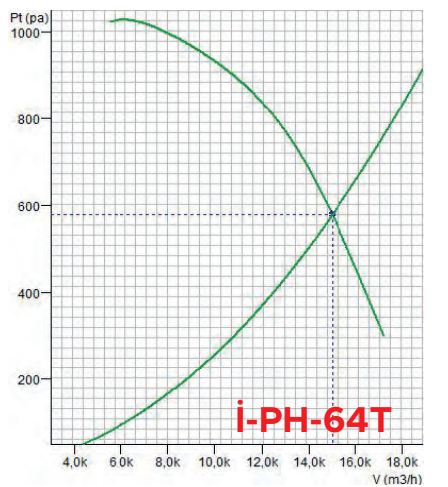
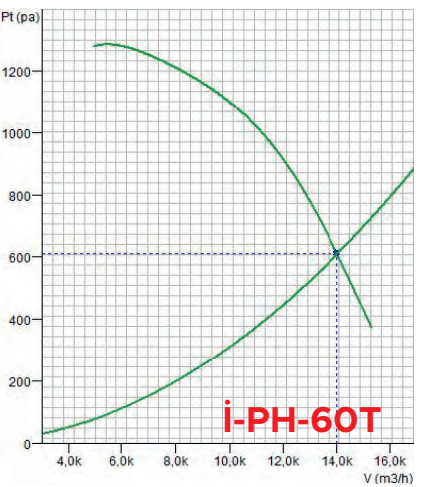
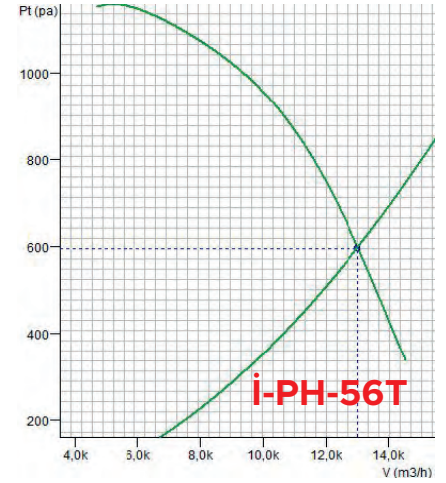
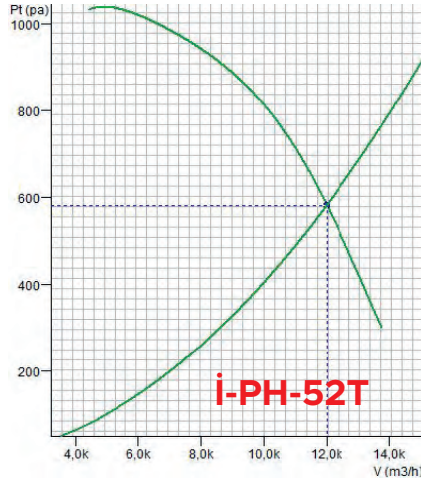
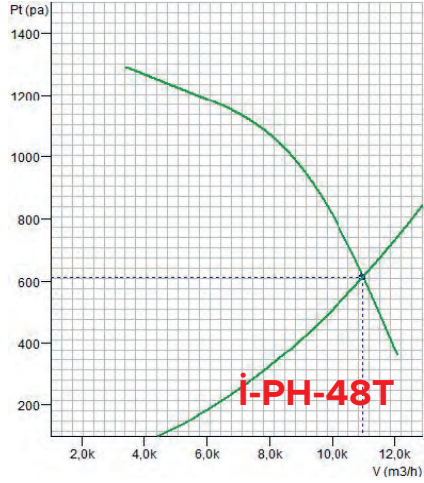
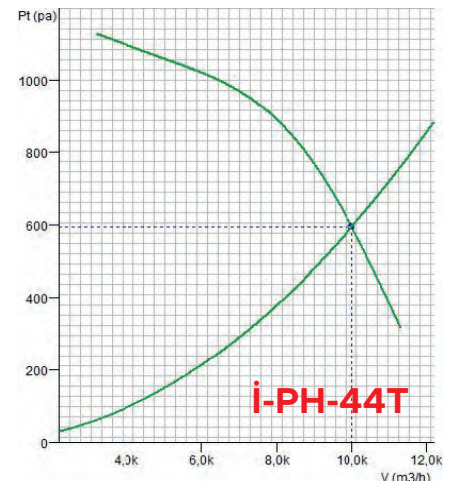
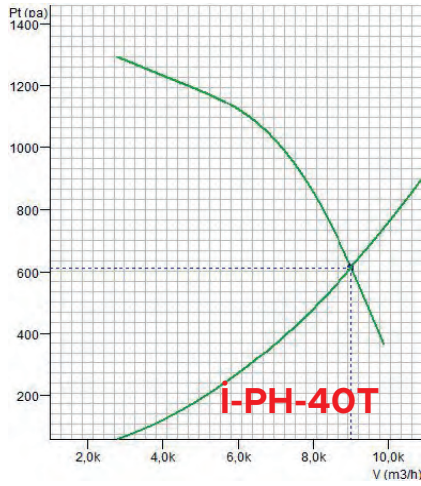
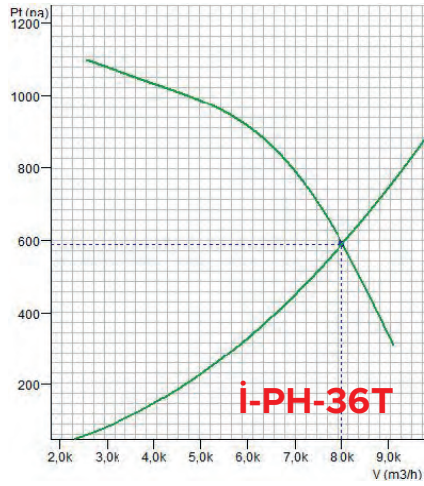
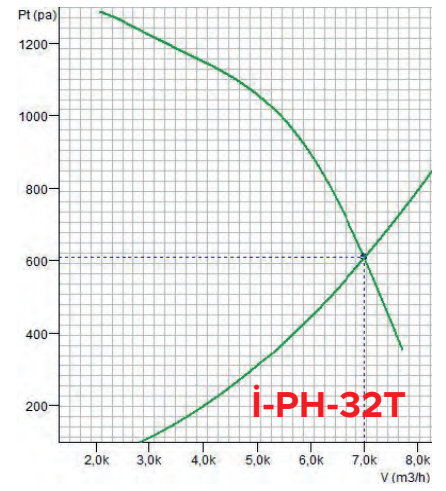
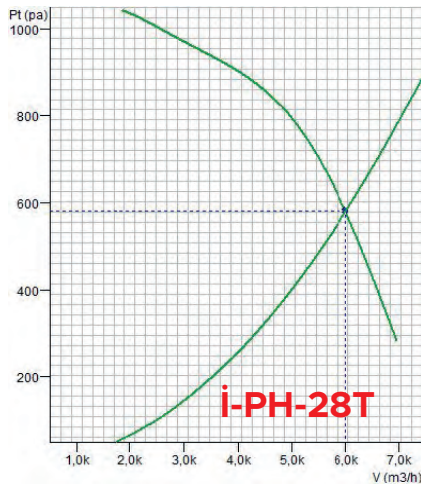
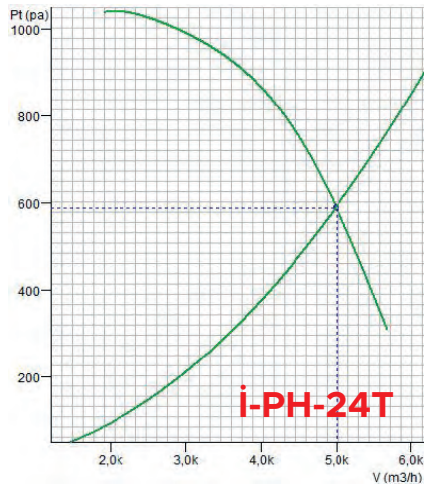
Ölçüler

MODELLER	DIŞTAN DERİNLİK (W) (mm)	DIŞTAN YÜKSEKLİK (H) (mm)	DIŞTAN UZUNLUK (L) (mm)	EMİŞ AĞZI ÖLÇÜLERİ (E1 x E2) (mm)	ATIŞ AĞZI ÖLÇÜLERİ (A1 x A2) (mm)
İ-PH-11T	650	650	1100	570 x 250	570 x 250
İ-PH-16T	650	650	1100	570 x 300	570 x 300
İ-PH-20T	700	700	1100	620 x 350	620 x 350
İ-PH-24T	800	800	1100	720 x 450	720 x 450
İ-PH-28T	900	900	1150	820 x 450	820 x 450
İ-PH-32T	900	900	1150	820 x 450	820 x 450
İ-PH-36T	1000	1000	1150	920 x 450	920 x 450
İ-PH-40T	1000	1000	1150	920 x 500	920 x 500
İ-PH-44T	1100	1100	1200	1020 x 550	1020 x 550
İ-PH-48T	1100	1100	1200	1020 x 600	1020 x 600
İ-PH-52T	1200	1200	1250	1120 x 600	1120 x 600
İ-PH-56T	1200	1200	1250	1120 x 600	1120 x 600
İ-PH-60T	1200	1200	1350	1120 x 650	1120 x 650
İ-PH-64T	1350	1350	1350	1270 x 650	1270 x 650
İ-PH-68T	1350	1350	1350	1270 x 700	1270 x 700
İ-PH-72T	1350	1350	1350	1270 x 700	1270 x 700
İ-PH-76T	1350	1350	1350	1270 x 700	1270 x 700
İ-PH-80T	1500	1500	1400	1420 x 700	1420 x 700
İ-PH-84T	1500	1500	1400	1420 x 750	1420 x 750
İ-PH-88T	1500	1500	1550	1420 x 750	1420 x 750
İ-PH-92T	1500	1500	1400	1420 x 800	1420 x 800
İ-PH-96T	1500	1500	1400	1420 x 800	1420 x 800
İ-PH-100T	1700	1700	1600	1620 x 850	1620 x 850
İ-PH-104T	1700	1700	1600	1620 x 850	1620 x 850
İ-PH-108T	1700	1700	1600	1620 x 900	1620 x 900
İ-PH-112T	1700	1700	1600	1620 x 900	1620 x 900
İ-PH-116T	1700	1700	1600	1620 x 900	1620 x 900
İ-PH-120T	1700	1700	1600	1620 x 900	1620 x 900
İ-PH-124T	1900	1900	1700	1820 x 950	1820 x 950
İ-PH-128T	1900	1900	1700	1820 x 950	1820 x 950
İ-PH-132T	1900	1900	1700	1820 x 1000	1820 x 1000
İ-PH-136T	1900	1900	1700	1820 x 1000	1820 x 1000
İ-PH-140T	1900	1900	1700	1820 x 1000	1820 x 1000
İ-PH-144T	1900	1900	1700	1820 x 1000	1820 x 1000
İ-PH-148T	1900	1900	1700	1820 x 1050	1820 x 1050
İ-PH-152T	2100	2100	1850	2020 x 1050	2020 x 1050
İ-PH-156T	2100	2100	1850	2020 x 1050	2020 x 1050
İ-PH-160T	2100	2100	1850	2020 x 1050	2020 x 1050
İ-PH-164T	2100	2100	1850	2020 x 1100	2020 x 1100

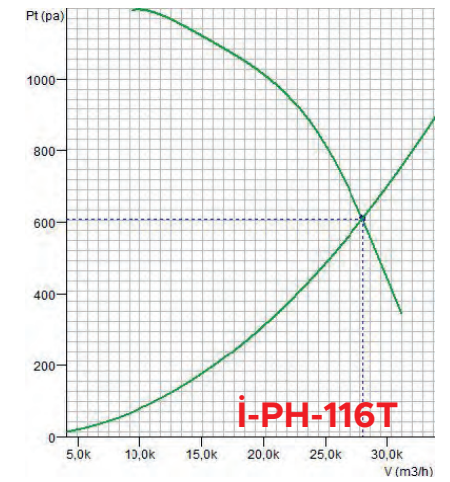
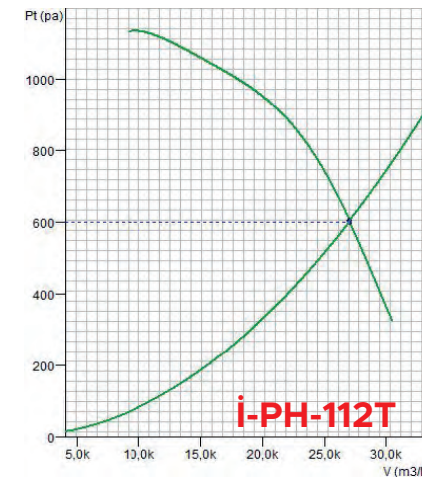
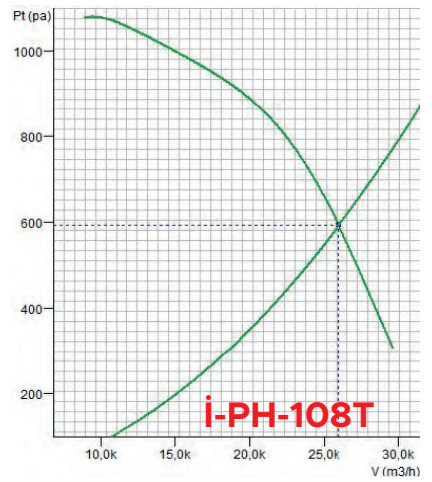
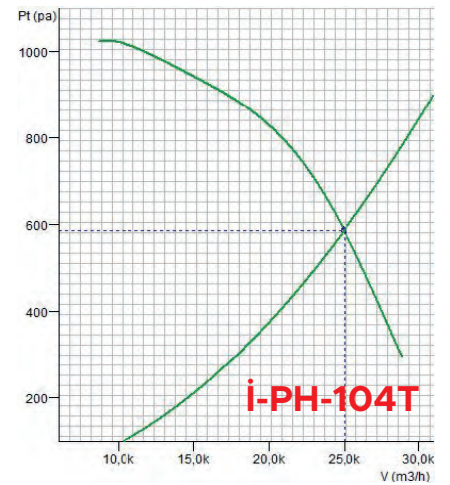
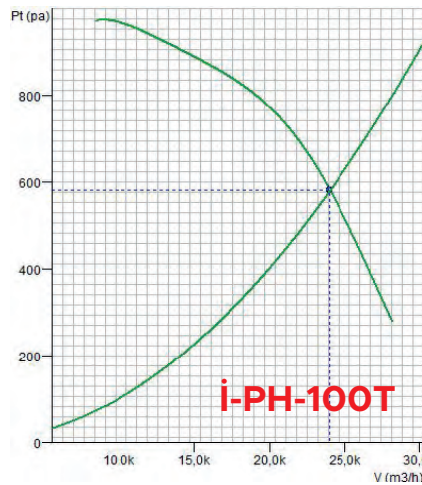
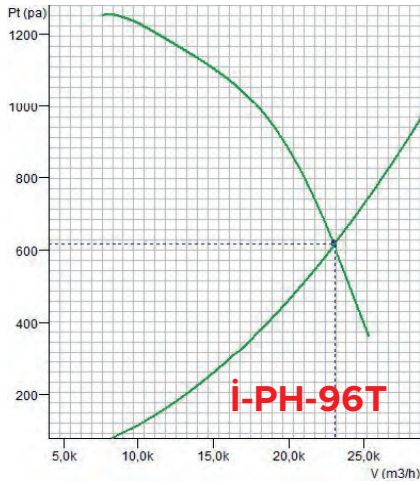
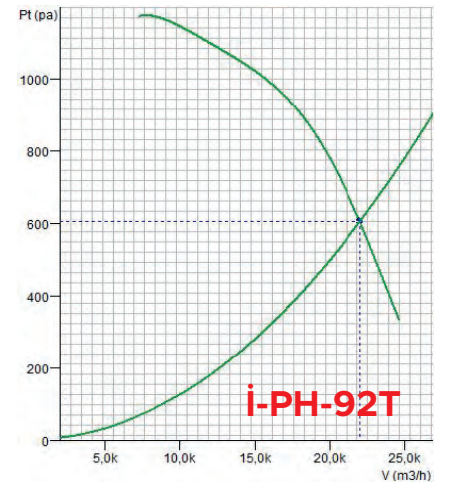
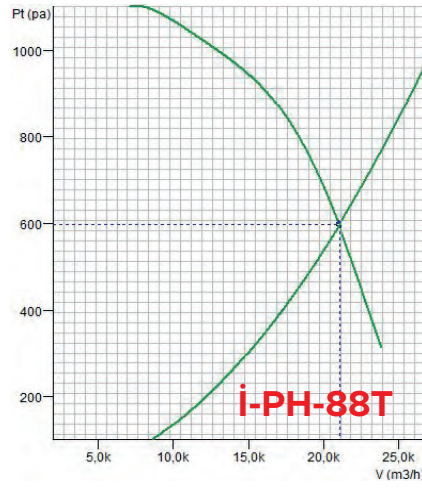
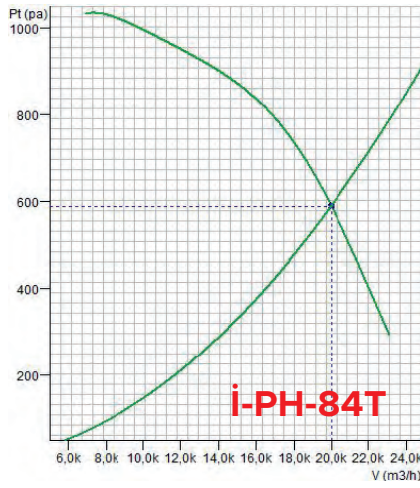
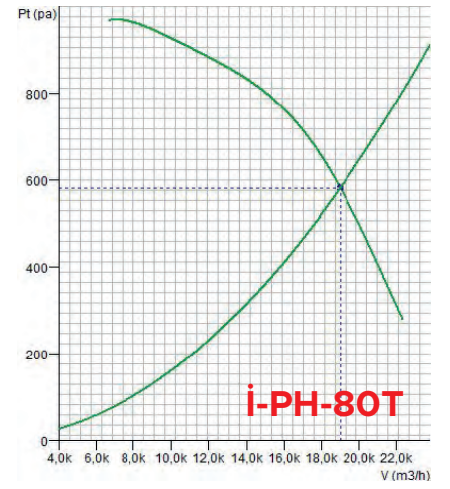
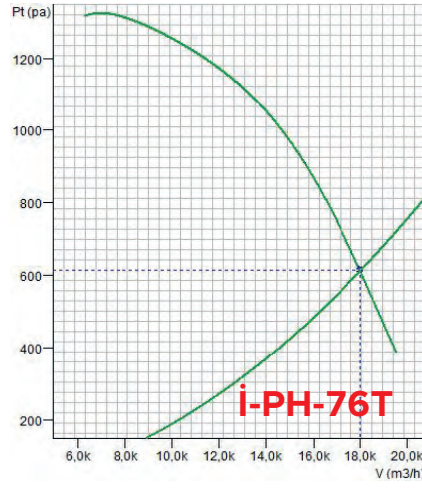
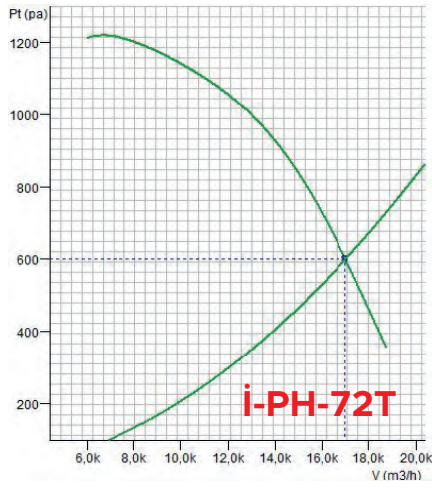
Performans Eğrileri



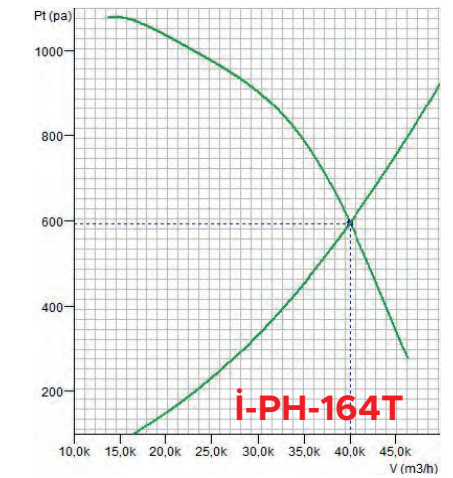
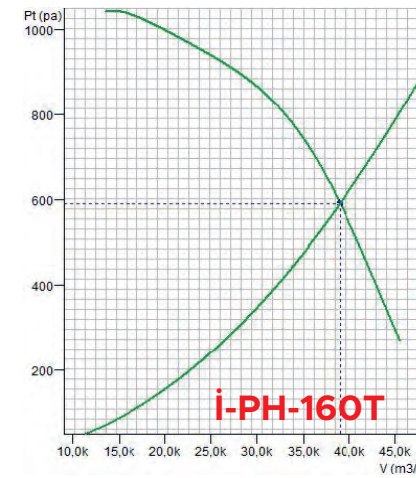
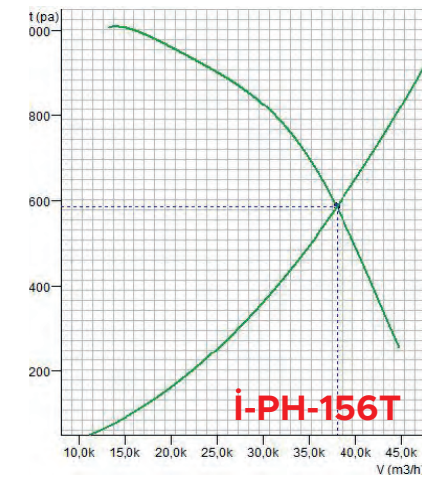
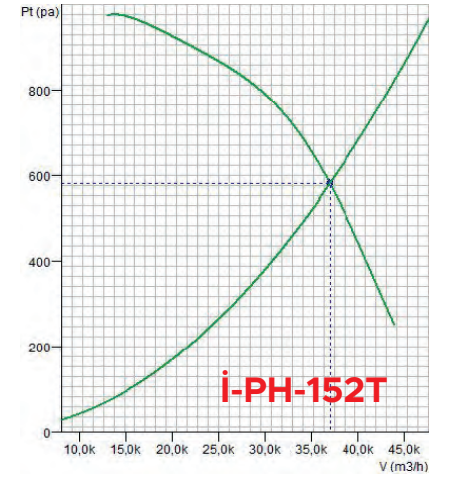
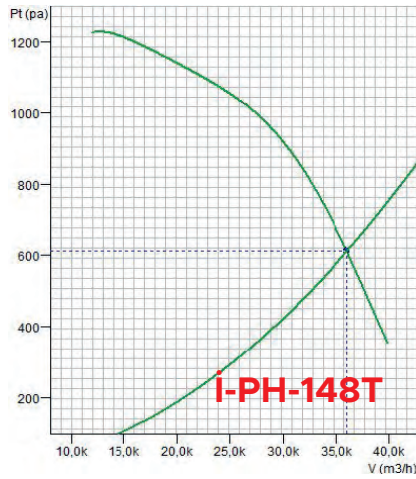
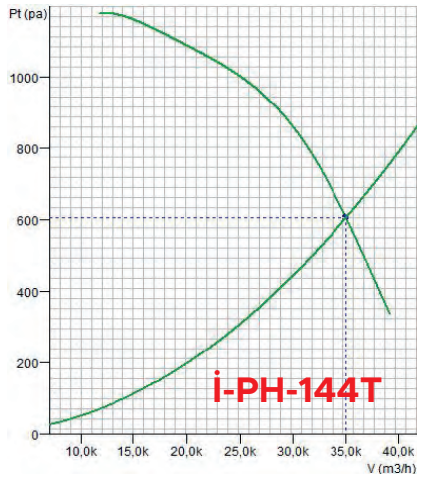
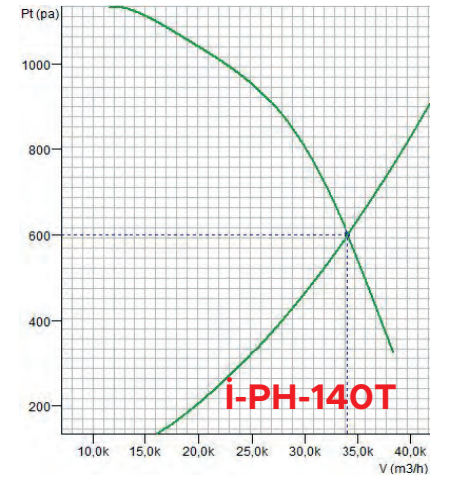
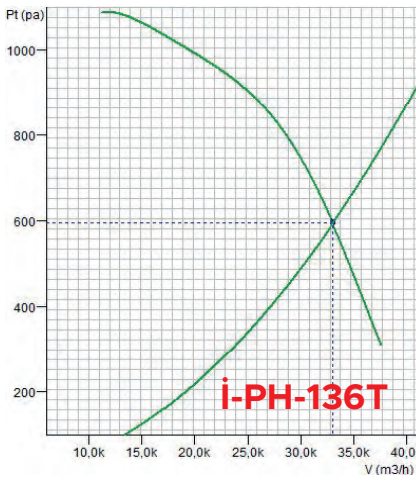
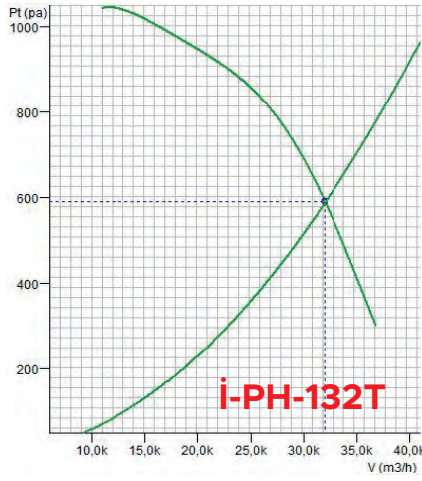
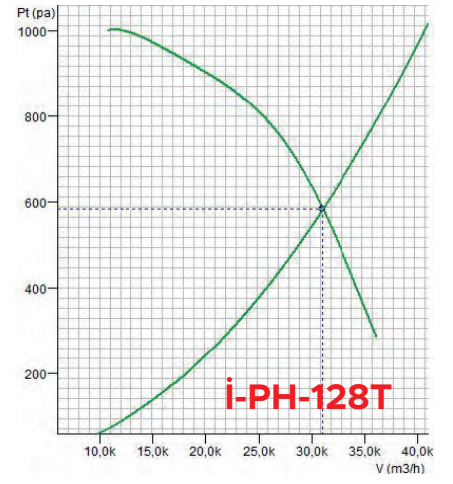
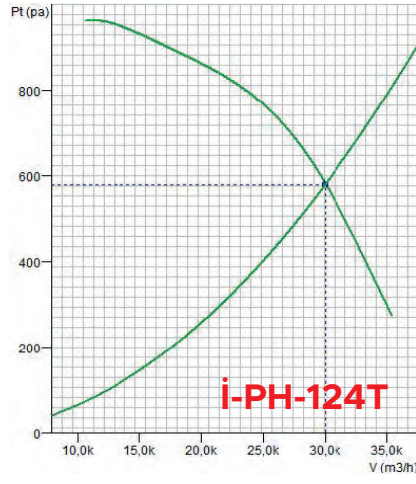
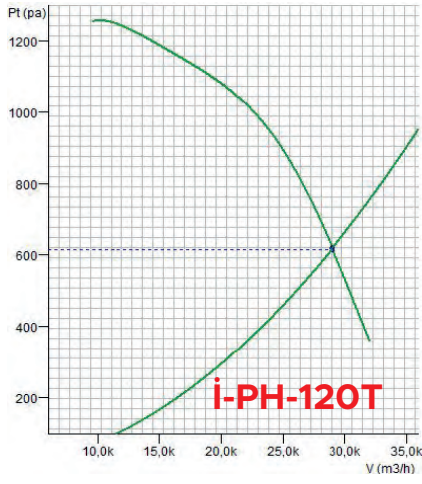
Performans Eğrileri



Performans Eğrileri



Performans Eğrileri

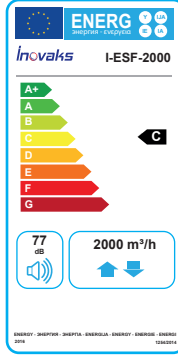


İ-ESF

Elektrostatik Filtre Ünitesi



Genel Özellikler



- Hız ayarı (opsiyonel)
- Ses-ısı izolasyonu
- Düşük ses seviyesi
- Düşük enerji tüketimi
- Bakım kolaylığı
- Düşük enerji tüketimi
- IP55 motor koruma sınıfı
- Elektrostatik filtre
- Yağ tutucu metal filtre
- Silindirik aktif karbon kartuş filtre
- Entegre otomasyon
- Elektrostatik toz fırın boya
- Min/Max Ortam sıcaklığı -35/120°C



Teknik Özellikler

MODELLER	DEBİ (m³/h)	GÜÇ (kW)	VOLTAJ (V)	AKIM (A)	ELEKTROSTATİK FİLTRE	KARTUŞ ADETİ	METAL YAĞ TUTUCU FİLTRE	CİHAZ DIŞI BASINÇ KAYBI (pa)	KABLO KESİTİ
İ-ESF-2000	2000	0,75	380	4,93	✓	12	✓	300	4 X 2,5
İ-ESF-2500	2500	1,1	380	7,24	✓	12	✓	300	4 X 2,5
İ-ESF-3000	3000	1,5	380	9,87	✓	16	✓	300	4 X 2,5
İ-ESF-3500	3500	1,5	380	9,87	✓	16	✓	300	4 X 2,5
İ-ESF-4000	4000	2,2	380	14,47	✓	20	✓	300	4 X 2,5
İ-ESF-4500	4500	2,2	380	14,47	✓	24	✓	300	4 X 2,5
İ-ESF-5000	5000	2,2	380	14,47	✓	24	✓	300	4 X 2,5
İ-ESF-6000	6000	3	380	19,74	✓	32	✓	300	4 X 2,5
İ-ESF-6500	6500	3	380	19,74	✓	32	✓	300	4 X 2,5
İ-ESF-7000	7000	3	380	19,74	✓	32	✓	300	4 X 2,5
İ-ESF-7500	7500	4	380	26,32	✓	36	✓	300	4 X 2,5
İ-ESF-8000	8000	4	380	26,32	✓	40	✓	300	4 X 2,5
İ-ESF-9000	9000	4	380	26,32	✓	44	✓	300	4 X 2,5
İ-ESF-10000	10000	5,5	380	36,18	✓	48	✓	300	4 X 2,5 / 3 x 2,5
İ-ESF-12000	12000	5,5	380	36,18	✓	56	✓	300	4 X 2,5 / 3 x 2,5
İ-ESF-13000	13000	5,5	380	36,18	✓	64	✓	300	4 X 2,5 / 3 x 2,5
İ-ESF-14000	14000	5,5	380	36,18	✓	64	✓	300	4 X 2,5 / 3 x 2,5
İ-ESF-15000	15000	7,5	380	49,34	✓	72	✓	300	3 X 4 / 4 x 4
İ-ESF-18000	18000	7,5	380	49,34	✓	88	✓	300	3 X 4 / 4 x 4
İ-ESF-19000	19000	7,5	380	49,34	✓	88	✓	300	3 X 4 / 4 x 4
İ-ESF-20000	20000	7,5	380	49,34	✓	96	✓	300	3 X 4 / 4 x 4
İ-ESF-21000	21000	11	380	72,37	✓	96	✓	300	3 X 6 / 4 x 6
İ-ESF-22500	22500	11	380	72,37	✓	106	✓	300	3 X 6 / 4 x 6

Aksesuarlar



* İ-FI-GMT : FREKANS SÜRÜCÜ GMT * İ-AS : ACİL STOP BUTONU * İ-AL : AYDINLATMA LAMBASI * İ-GP : GÜÇ PANOSU



İnovaks

Başta ülkemize olmak üzere, siz değerli iş ortaklarımıza ve ekip arkadaşlarımıza mümkün olan en büyük katma değeri sağlamak ve hep birlikte akıl ve menfaat birliği oluşturmak için, sürekli kendini yenileyen, inovaktif bilinçle sizlerin yanındayız.

Adres : Küçükbakkalköy Mah. Dudullu Cad. Brandium Residence R2 Blok K:4 D:44 Ataşehir – İstanbul
Telefon : +90 (216) 519 30 00 **E-Posta** : info@inovaks.com

Adres : Saray Mahallesi 195.Cadde No:3/A Saray Sanayi (Keresteciler Sitesi)Kahramankazan - Ankara
Telefon : +90 (312) 394 57 69 **E-Posta** : info@inovaks.com

• Şirketimizin, tüm ürün niteliklerinde önceden ihbar etmeksizin değişiklik yapma hakkı saklıdır. •Listedeki ürün bilgileri ve olabilecek baskı,yazım vb. hatalardan firmamız sorumlu değildir. Bu durumda orjinal ürün bilgileri ve görselleri geçerlidir. • Bu broşürde bulunan ürünlerin renkleri, baskı sürecindeki teknik sınırlamalardan dolayı gerçek renklerden farklı olabilir. Ürünlerde yer alan enerji sınıfı tabloları örnek teşkil etmektedir • Değerler değişkenlik gösterebilir.